

MONTHLY REPORTS

FEBRUARY 2017

FOR PUBLIC INSPECTION

**BOROUGH OF CRAFTON
TREASURER'S REPORT
February 28, 2017**

DEMAND DEPOSITS

Balance to General Fund	195,765.45	
Total Receipts	519,400.23	
Subtotal	715,165.68	
Total Disbursements	(357,483.68)	
General Fund		357,682.00
Payroll Account		5,536.99
Alcosan		987.19
Capital Projects Reserve Fund		41,454.61
Fire Equipment Fund		1,187.57
Road Tax Fund		336,737.73
Insurance Escrow		1.00
Med Saver		1,355.58
Crafton Celebrates		10,927.79
Planning Commission		200.00
Total Demand Deposits		756,070.46

INVESTMENTS

Pennsylvania Local Government Trust General Fund		743,960.54
Pennsylvania Local Government Trust Sewer Account		987,191.43
Pennsylvania Local Government Trust Highway Aid		7,757.97
PNC DB Trust Police Pension		4,154,905.56
PNC DB Trust Employee Pension		1,286,748.90
Total Investments		7,180,564.40

TOTAL DEMAND DEPOSITS AND INVESTMENT ACCOUNTS

7,936,634.86



Annette M. Lherbier, Treasurer

BOROUGH OF CRAFTON GENERAL FUND FINANCIAL REPORT

January 1, 2017 to February 28, 2017

	Jan - Fe...	Budget	\$ Over Bud...	% of ...
Income				
301 · Real Estate Taxes				
301.10 · Real Estate - Current	0.00	1,380,000.00	-1,380,000.00	0.0%
301.20 · R.E. Tax - Prior Year	2,441.65	7,000.00	-4,558.35	34.9%
301.30 · Road Tax Interfund Trf	3,723.52	0.00	3,723.52	100.0%
301.31 · Road Tax Refunds	0.00	0.00	0.00	0.0%
301.35 · Road - Pen / Interest-Transfer	899.58	0.00	899.58	100.0%
301.50 · R.E. Tax - Delinq.-Leined	7,294.38	55,000.00	-47,705.62	13.3%
Total 301 · Real Estate Taxes	14,359.13	1,442,000.00	-1,427,640.87	1.0%
310 · Act 511 Taxes				
310.10 · Real Estate Transfer	10,018.04	55,000.00	-44,981.96	18.2%
310.21 · EIT - Current	1,402.05	525,000.00	-523,597.95	0.3%
310.22 · EIT - Prior	165,127.42	250,000.00	-84,872.58	66.1%
310.23 · EIT - Delinquent	3,981.34			
310.31 · Mercantile - Current	31,751.65	100,000.00	-68,248.35	31.8%
310.36 · Business Priviledge - Current	314.12	56,000.00	-55,685.88	0.6%
310.51 · LST-OccTaX - Current	10,933.31	45,000.00	-34,066.69	24.3%
Total 310 · Act 511 Taxes	223,527.93	1,031,000.00	-807,472.07	21.7%
319 · Penalty/Interest				
319.01 · P/I Real Estate Taxes	362.44	5,000.00	-4,637.56	7.2%
319.02 · P/I - R/E Taxes - Delinq.	5,706.48	25,000.00	-19,293.52	22.8%
319.12 · P/I EIT	0.00	8,000.00	-8,000.00	0.0%
319.122 · P/I EIT - Delinq.	159.21			
319.13 · P/I Mercantile	269.00	250.00	19.00	107.6%
319.15 · P/I LST- OPT	0.00	0.00	0.00	0.0%
319.18 · P/I Business Priviledge	13.64	500.00	-486.36	2.7%
319.20 · Magistrate/Other	0.00	1,000.00	-1,000.00	0.0%
319.30 · P/I - Garbage Collection	56.97	15,000.00	-14,943.03	0.4%
319.302 · P/I - Garbage - Delinq.	6,722.72			
Total 319 · Penalty/Interest	13,290.46	54,750.00	-41,459.54	24.3%
321 · Licenses & Permits				
321.61 · Soliciting Permits	290.00	250.00	40.00	116.0%
321.75 · Mechanical Devices	0.00	3,000.00	-3,000.00	0.0%
321.80 · Cable Franchise Fees	28,604.81	112,000.00	-83,395.19	25.5%
321.90 · Business Licenses	50.00	2,500.00	-2,450.00	2.0%
322.80 · Street Openings	425.00	8,000.00	-7,575.00	5.3%
322.81 · Pole Permits	0.00	0.00	0.00	0.0%
322.83 · Truck Parking Permits	10.00	100.00	-90.00	10.0%
Total 321 · Licenses & Permits	29,379.81	125,850.00	-96,470.19	23.3%
331 · Fines & Forfeits				
331.13 · Fines-Magistrate/County	3,582.75	40,000.00	-36,417.25	9.0%
331.14 · M/Veh Violations/State Police	105.00	4,000.00	-3,895.00	2.6%
Total 331 · Fines & Forfeits	3,687.75	44,000.00	-40,312.25	8.4%
341 · Interest Earnings				
341.01 · Income on Investments	567.78	1,000.00	-432.22	56.8%
342.00 · Rental Income	4,220.06	25,000.00	-20,779.94	16.9%
Total 341 · Interest Earnings	4,787.84	26,000.00	-21,212.16	18.4%

**BOROUGH OF CRAFTON
GENERAL FUND FINANCIAL REPORT**

January 1, 2017 to February 28, 2017

	Jan - Fe...	Budget	\$ Over Bud...	% of ...
354 · Grant Proceeds				
354.15 · Act 101 Recycling Grant	0.00	4,000.00	-4,000.00	0.0%
354.20 · Miscellaneous Grants	0.00	0.00	0.00	0.0%
354.25 · DCNR-Parks, Rec Study	0.00	0.00	0.00	0.0%
354.26 · DCNR-Parks, Rec Dev	0.00	0.00	0.00	0.0%
Total 354 · Grant Proceeds	0.00	4,000.00	-4,000.00	0.0%
355 · State Entitlements				
355.01 · PURTA	0.00	3,500.00	-3,500.00	0.0%
355.04 · Liquor Licenses	0.00	1,000.00	-1,000.00	0.0%
355.05 · Pension State Aid	0.00	112,000.00	-112,000.00	0.0%
355.07 · Foreign Fire Fund	0.00	31,000.00	-31,000.00	0.0%
355.09 · Act 13 Impact Fee	0.00	700.00	-700.00	0.0%
357.01 · 1% Sales Tax	38,763.93	220,000.00	-181,236.07	17.6%
Total 355 · State Entitlements	38,763.93	368,200.00	-329,436.07	10.5%
358 · Intergov. Contract Services				
358.10 · Police Services-Thornburg	15,444.76	95,500.00	-80,055.24	16.2%
358.11 · Fire Protection Services	1,416.68	8,500.00	-7,083.32	16.7%
358.12 · Reimb. VehExp-Code Official	0.00	1,000.00	-1,000.00	0.0%
Total 358 · Intergov. Contract Services	16,861.44	105,000.00	-88,138.56	16.1%
360 · Charges For Service				
360.03 · Lein Letters	0.00	0.00	0.00	0.0%
361.00 · Jordan-Trash Billing Fee	4,600.00	8,000.00	-3,400.00	57.5%
361.31 · Subdivision Fees	0.00	0.00	0.00	0.0%
361.33 · Conditional Use Hearing Fees	0.00	0.00	0.00	0.0%
361.34 · Zoning Hearing Board Fees	500.00	1,000.00	-500.00	50.0%
361.35 · Planning Fees	0.00	0.00	0.00	0.0%
361.51 · Sale of Maps	0.00	0.00	0.00	0.0%
361.70 · Police Application Fees	0.00	1,000.00	-1,000.00	0.0%
361.71 · Copies/Sale of Maps	0.00	0.00	0.00	0.0%
362.11 · Sale of Accident Reports	330.00	1,500.00	-1,170.00	22.0%
362.13 · Carlynton School/Act 511	0.00	0.00	0.00	0.0%
362.141 · Crossing Guard Reimb.	7,957.48	40,000.00	-32,042.52	19.9%
362.41 · Bldg./Elec. Permit Fees	1,225.50	9,000.00	-7,774.50	13.6%
362.48 · Rental Inspection Fee	1,980.00	4,000.00	-2,020.00	49.5%
362.50 · Zoning Use Permits	1,195.00	3,000.00	-1,805.00	39.8%
362.51 · Occupancy Permits	1,830.00	6,000.00	-4,170.00	30.5%
362.55 · Other Permits Code Enforce	100.00	0.00	100.00	100.0%
363.51 · PennDot Snow Removal	0.00	7,000.00	-7,000.00	0.0%
Total 360 · Charges For Service	19,717.98	80,500.00	-60,782.02	24.5%
364 · Sanitation - Garbage Collection				
364.30 · Current Garbage Collection Fee	249,863.50	470,000.00	-220,136.50	53.2%
364.35 · Garbage Collection - Delinq.	34,991.75	50,000.00	-15,008.25	70.0%
Total 364 · Sanitation - Garbage Collection	284,855.25	520,000.00	-235,144.75	54.8%

BOROUGH OF CRAFTON GENERAL FUND FINANCIAL REPORT

January 1, 2017 to February 28, 2017

	Jan - Fe...	Budget	\$ Over Bud...	% of ...
367 · Recreation Fees				
367.10 · Minature Golf Pay to Play	0.00	0.00	0.00	0.0%
367.20 · Pool Passes	0.00	30,000.00	-30,000.00	0.0%
367.21 · Pool General Admission	0.00	35,000.00	-35,000.00	0.0%
367.22 · Swimming Lessons	0.00	4,000.00	-4,000.00	0.0%
367.23 · Pool Rentals	0.00	4,000.00	-4,000.00	0.0%
367.24 · AquaRobics	0.00	250.00	-250.00	0.0%
367.25 · Chair Rentals-Locks	0.00	1,000.00	-1,000.00	0.0%
367.26 · Lifeguard Class Fee	0.00	0.00	0.00	0.0%
367.30 · Sale of Wood Chips/Compost	0.00	100.00	-100.00	0.0%
367.31 · Summer Day Camp Fee	0.00	0.00	0.00	0.0%
367.40 · Pool Concessions	0.00	20,000.00	-20,000.00	0.0%
367.41 · Community Center Rentals	800.00	2,000.00	-1,200.00	40.0%
367.42 · Park Shelter Rentals	275.00	3,500.00	-3,225.00	7.9%
367.50 · Senior Dinner-Fees	0.00	2,000.00	-2,000.00	0.0%
367.51 · Rec. Board Activities-Misc.	0.00	0.00	0.00	0.0%
367.52 · Fundraising-Recreation	0.00	1,500.00	-1,500.00	0.0%
Total 367 · Recreation Fees	1,075.00	103,350.00	-102,275.00	1.0%
380 · Misc. Revenues				
380.01 · Refunds on Current Expenditures	11.17	1,000.00	-988.83	1.1%
380.02 · Other	265.50	1,000.00	-734.50	26.6%
380.03 · Insurance Dividends	0.00	30,000.00	-30,000.00	0.0%
380.04 · Reimb. Exp-Comp.Plan Ingram	0.00	15,000.00	-15,000.00	0.0%
380.05 · Drug Task Force OT	1,195.76	600.00	595.76	199.3%
380.06 · TCF Collection Commission	0.00	0.00	0.00	0.0%
380.07 · Eng. Developer Reimb.	0.00	0.00	0.00	0.0%
380.08 · Solicitor Deve. Reimb	0.00	0.00	0.00	0.0%
380.12 · Reimbursed-P/D Overtime Details	0.00	0.00	0.00	0.0%
380.15 · Reimb. from Fire Equip. Fund	0.00	0.00	0.00	0.0%
380.50 · Military Banner Receipts	1,855.00			
Total 380 · Misc. Revenues	3,327.43	47,600.00	-44,272.57	7.0%
388 · Fiduciary Funds				
388.01 · Police Pension Contribution	6,307.79	35,000.00	-28,692.21	18.0%
Total 388 · Fiduciary Funds	6,307.79	35,000.00	-28,692.21	18.0%
390 · Other Financing Sources				
391.10 · Sale of Fixed Assets	0.00	0.00	0.00	0.0%
391.20 · Compensation of Fixed Assets	0.00	5,000.00	-5,000.00	0.0%
Total 390 · Other Financing Sources	0.00	5,000.00	-5,000.00	0.0%
392 · Interfund Transfers				
392.84 · Trf from Cap. Reserve Fund	0.00	0.00	0.00	0.0%
392.85 · Trf From Highway Aid	0.00	165,000.00	-165,000.00	0.0%
392.86 · Trf From Sewer Account	0.00	0.00	0.00	0.0%
392.88 · Trf from Road Tax Fund	-144.84	0.00	-144.84	100.0%
392.92 · Trfr to Highway Aid Plgit	0.00	0.00	0.00	0.0%
392.93 · Transfer In - Capital Projects	0.00	0.00	0.00	0.0%
Total 392 · Interfund Transfers	-144.84	165,000.00	-165,144.84	-0.1%
393 · General Obligation Note				
393.12 · PNC-Duncan Settlement	0.00	0.00	0.00	0.0%
Total 393 · General Obligation Note	0.00	0.00	0.00	0.0%

BOROUGH OF CRAFTON GENERAL FUND FINANCIAL REPORT

January 1, 2017 to February 28, 2017

	Jan - Fe...	Budget	\$ Over Bud...	% of ...
394 · Proceeds From TRAN				
394.10 · TRAN	0.00	0.00	0.00	0.0%
Total 394 · Proceeds From TRAN	0.00	0.00	0.00	0.0%
395 · Refunds of Prior Years				
395.02 · Gasoline Tax Refund	0.00	1,000.00	-1,000.00	0.0%
395.04 · Other	0.00	0.00	0.00	0.0%
399.00 · Sinking Fund Carryover	0.00	130,750.00	-130,750.00	0.0%
Total 395 · Refunds of Prior Years	0.00	131,750.00	-131,750.00	0.0%
Total Income	659,796.90	4,289,000.00	-3,629,203.10	15.4%
Gross Profit	659,796.90	4,289,000.00	-3,629,203.10	15.4%
Expense				
400 · Borough Administration				
400.11 · Salary of Council	1,400.00	8,400.00	-7,000.00	16.7%
400.14 · Clerical	6,676.68	36,000.00	-29,323.32	18.5%
400.154 · Health & Accident & STD	184.50	800.00	-615.50	23.1%
400.156 · Hospitalization	10,845.28	60,000.00	-49,154.72	18.1%
400.161 · Social Security	2,212.88	13,000.00	-10,787.12	17.0%
400.162 · Unemployment Compensation	21.38	2,500.00	-2,478.62	0.9%
400.163 · FSA	35.00	1,000.00	-965.00	3.5%
400.164 · HRA	122.91	2,000.00	-1,877.09	6.1%
400.21 · Office Supplies/Postage	943.93	3,500.00	-2,556.07	27.0%
400.22 · Newsletter-Printing/Postage	306.32	1,000.00	-693.68	30.6%
400.26 · Minor Equipment	0.00	750.00	-750.00	0.0%
400.30 · Computer HW/SW Maint	0.00	1,000.00	-1,000.00	0.0%
400.32 · Communications	362.78	4,500.00	-4,137.22	8.1%
400.33 · Travel Expense	0.00	500.00	-500.00	0.0%
400.34 · Advertising	94.00	2,000.00	-1,906.00	4.7%
400.35 · Bonds	613.00	1,000.00	-387.00	61.3%
400.354 · Worker's Compensation	110.50	1,000.00	-889.50	11.1%
400.356 · Drug & Alcohol Testing	0.00	500.00	-500.00	0.0%
400.37 · Maint. & Repairs Equipment	547.90	3,000.00	-2,452.10	18.3%
400.38 · Postage Meter Rental	144.00	750.00	-606.00	19.2%
400.39 · Equipmt. Lease - Copier	1,338.00	7,000.00	-5,662.00	19.1%
400.42 · Council Meeting Expenses	187.36	1,000.00	-812.64	18.7%
400.43 · Subscriptions-Dues	613.00	1,500.00	-887.00	40.9%
400.45 · Payroll Contract	1,782.66	6,500.00	-4,717.34	27.4%
400.74 · Major Equipment	0.00	1,000.00	-1,000.00	0.0%
401.11 · Mayor - Salary	300.00	1,800.00	-1,500.00	16.7%
401.42 · Mayor - Membershp Dues/Semi...	0.00	200.00	-200.00	0.0%
402.11 · Auditing - Professional Auditor	9,500.00	12,500.00	-3,000.00	76.0%
402.12 · Salary - Treasurer	500.00	2,700.00	-2,200.00	18.5%
404.31 · Solicitor Expenses	3,878.97	35,000.00	-31,121.03	11.1%
404.32 · Legal-Litigation	0.00	1,000.00	-1,000.00	0.0%
404.331 · Morg.-Stan. Litig.	0.00	0.00	0.00	0.0%
404.332 · Labor Counsel	0.00	2,000.00	-2,000.00	0.0%
405.12 · Salary - Admin. Assistant	6,600.00	40,000.00	-33,400.00	16.5%
405.13 · Salary - Manager	14,483.32	86,900.00	-72,416.68	16.7%
406.46 · Training Seminars	3,025.00	5,000.00	-1,975.00	60.5%
407.32 · IT Expenses	1,556.50	5,000.00	-3,443.50	31.1%
408.31 · Engineer Retainer	0.00	1,200.00	-1,200.00	0.0%
Total 400 · Borough Administration	68,385.87	353,500.00	-285,114.13	19.3%

BOROUGH OF CRAFTON GENERAL FUND FINANCIAL REPORT

January 1, 2017 to February 28, 2017

	Jan - Fe...	Budget	\$ Over Bud...	% of ...
403 · Tax Collection				
403.11 · Salary - Property Tax Collector	80.00	500.00	-420.00	16.0%
403.351 · Bonds - Prop.Tax Collector	0.00	400.00	-400.00	0.0%
403.46 · Jordan-Liens-Revivals-SherSales	7,858.00	10,000.00	-2,142.00	78.6%
403.461 · Jordan Tax - TCF Fees	2,375.69	16,000.00	-13,624.31	14.8%
403.462 · Jordan Tax - R/E Tax Collec Fee	0.00	7,500.00	-7,500.00	0.0%
403.463 · Jordan Tax-Prior R/E Tax Fee	2,288.56	17,000.00	-14,711.44	13.5%
403.47 · Jordan Act 511 Fees	1,010.60	10,000.00	-8,989.40	10.1%
403.48 · Jordan-Act 32 SWTax District	3,041.38	15,000.00	-11,958.62	20.3%
403.76 · Rad Tax Payment	440.06	1,500.00	-1,059.94	29.3%
491.02 · RE Tax Refund - Prior	2,360.45	2,000.00	360.45	118.0%
491.03 · Refunds - LST	0.00	500.00	-500.00	0.0%
491.06 · Refunds - Trash Collection	0.00	500.00	-500.00	0.0%
Total 403 · Tax Collection	19,454.74	80,900.00	-61,445.26	24.0%
409 · Municipal Properties				
409.21 · Maintenance Supplies	554.96	1,500.00	-945.04	37.0%
409.26 · Minor Equipment	0.00	500.00	-500.00	0.0%
409.36 · Utilities	5,284.43	20,000.00	-14,715.57	26.4%
409.361 · Utilities - District Magistrate	1,630.13	6,000.00	-4,369.87	27.2%
409.37 · Repairs/Maintenance	5,094.22	15,000.00	-9,905.78	34.0%
409.371 · Repairs/Maint- Dist. Magistrate	135.00	2,500.00	-2,365.00	5.4%
409.45 · Contracts - Custodian/Mats	2,091.06	9,000.00	-6,908.94	23.2%
409.50 · Municipal Prop. Misc.	0.00	1,500.00	-1,500.00	0.0%
409.71 · Cap Improvements - Dist. Magist	0.00	1,000.00	-1,000.00	0.0%
409.76 · Refunds - Community Center	0.00	100.00	-100.00	0.0%
Total 409 · Municipal Properties	14,789.80	57,100.00	-42,310.20	25.9%
410 · Police Services				
410.12 · Salaries - Police Officers	99,887.21	597,000.00	-497,112.79	16.7%
410.121 · Salary - Chief	15,324.32	92,000.00	-76,675.68	16.7%
410.13 · Longevity - Police	1,250.00	4,500.00	-3,250.00	27.8%
410.14 · Salary - Police Secretary	4,612.80	33,500.00	-28,887.20	13.8%
410.154 · Health & Accident & STD	648.90	4,000.00	-3,351.10	16.2%
410.156 · Hospitalization	19,376.70	130,000.00	-110,623.30	14.9%
410.161 · Social Security	11,411.38	69,000.00	-57,588.62	16.5%
410.162 · Unemployment Compensation	756.10	8,000.00	-7,243.90	9.5%
410.163 · FSA	325.00	4,500.00	-4,175.00	7.2%
410.164 · HRA	1,154.69	6,000.00	-4,845.31	19.2%
410.18 · Wages - Crossing Guards	15,176.00	81,000.00	-65,824.00	18.7%
410.181 · Wages - Jail Guards	0.00	1,000.00	-1,000.00	0.0%
410.19 · O.T. Police (see 380.12 Reimb.)	4,889.09	20,000.00	-15,110.91	24.4%
410.191 · Court /School - Reimb Expenses	326.00	2,000.00	-1,674.00	16.3%
410.192 · Court Overtime	3,261.95	40,000.00	-36,738.05	8.2%
410.193 · DANET O.T. (See 380.05 offset)	907.58	5,000.00	-4,092.42	18.2%
410.21 · Office Supplies/Postage	736.27	3,000.00	-2,263.73	24.5%
410.22 · Ammunition	0.00	1,500.00	-1,500.00	0.0%
410.23 · Uniform Allowance	1,005.89	7,700.00	-6,694.11	13.1%
410.232 · Uniform Allowance - Crossing ...	0.00	1,250.00	-1,250.00	0.0%
410.24 · Fuel Expense	1,622.28	13,000.00	-11,377.72	12.5%
410.25 · Maintenance Equip.-Supplies	10.99	3,500.00	-3,489.01	0.3%
410.26 · Minor Equipment	125.00	5,000.00	-4,875.00	2.5%
410.32 · Communications	1,690.08	12,000.00	-10,309.92	14.1%
410.321 · IT Expense	1,349.00	5,000.00	-3,651.00	27.0%
410.354 · Worker's Compensation	6,720.84	43,000.00	-36,279.16	15.6%
410.355 · Worker's Comp.-School Guards	1,059.80	6,500.00	-5,440.20	16.3%
410.37 · Vehicle Maintenance	404.40	10,000.00	-9,595.60	4.0%
410.42 · Dues Police Chief	814.00	900.00	-86.00	90.4%

BOROUGH OF CRAFTON GENERAL FUND FINANCIAL REPORT

January 1, 2017 to February 28, 2017

	Jan - Fe...	Budget	\$ Over Bud...	% of ...
410.421 · Dues - Police Officers	0.00	700.00	-700.00	0.0%
410.45 · Animal Control	600.00	4,800.00	-4,200.00	12.5%
410.53 · Civil Service Commission	47.00	2,500.00	-2,453.00	1.9%
410.74 · Capital Outlay	0.00	36,000.00	-36,000.00	0.0%
410.75 · Training - Police Officers	1,676.18	8,000.00	-6,323.82	21.0%
410.751 · Training - Police Chief	0.00	1,500.00	-1,500.00	0.0%
410.76 · Computer Expense	2,396.00	6,000.00	-3,604.00	39.9%
410.77 · Video Recording Devices	0.00	8,000.00	-8,000.00	0.0%
Total 410 · Police Services	199,565.45	1,277,350.00	-1,077,784.55	15.6%
411 · Fire Protection				
411.10 · Physicals-Annual CVFD	0.00	6,000.00	-6,000.00	0.0%
411.22 · Operating Supplies	799.57	2,500.00	-1,700.43	32.0%
411.23 · Minor Equip. Repair	179.50	5,000.00	-4,820.50	3.6%
411.231 · Minor Equip. Purchase	0.00	5,000.00	-5,000.00	0.0%
411.24 · Fuel, Oil	733.67	4,500.00	-3,766.33	16.3%
411.32 · Communications	960.57	6,000.00	-5,039.43	16.0%
411.354 · Worker's Compensation	2,666.00	18,000.00	-15,334.00	14.8%
411.37 · Vehicle Maintenance	2,640.91	10,000.00	-7,359.09	26.4%
411.38 · Hydrant Rental	3,935.21	23,250.00	-19,314.79	16.9%
411.45 · Equip. Inspection & Testing	2,912.81	5,500.00	-2,587.19	53.0%
411.53 · Annual Contribution	6,666.66	40,000.00	-33,333.34	16.7%
411.70 · Major Equipment	604.79	20,300.00	-19,695.21	3.0%
411.75 · Building Fund - Utilities	0.00	0.00	0.00	0.0%
411.90 · Trf to Major Equipment Fund	0.00	37,400.00	-37,400.00	0.0%
411.901 · Trf to Minor Equipment Fund	0.00	22,000.00	-22,000.00	0.0%
Total 411 · Fire Protection	22,099.69	205,450.00	-183,350.31	10.8%
413 · Building Inspection				
413.12 · Salary - Fire Marshal	0.00	500.00	-500.00	0.0%
413.13 · Salary - Ordinance Officer	800.00	13,000.00	-12,200.00	6.2%
413.14 · Zoning Inspections	1,318.00	8,500.00	-7,182.00	15.5%
413.15 · Training & Education	0.00	500.00	-500.00	0.0%
413.161 · Social Security	61.20	800.00	-738.80	7.7%
413.162 · Unemployment Compensation	11.75	500.00	-488.25	2.4%
413.21 · Office Supplies	18.46	200.00	-181.54	9.2%
413.24 · Fuel	25.86	1,000.00	-974.14	2.6%
413.32 · Communic/Internet - Ord. Offcr	175.04	2,000.00	-1,824.96	8.8%
413.354 · Worker's Compensation	6.16	500.00	-493.84	1.2%
413.37 · Vehicle Repairs	136.98	1,000.00	-863.02	13.7%
413.45 · Demolition-Blight Props	0.00	15,000.00	-15,000.00	0.0%
413.47 · Bldg Permit DCED	64.00	200.00	-136.00	32.0%
414.12 · Bldg Permit-Inspection Fees	640.00	12,000.00	-11,360.00	5.3%
414.14 · ZHB - Court Reporter/Sec'y	0.00	500.00	-500.00	0.0%
414.21 · ZHB Office-Adv-Postage	0.00	250.00	-250.00	0.0%
414.31 · ZHB Legal Services	0.00	2,000.00	-2,000.00	0.0%
414.41 · ZHB Fee Refunds	0.00	0.00	0.00	0.0%
414.46 · Recodify Boro Ordinances	1,195.00	1,500.00	-305.00	79.7%
Total 413 · Building Inspection	4,452.45	59,950.00	-55,497.55	7.4%
427 · Refuse - Recycling Removal				
427.10 · Garbage Contract	74,266.00	445,600.00	-371,334.00	16.7%
427.12 · Recycling Contract	11,872.10	71,350.00	-59,477.90	16.6%
Total 427 · Refuse - Recycling Removal	86,138.10	516,950.00	-430,811.90	16.7%

BOROUGH OF CRAFTON GENERAL FUND FINANCIAL REPORT

January 1, 2017 to February 28, 2017

	Jan - Fe...	Budget	\$ Over Bud...	% of ...
430 · Public Works Department				
430.10 · Salary - P/W Supervisor	11,266.68	67,600.00	-56,333.32	16.7%
430.14 · Salaries - Full Time Employees	48,082.88	295,000.00	-246,917.12	16.3%
430.15 · Wages - Reg. Overtime Pay	0.00	3,000.00	-3,000.00	0.0%
430.154 · Health & Accident & STD	428.30	2,300.00	-1,871.70	18.6%
430.156 · Hospitalization	16,553.92	105,000.00	-88,446.08	15.8%
430.16 · Wages - Part Time	0.00	1,500.00	-1,500.00	0.0%
430.161 · Social Security	4,757.69	26,000.00	-21,242.31	18.3%
430.162 · Unemployment Compensation	52.67	3,500.00	-3,447.33	1.5%
430.163 · FSA	235.00	3,000.00	-2,765.00	7.8%
430.164 · HRA	1,985.79	5,500.00	-3,514.21	36.1%
430.18 · Wages - Seasonal Employment	1,512.00	25,000.00	-23,488.00	6.0%
430.21 · Public Works - Misc. Supplies	139.84	2,000.00	-1,860.16	7.0%
430.23 · Uniforms	527.20	6,000.00	-5,472.80	8.8%
430.24 · Fuel	1,591.78	10,000.00	-8,408.22	15.9%
430.25 · Repairs - Maintenance	881.36	12,000.00	-11,118.64	7.3%
430.26 · Small Tools	616.67	4,000.00	-3,383.33	15.4%
430.27 · Computer H/W & S/W	0.00	0.00	0.00	0.0%
430.31 · Engineering Services	3,084.00	55,000.00	-51,916.00	5.6%
430.32 · Communications	584.30	3,500.00	-2,915.70	16.7%
430.354 · Worker's Compensation	4,636.56	28,000.00	-23,363.44	16.6%
430.356 · Drug/Alcohol Testing	0.00	500.00	-500.00	0.0%
430.36 · Utilities	1,603.47	7,000.00	-5,396.53	22.9%
430.37 · Vehicle Repairs	3,383.07	10,000.00	-6,616.93	33.8%
430.42 · Licenses, Permits and Training	371.00	1,000.00	-629.00	37.1%
430.74 · Capital Outlay - minor equip	0.00	5,000.00	-5,000.00	0.0%
430.741 · Capital Outlay - truck	0.00	0.00	0.00	0.0%
430.742 · Pub.Works - Cap. Outlay Equip	0.00	5,000.00	-5,000.00	0.0%
432.14 · Wages - Snow Removal Overtime	1,765.02	10,000.00	-8,234.98	17.7%
432.22 · Anti-Skid Materials	14,369.36	50,000.00	-35,630.64	28.7%
433.22 · Signs & Posts	250.35	5,000.00	-4,749.65	5.0%
433.45 · Signals Maintenance	0.00	10,000.00	-10,000.00	0.0%
433.451 · Electricity Signals	895.77	4,500.00	-3,604.23	19.9%
434.45 · Street Lighting	13,566.89	90,000.00	-76,433.11	15.1%
435.22 · Material Curbing Supplies	0.00	500.00	-500.00	0.0%
435.245 · Stairs and Sidewalks	0.00	5,000.00	-5,000.00	0.0%
438.22 · Material Roads Supplies	2,123.30	10,000.00	-7,876.70	21.2%
438.38 · Rental Equipment	5.02	1,500.00	-1,494.98	0.3%
Total 430 · Public Works Department	135,269.89	872,900.00	-737,630.11	15.5%
452 · Recreation				
452.01 · Social Security	0.00	6,500.00	-6,500.00	0.0%
452.14 · Wages - Pool Personnel	0.00	72,000.00	-72,000.00	0.0%
452.15 · Wages - Pool Concess.	0.00	11,000.00	-11,000.00	0.0%
452.162 · Unemployment Compensation	29.93	1,000.00	-970.07	3.0%
452.20 · Pool Lic., Pmts,Trng, Clrnc	0.00	1,500.00	-1,500.00	0.0%
452.21 · Maintenance Supplies	0.00	2,500.00	-2,500.00	0.0%
452.22 · Pool Filtration	0.00	12,000.00	-12,000.00	0.0%
452.23 · Operating Supplies	0.00	5,000.00	-5,000.00	0.0%
452.25 · Pool Repairs/Maintenance	764.72	2,500.00	-1,735.28	30.6%
452.26 · Pool Minor Equipment	0.00	3,000.00	-3,000.00	0.0%
452.27 · Computer H/W & Internet	55.95	1,000.00	-944.05	5.6%
452.31 · Rec. Comprehens. Plan Services	0.00	0.00	0.00	0.0%
452.32 · Communications	91.40	500.00	-408.60	18.3%
452.354 · Worker's Compensation	927.34	4,000.00	-3,072.66	23.2%
452.36 · Utilities	467.23	12,000.00	-11,532.77	3.9%
452.37 · Pool Bldgs - Rep/Maint	0.00	7,000.00	-7,000.00	0.0%
452.371 · Concession - Rep/Maint/Eq	0.00	4,000.00	-4,000.00	0.0%

BOROUGH OF CRAFTON GENERAL FUND FINANCIAL REPORT

January 1, 2017 to February 28, 2017

	Jan - Fe...	Budget	\$ Over Bud...	% of ...
453.14 · Wages - Mini Golf	0.00	0.00	0.00	0.0%
453.21 · Supplies - Concession Stand	0.00	15,000.00	-15,000.00	0.0%
453.23 · Sr. Dinner (offset 367.50)	822.97	3,500.00	-2,677.03	23.5%
453.49 · Rec. Activities - Expenses	0.00	1,000.00	-1,000.00	0.0%
Total 452 · Recreation	3,159.54	165,000.00	-161,840.46	1.9%
454 · Parks & Shade Trees				
454.25 · Maintenance Supplies	0.00	1,500.00	-1,500.00	0.0%
454.26 · Minor Equipment	0.00	1,000.00	-1,000.00	0.0%
454.36 · Utilities	833.07	4,000.00	-3,166.93	20.8%
454.37 · Maintenance - Repairs Services	0.00	7,500.00	-7,500.00	0.0%
454.75 · Park Equip.- Cap.Improvements	0.00	5,000.00	-5,000.00	0.0%
454.76 · Refunds - Park Shelters	0.00	100.00	-100.00	0.0%
455.22 · Shade Tree Operating Supplies	0.00	500.00	-500.00	0.0%
455.44 · Shade Tree - Arborist	0.00	3,000.00	-3,000.00	0.0%
455.45 · Tree Maint.- Plantings	0.00	5,000.00	-5,000.00	0.0%
455.46 · Boro Gardens	0.00	1,000.00	-1,000.00	0.0%
Total 454 · Parks & Shade Trees	833.07	28,600.00	-27,766.93	2.9%
456 · Community Services				
456.54 · Library Contributions	11,666.68	70,000.00	-58,333.32	16.7%
458.22 · Comm Ctr Supplies	0.00	250.00	-250.00	0.0%
458.55 · Crafton Performing Arts	0.00	250.00	-250.00	0.0%
458.56 · Borough Tributes	319.79	1,000.00	-680.21	32.0%
458.57 · Misc. Contributions	0.00	200.00	-200.00	0.0%
462.34 · Community Dev/Promotion	0.00	500.00	-500.00	0.0%
462.50 · Military Banner Expenses	250.00			
Total 456 · Community Services	12,236.47	72,200.00	-59,963.53	16.9%
471 · Debt Services - Principal				
471.21 · PNC-Duncan Gen Ob Note	65,138.05	257,500.00	-192,361.95	25.3%
471.35 · PNC Lease Agmt. Hvy Eq.	2,697.51	16,500.00	-13,802.49	16.3%
Total 471 · Debt Services - Principal	67,835.56	274,000.00	-206,164.44	24.8%
472 · Debt Services - Interest				
472.21 · PNC-Duncan Prop-Interest	3,405.29	17,500.00	-14,094.71	19.5%
472.35 · PNC Lease Agmt. Hvy Eq.	661.31	3,800.00	-3,138.69	17.4%
Total 472 · Debt Services - Interest	4,066.60	21,300.00	-17,233.40	19.1%
480 · Insurance				
480.03 · Drug Screening	0.00	1,800.00	-1,800.00	0.0%
486.00 · Compreh. Liability/Property Ins	0.00	80,000.00	-80,000.00	0.0%
486.81 · Property Loss Claims-Borough	0.00	10,000.00	-10,000.00	0.0%
Total 480 · Insurance	0.00	91,800.00	-91,800.00	0.0%
483 · Agency And Trust				
483.001 · Police Pension Contrib.	6,307.79	35,000.00	-28,692.21	18.0%
483.02 · Foreign Fire Relief	0.00	31,000.00	-31,000.00	0.0%
483.10 · Police Pension Fund MMO	0.00	75,000.00	-75,000.00	0.0%
483.30 · Employee Pension Fund MMO	0.00	71,000.00	-71,000.00	0.0%
Total 483 · Agency And Trust	6,307.79	212,000.00	-205,692.21	3.0%
492 · Interfund Operating Transfers				
492.30 · Transf. to Capital Reserve Fund	0.00	0.00	0.00	0.0%
Total 492 · Interfund Operating Transfers	0.00	0.00	0.00	0.0%

**BOROUGH OF CRAFTON
GENERAL FUND FINANCIAL REPORT**

January 1, 2017 to February 28, 2017

	<u>Jan - Fe...</u>	<u>Budget</u>	<u>\$ Over Bud...</u>	<u>% of ...</u>
66900 · Reconciliation Discrepancies	-160.00			
Total Expense	644,435.02	4,289,000.00	-3,644,564.98	15.0%
Net Income	15,361.88	0.00	15,361.88	100.0%

**BOROUGH OF CRAFTON
Capital Project Reserve Fund Financial Report**
January 1, 2017 to February 28, 2017


	<u>Jan - Fe...</u>	<u>Budget</u>	<u>\$ Over Bu...</u>	<u>% of ...</u>
Income				
354.01 GROW Grant Alcosan	0.00	213,000.00	-213,000.00	0.0%
354.02 Small Water/Sewer Grant	0.00	164,000.00	-164,000.00	0.0%
355.12 DCED - Planning Grant	6,189.33	47,000.00	-40,810.67	13.2%
395.01 GF Reserve Trf-PLGIT	0.00	175,000.00	-175,000.00	0.0%
Total Income	6,189.33	599,000.00	-592,810.67	1.0%
Expense				
409.10 Boro Bldg Upgrades	0.00	20,000.00	-20,000.00	0.0%
411.74 CVFD-SCBA Equip Reserve	0.00	78,000.00	-78,000.00	0.0%
414.75 Multi-Munic. Comp Plan	42,966.90	47,000.00	-4,033.10	91.4%
429.611 GROW Grant-Expenditure	0.00	258,000.00	-258,000.00	0.0%
429.612 Small Water/Sewer Grant	0.00	193,000.00	-193,000.00	0.0%
430.74 P/W Equipment	0.00	3,000.00	-3,000.00	0.0%
Total Expense	42,966.90	599,000.00	-556,033.10	7.2%
Net Income	-36,777.57	0.00	-36,777.57	100.0%

BOROUGH OF CRAFTON
Road Fund Financial Report
 January 1, 2017 through February 28, 2017

	Jan - F...	Budget	\$ Over Bu...	% of B...
Income				
301.10 Road Tax - Current	0.00	430,000.00	-430,000.00	0.0%
301.20 Road Tax - Prior	0.00	15,000.00	-15,000.00	0.0%
319.01 Road Tax - P & I	0.00	5,000.00	-5,000.00	0.0%
399.00 Cap Proj. Fund Carryover	0.00	240,000.00	-240,000.00	0.0%
Total Income	0.00	690,000.00	-690,000.00	0.0%
Expense				
430.31 Engineering - Roads	3,114.00	78,000.00	-74,886.00	4.0%
438.45 Road - Contract Services	0.00	10,000.00	-10,000.00	0.0%
438.74 Cap. Outlay - Equipment	0.00	35,000.00	-35,000.00	0.0%
439.45 Road Paving Program	0.00	567,000.00	-567,000.00	0.0%
491.20 Tax Refund - Prior	744.56			
Total Expense	3,858.56	690,000.00	-686,141.44	0.6%
Net Income	-3,858.56	0.00	-3,858.56	100.0%

Sewer Fund
Sewer Fund Financial Report
 January 1, 2017 to February 28, 2017

	Jan - Feb 17	Budget	\$ Over Bud...	% of ...
Income				
319 · Interest/Penalty-Jordan	1,915.61	25,000.00	-23,084.39	7.7%
341 · Interest on Investment-PLGIT	624.63	500.00	124.63	124.9%
364 · Current Sewer User Fees	309,789.16	1,750,000.00	-1,440,210.84	17.7%
364.01 · Delinquent Sewer User F...	760.40	20,000.00	-19,239.60	3.8%
380 · Other - Alcosan Billing Rel...	0.00	6,000.00	-6,000.00	0.0%
382 · Misc Income	0.00	0.00	0.00	0.0%
383.10 · Sewer Tap In Fees	0.00	0.00	0.00	0.0%
399 · Sinking Fund Carryover	0.00	0.00	0.00	0.0%
Total Income	313,089.80	1,801,500.00	-1,488,410.20	17.4%
Expense				
421 · Office Supplies-Postage	0.00	500.00	-500.00	0.0%
425 · Maint/Rep.Materials	831.98	4,000.00	-3,168.02	20.8%
430 · Billing Fee - PAWC/Jordan	6,227.44	65,000.00	-58,772.56	9.6%
431 · Prof. Services - Engineering	35,644.27	150,000.00	-114,355.73	23.8%
432 · Prof. Services - Legal	0.00	1,000.00	-1,000.00	0.0%
436 · Alocsan - Qtrly Usage Chgs	0.00	932,500.00	-932,500.00	0.0%
437 · Equipment Repairs	237.92	12,000.00	-11,762.08	2.0%
438 · Fuel - Sweeper- Trk#108	748.66	3,000.00	-2,251.34	25.0%
439 · Water - St Sweeper	0.00	500.00	-500.00	0.0%
442 · Dues - Permits	7,913.66	7,500.00	413.66	105.5%
445 · Vactor charge	0.00	10,000.00	-10,000.00	0.0%
446 · Munic. Claim Commission	1,303.87	4,000.00	-2,696.13	32.6%
470.1 · Principal - Pennvest I	6,136.58	51,000.00	-44,863.42	12.0%
470.2 · Principal - Pennvest II	8,364.91	37,500.00	-29,135.09	22.3%
471.1 · Interest - Pennvest I	1,955.38	16,000.00	-14,044.62	12.2%
471.2 · Interest - Pennvest II	2,691.27	11,500.00	-8,808.73	23.4%
473 · COA Requirements	6,022.00	460,500.00	-454,478.00	1.3%
492 · Capital Project - Reserve Fu...	0.00	35,000.00	-35,000.00	0.0%
Total Expense	78,077.94	1,801,500.00	-1,723,422.06	4.3%
Net Income	235,011.86	0.00	235,011.86	100.0%



Jordan Tax Service, Inc.

102 Rahway Road • McMurray, PA 15317-3349

(412) 835-5243 • Fax (412) 835-5244

(724) 731-2300 • Fax (724) 731-2398

www.jordantax.com

Tax & Record
Services

Municipal

Business

Individual

March 6, 2017

Borough of Crafton
Ann C. Scott, Borough Manager
Municipal Building
100 Stotz Avenue
Pittsburgh, PA 15205

RE: Delinquent Earned Income & Net Profits Tax
Collection Summary Report
February, 2017

Detailed below are the Delinquent Earned Income Tax Collections remitted to the Borough for the Month of February, 2017:

PERIOD	TAX	PEN & INT	MUNICIPAL SHARE (50.00%)	
			MONTH	YEAR TO DATE
2011 and Prior	\$ 2,636.41	\$ 747.22	\$ 3,383.63	\$ 5,709.86
Add: Commissions	337.49	-	337.49	568.18
Refunds Issued	-	-	-	-
Net Collections	<u>\$ 2,973.90</u>	<u>\$ 747.22</u>	<u>\$ 3,721.12</u>	<u>\$ 6,278.04</u>

Amounts Transferred:

Date	Reference	Amount
02/28/17	Ck #1851	\$ 3,721.12

Total Transfers \$ 3,721.12

We have enclosed our invoice for services.

Very truly yours,
JORDAN TAX SERVICE, INC.

WILLIAM R. LINNERT, JR.

WRLjr/hlk


EIT Collections – February 2017

CURRENT YEAR TO DATE DISTRIBUTIONS

	Resident Tax Amount	Non- Pen/Int Resident Tax Amount	Costs & Credits	Total Collections	Dist Year	Resident Tax Amount	Non- Pen/Int Resident Tax Amount	TCD Commission	Charges & Credits	Total Distribution
2012 Collections	61.49	0.00	0.00	61.49	2017	61.49	0.00	(1.10)	0.00	\$60.39
2013 Collections	164.12	0.00	0.00	164.12	2017	164.12	0.00	(2.95)	0.00	\$161.17
2014 Collections	424.88	0.00	0.00	424.88	2017	424.88	0.00	(7.62)	0.00	\$417.26
2015 Collections	(790.25)	0.00	0.00	(790.25)	2017	(790.25)	0.00	(16.99)	0.00	(\$807.24)
2015 Refunds	(22.50)	0.00	0.00	(22.50)	2017	(22.50)	0.00	0.00	0.00	(\$22.50)
2016 Collections	164,860.95	1,550.23	0.00	166,411.18	2017	164,860.95	1,550.23	(2,987.50)	0.00	\$163,423.68
2016 Refunds	(1,121.50)	0.00	0.00	(1,121.50)	2017	(1,121.50)	0.00	0.00	0.00	(\$1,121.50)
2017 Collections	1,402.05	0.00	0.00	1,402.05	2017	1,402.05	0.00	(25.22)	0.00	\$1,376.83
Current Year To Date	164,979.24	1,550.23	0.00	166,529.47	2017	164,979.24	1,550.23	(3,041.38)	0.00	\$163,488.09

TOTAL DISTRIBUTIONS BY TAX YEAR SINCE INCEPTION

	Resident Tax Amount	Non- Pen/Int Resident Tax Amount	Costs & Credits	Total Collections	Dist Year	Resident Tax Amount	Non- Pen/Int Resident Tax Amount	TCD Commission	Charges & Credits	Total Distribution
2012 Collections	718,424.86	8,206.45	0.00	727,207.31	ALL	718,424.86	8,206.45	(13,108.09)	0.00	\$714,099.22
2012 Refunds	(20,603.00)	0.00	0.00	(20,603.00)	ALL	(20,603.00)	0.00	0.00	0.00	(\$20,603.00)
2013 Collections	754,406.18	8,394.01	0.00	762,975.69	ALL	754,406.18	8,394.01	(13,732.88)	0.00	\$749,242.81
2013 Refunds	(27,130.50)	0.00	0.00	(27,130.50)	ALL	(27,130.50)	0.00	0.00	0.00	(\$27,130.50)
2014 Collections	779,276.98	5,197.54	0.00	784,641.46	ALL	779,276.98	5,197.54	(14,105.70)	0.00	\$770,535.76
2014 Refunds	(27,676.00)	0.00	0.00	(27,676.00)	ALL	(27,676.00)	0.00	0.00	0.00	(\$27,676.00)
2015 Collections	810,152.96	5,253.31	0.00	815,468.77	ALL	810,152.96	5,253.31	(14,622.48)	0.00	\$800,846.29
2015 Refunds	(29,320.50)	(61.00)	0.00	(29,381.50)	ALL	(29,320.50)	(61.00)	0.00	0.00	(\$29,381.50)
2016 Collections	747,802.85	5,770.06	0.00	753,572.91	ALL	747,802.85	5,770.06	(13,449.15)	0.00	\$740,123.76
2016 Refunds	(1,121.50)	0.00	0.00	(1,121.50)	ALL	(1,121.50)	0.00	0.00	0.00	(\$1,121.50)
2017 Collections	1,402.05	0.00	0.00	1,402.05	ALL	1,402.05	0.00	(25.22)	0.00	\$1,376.83
Tax Year Totals	3,705,614.38	32,760.37	980.94	3,739,355.69	ALL	3,705,614.38	32,760.37	(69,043.52)	0.00	\$3,670,312.17



Jordan Tax Service, Inc.

102 Rahway Road • McMurray, PA 15317-3349

(412) 835-5243 • Fax (412) 835-5244

(724) 731-2300 • Fax (724) 731-2398

www.jordantax.com

Tax & Record
Services

Municipal

Business

Individual

March 6, 2017

Borough of Crafton
Ann C. Scott, Borough Manager
Municipal Building
100 Stotz Avenue
Pittsburgh, PA 15205

RE: Local Services Tax Collections
Collection Summary Report
February, 2017

Detailed below are the Local Services Tax Collections remitted to the Borough for the Collection Period of February 1, 2017 through February 28, 2017:

<u>PERIOD</u>	<u>TAX</u>	<u>PEN & INT</u>	<u>TOTAL COLLECTIONS</u>	<u>YEAR TO DATE</u>
2015 and Prior	\$ -	\$ -	\$ -	\$ -
2016	10,778.79	-	10,778.79	10,910.77
2017	-	-	-	-
Total Collections	<u>10,778.79</u>	<u>-</u>	<u>10,778.79</u>	<u>10,910.77</u>
Refunds Issued	-	-	-	-
	<u>\$ 10,778.79</u>	<u>\$ -</u>	<u>\$ 10,778.79</u>	<u>\$ 10,910.77</u> ✓
Net Collections				

Amounts Remitted:


<u>Date</u>	<u>Batch #</u>	<u>Amount</u>
02/01/17	37	\$ 3,432.59
02/13/17	38	2,456.37
02/13/17	39	4,621.88
02/13/17	NSF-Pgh Wings	(62.00)
02/21/17	41	50.99
02/21/17	42	266.00
02/22/17	43	12.96

Total Deposited \$ 10,778.79

We have enclosed our invoice for services.

Very truly yours,
JORDAN TAX SERVICE, INC.

WILLIAM R. LINNERT, JR.



Jordan Tax Service, Inc.

102 Rahway Road • McMurray, PA 15317-3349

(412) 835-5243 • Fax (412) 835-5244

(724) 731-2300 • Fax (724) 731-2398

www.jordantax.com

Tax & Record
Services

Municipal

Business

Individual

March 6, 2017

Borough of Crafton
Ann C. Scott, Borough Manager
Municipal Building
100 Stotz Avenue
Pittsburgh, PA 15205

RE: Business Privilege Tax
Collection Summary Report
February, 2019

Detailed below are the Business Privilege Tax Collections remitted to the Borough for the Collection Period of February 1, 2017 through February 28, 2017:

<u>PERIOD</u>	<u>TAX</u>	<u>LICENSE</u>	<u>PEN & INT</u>	<u>TOTAL COLLECTIONS</u>	<u>YEAR TO DATE</u>
2015 and Prior	\$ -	\$ -	\$ -	\$ -	\$ -
2016	-	-	-	-	268.18
2017	51.45	10.00	-	61.45	61.45
Total Collections	51.45	10.00	-	61.45	329.63
Refunds Issued	-	-	-	-	-
	<u>\$ 51.45</u>	<u>\$ 10.00</u>	<u>\$ -</u>	<u>\$ 61.45</u>	<u>\$ 329.63</u> ✓
Net Collections				<u>\$ 61.45</u>	<u>\$ 329.63</u> ✓


Amounts Deposited:

<u>Date</u>	<u>Batch #</u>	<u>Amount</u>
02/21/17	01	\$ 61.45
Total Deposited		<u>\$ 61.45</u>

We have enclosed our invoice for services.

Very truly yours,
JORDAN TAX SERVICE, INC.

WILLIAM R. LINNERT, JR.



Jordan Tax Service, Inc.

102 Rahway Road • McMurray, PA 15317-3349

(412) 835-5243 • Fax (412) 835-5244

(724) 731-2300 • Fax (724) 731-2398

www.jordantax.com

Tax & Record
Services
Municipal
Business
Individual

March 6, 2017

Borough of Crafton
Ann C. Scott, Borough Manager
Municipal Building
100 Stotz Avenue
Pittsburgh, PA 15205

RE: Mercantile Tax
Collection Summary Report
February, 2017

Detailed below are the Mercantile Tax Collections remitted to the Borough for the Collection Period of February 1, 2017 through February 28, 2017:

<u>PERIOD</u>	<u>TAX</u>	<u>PEN & INT</u>	<u>TOTAL COLLECTIONS</u>	<u>YEAR TO DATE</u>
2015 and Prior	\$ -	\$ -	\$ -	\$ -
2016	27,665.01	-	27,665.01	31,146.29
2017	-	-	-	-
	<u>\$ 27,665.01</u>	<u>\$ -</u>	<u>\$ 27,665.01</u>	<u>\$ 31,146.29</u> ✓
Total Collections			\$ 27,665.01	\$ 31,146.29 ✓


Amounts Deposited:

<u>Date</u>	<u>Batch #</u>	<u>Amount</u>
02/15/17	24	\$ 25,660.31
02/21/17	25	2,004.70
Total Deposited		<u>\$ 27,665.01</u>

We have enclosed our invoice for services.

Very truly yours,
JORDAN TAX SERVICE, INC.

WILLIAM R. LINNERT, JR.



Jordan Tax Service, Inc.

102 Rahway Road • McMurray, PA 15317-3349

(412) 835-5243 • Fax (412) 835-5244

(724) 731-2300 • Fax (724) 731-2398

www.jordantax.com

Tax & Record
Services

Municipal
Business
Individual

March 6, 2017

Borough of Crafton
Ann C. Scott, Borough Manager
Municipal Building
100 Stotz Avenue
Pittsburgh, PA 15205

RE: Trash Removal
Collection Summary Report
February, 2017

Detailed below are the 2017 Trash Removal Collections remitted to the Borough for the Month of February, 2017:

	<u>BILLING FEE</u>	<u>GARBAGE</u>	<u>TOTAL</u> <u>CURRENT PERIOD</u>	<u>YEAR TO DATE</u>
FACE TAX	\$ 4,695.00	\$ 261,632.40	\$ 266,327.40	\$ 266,327.40
Less: Discount	-	(12,895.10)	(12,895.10)	(12,895.10)
Plus: Penalty	-	-	-	-
Total Collections	\$ 4,695.00	\$ 248,737.30	\$ 253,432.30	\$ 253,432.30

Amounts Deposited:

<u>Date</u>	<u>Batch #</u>	<u>Amount</u>
02/07/17	01	\$ 29,797.12 ✓
02/09/17	02	29,427.60 ✓
02/14/17	03	38,958.37 ✓
02/16/17	04	35,985.20 ✓
02/17/17	05	21,310.60 ✓
02/24/17	06	62,199.60
02/27/17	07	33,926.70
Total		251,605.19
Add: Trf from 2016	2000	1,827.11
Total Deposits		\$ 253,432.30

	<u>BILLING</u>	<u>GARBAGE</u>	<u>YEAR-TO-DATE</u>
FACE BALANCE 2/1/2017	\$ 9,875.00	\$ 552,896.00	\$ 562,771.00
Add: Additions	-	-	-
Less: Deletions	-	-	-
ADJUSTED FACE BALANCE	9,875.00	552,896.00	562,771.00
Less: Total Collections	(4,695.00)	(261,632.40)	(266,327.40)
Less: Turned Over to Delinquent	-	-	-
FACE BALANCE 02/28/2017	\$ 5,180.00	\$ 291,263.60	\$ 296,443.60

Very truly yours,
JORDAN TAX SERVICE, INC.

William R. Linnert, Jr.
WILLIAM R. LINNERT, JR.

JORDAN TAX SERVICE, INC.
102 RAHWAY ROAD
MCMURRAY, PA 15317-3349
(724) 731-2300

March 16, 2017

Borough of Crafton
 Ann C. Scott, Borough Manager
 Municipal Building
 100 Stotz Avenue
 Pittsburgh, PA 15205

Delinquent Property Tax, Trash, and Sewage Collections
February 2017

Gentlemen

We are forwarding herewith counterfoils for delinquent taxes and municipal claims collected and satisfied since date of our last report. We are also forwarding deposit slips as summarized below and the Prothonotary's receipts for satisfaction costs advanced by our office.

DELINQUENT TAXES:

Receipts: #12874-12899

	Face Tax	Penalty	Interest	Costs	TOTAL
Prior	4,194.54	323.84	1,365.94	200.00	6,084.32
2016	5,173.78	469.95	-	60.50	5,704.23
Record/Sheriff Sale Costs					893.42
Commission Collected					567.07

MUNICIPAL CLAIMS: "Trash"

Receipts: #1412-1431, 1433-1434, 1436-1449, 1451 (#1435, 1450 "NO CONSIDERATION PASSING") (#1432 VOID)

	Face Tax	Penalty	Interest	Costs	Comm	TOTAL
	4,845.12	438.61	-	147.50	-	5,431.23
Commission Collected						293.53

MUNICIPAL CLAIMS: "Trash"

Receipts: #3700-3704, 3706, 3710-3713, 3715-3717

	Face Tax	Penalty	Interest	Costs	Comm	TOTAL
*	3,114.75	137.95	71.49	1,192.00	-	4,516.19
Commission Collected						237.93

MUNICIPAL CLAIMS: "Sewage"

Receipts: #3699, 3705, 3707-3709, 3714

	Face Tax	Penalty	Interest	Costs	Comm	TOTAL
	3,234.89	130.34	54.13	584.00	-	4,003.36
Record/Sheriff Sale Costs						30.00
Commission Collected						202.03

MUNICIPAL CLAIMS: "Sewage"

Receipts: #280-282

	Face Tax	Penalty	Interest	Costs	Comm	TOTAL
*	94.75	-	12.09	-	-	106.84
Commission Collected						10.69

Total Collections, Taxes and Claims:

Taxes	\$ 13,249.04	Ck. #1336	\$ 28,080.84
Trash	\$ 10,478.88	Ck. #1337	
Sewage	\$ 4,352.92	Ck. #1338	

Deposits Per Enclosed Receipts:

DATE	AMOUNT	DATE	AMOUNT	DATE	AMOUNT
02/02/17	1,011.63	02/13/17	863.73	02/21/17	2,527.42
02/03/17	55.00	02/13/17	1,700.85	02/21/17	2,776.50
02/03/17	56.47	02/14/17	1,556.79	02/23/17	250.11
02/07/17	739.31	02/14/17	2,402.37	02/24/17	0.46
02/07/17	1,128.50	02/15/17	357.00	02/24/17	1,050.93
02/09/17	60.00	02/15/17	3,988.34	02/24/17	6,146.40
02/09/17	84.54	02/17/17	160.79	02/27/17	18.58
02/13/17	117.53	02/21/17	1,027.59		

Total Deposits

28,080.84

*Partial Payments Not Yet Applied - \$696.29

JORDAN TAX SERVICE, INC.


 William R. Linnert, Jr.

**BOROUGH OF CRAFTON
POLICE DEPARTMENT**

MARK A. SUMPTER
CHIEF OF POLICE

100 STOTZ AVENUE
CRAFTON, PENNSYLVANIA 15205

JAMES G. BLOOM
MAYOR



March 23, 2017

Crafton Police responded to 241 complaints during the month of February 2017.

The following 4 pages attached show a print out of the calls answered by Crafton Police.

Paid parking tags paid at the window - \$60.00

Copies of Police Reports - \$150.00

Two solicitor permits were issued for the month of February - \$80.00

No truck permits were issued for the month of February

Fines collected by the Magistrate and paid to the borough for February - \$2,539.98

There were 51 citations issued, 48 citation warnings, 4 parking tags, 1 AccuTrak – 104 total

Seven EMS narcotic related calls. Naloxone (Narcan) was used thirteen times by EMS and three times by police . On two calls no Narcan was used.


Mileage on Police Cars:

Unit #11-1 - 2,347 miles ending at 12,414

Unit #11-2 - 112 miles ending at 75,191

Unit #11-3 - 2,171 miles ending at 13,721

Respectfully submitted,


Barbara H. Berkhouse
Police Secretary



NorthWest EMS

366 Helen Street | McKees Rocks, PA 15136
412.331.2600 OFFICE | 412.331.3133 FAX

1 March 2017

I will not be able to provide you with the usual comprehensive EMS report by the 15th of this month. As such, attached you will find the spreadsheet normally sent to you for reference until such time as the comprehensive report is completed.

Please keep in mind that this is raw data.

I apologize for any inconvenience.

George Dudash III
Executive Director

CODE ENFORCEMENT
 VIOLATIONS 2017-PUBLIC

Date Received	Property Address	Violation/Complaint	Action Taken	Date	Completed
		February 2017			
2/1/2017	S. Linwood Avenue	Rental Inspec.	Notice	2/1/2017	app received
2/6/2017	Mueller Avenue	Temp. Occ. Expired	Notice	2/9/2017	No response
2/6/2017	Dinsmore Avenue	Temp. Occ. Expired	Notice	2/9/2017	No response
2/6/2017	Union Avenue	Temp. Occ. Expired	Notice	2/9/2017	No response
2/6/2017	Coulter Street	Temp. Occ. Expired	Notice	2/9/2017	No response
2/6/2017	N. Grandview Avenue	Temp. Occ. Expired	Notice	2/9/2017	Called
2/6/2017	Lawson Avenue	Temp. Occ. Expired	Notice	2/9/2017	app received
2/15/2017	Station Street	Mechanical Permit	Notice	2/15/2017	2nd notice sent
2/15/2017	E. Crafton Avenue	Mechanical Permit	Notice	2/15/2017	2nd notice sent
2/15/2017	Foster Avenue	Mechanical Permit	Notice	2/15/2017	2nd notice sent
2/16/2017	Foster Avenue	Excessive Garbage	Violation	2/17/2017	Cleaned up
2/16/2017	Dinsmore Avenue	Rental Inspec.	Notice	2/17/2017	No response
Date Received	Property Address	Violation/Complaint	Action Taken	Date	Completed
*Temporary Occupancy Notices were given to Building Inspector					

Building Inspection Report

March 27, 2017

February Reports Received

(Attached)

Building Inspection Underwriters

Allegheny County R/E Transfer

Certificates & Permits Issued

(FEBRUARY 2017)

Rental Inspection Certificates Issued	28
Zoning Use/Occupancy Certificates Issued	14
Building/Zoning Permits Issued	1

PUBLIC WORKS / PARKS OPERATIONS REPORT

Council Meeting

March 27, 2017

Crew report 02-26-17 thru 03-27-17.

- **Winter Storm Response-** Responded to four snow and ice events requiring 66 tons of salt and 119 staff hours.
- **One Call** responses at various locations
- **Litter Can maintenance-**weekly.
- **Traffic monitoring device removal/installation** -(1) Crafton Blvd., between McCormick and Duncan, (2) Crafton Blvd @ Harris Steps
- **Facility Maintenance- Paint CBB**
- **Compost Site-** Windrow Maintenance, Shredding of collected leaf and yard debris.
- **Sign Repairs/ Replacement-**Various locations
- **Street Repairs-** Cold Patch various locations. Bradford, Union, Franklin Alley Prince Alley, N. Emily, Chartiers, Hawthorne Ewing, Taylor; Base work repairs Rebecca (all),(portions of) Ewing.
- **Rain /Wind Storm-** Remove debris resulting from heavy rain and high wind storms including clearing and removal of tree limbs branches. Clear clean gutter and catch basin openings.
- **Parks Equipment Maintenance-** Preventive maintenance and repair of Parks cutting and maintenance equipment.
- **Replace raised Manhole** -Clearview (brick section at bend)
- Look at/ inspect conditions and operability of various used pavers for possible purchase.

Admin.

Met with contractor for PAW for street restoration Emerson Ave.

Attended Connect meeting regarding utility and ONE CALL coordination and updates.

Meet with Engineer in field to investigate review proposed 2017 Road Program

Regular meetings with manager to discuss issues regarding DPW.

Field inspections regarding street openings; ordinance violations,

Managing day to operations/administration for Public Works and Parks maintenance and repairs.

Respond to constituents request for information and service.

Order supplies and material.

Programmed /downloaded data from Traffic Logix Speed monitoring device. Used data to generate Traffic reports.

Routine Field investigations, routine paperwork.

CSO inspections.

Crafton Volunteer Fire Department
8 Stotz Avenue – Pittsburgh, Pennsylvania 15205
412-875-0022 – Station 412-875-0021 Station Fax

TO: Ann Scott – Crafton Borough Manager
FROM: Mike Crown, Fire Chief
DATE: March 27, 2017
RE: **February 2017 Monthly Report**

The Crafton Volunteer Fire Department responded to 30 requests for assistance for the month of February 2017. They are as follows:

MAJOR INCIDENT TYPE	# INCIDENTS	% of TOTAL
Fires	5	3.33%
Rescue & Emergency Medical Service	13	70.00%
Service Call	2	6.67%
Good Intent Call	1	10.00%
False Alarm & False Call	1	10.00%
TOTAL	22	100.00%

It was a relatively slow month for the CVFD in terms of Call Volume, though our members did training for Annual Hazardous Materials Operations, Standard Operating Procedures, Toured both the Crafton Plaza and the Crafton Towers and began a Rapid Intervention Team (Firefighter Down) training.

Total man hours spend on Fire Related activities and Training was 382.31 hours for the month.



March 2017

Dear Council Members,

The Crafton Public Library continues to be grateful for the support of Council and the community of Crafton.

Highlight for February was Family Night at Crafton Elementary School. Our children's librarian, Richard Brzustowicz and Pitt Intern Alyssa Zolkiewicz attended with activities for the children. It was a success as more than 120 children and adults interacted with the projects provided. There was Valentine card making and a workshop on Relationship Building for teens. This month's local artist Erin Kuchno is displaying crocheted "amigurumi" or stuffed animals. They are cute! AARP has been providing tax preparation. There is a waiting list, so this service is definitely needed. Coming up is a demonstration of Sausage Making by our own Luke Och.

The library staff is happy to answer any questions and would welcome the opportunity to help you with your informational or recreational needs.

Regards,

Kathy Robinson
Executive Director

2017 CPL STATISTICS	Jan	Feb	Mar	Apr	May	Jun	Jul	Aug	Sep	Oct	Nov	Dec	Total
Patrons													
Registrations for the library (#42)	29	23											52
Collection													
Items Withdrawn	567	13											580
Total Items Added	147	132											279
Circulation Numbers													
Print Circulation + Renewals (#52j)	3,579	3,331											6,910
E-Resources (#52a)	657	544											1,201
Total Circulation (#52b)	4,236	3,875	0	0	0	0	0	0	0	0	0	0	8,111
Items Lent (#87)	1,022	1,062											2,084
Items Borrowed (#88)	1,686	1,619											3,305
Technology Usage													
Computer Logins	474	531											1,005
Minutes Used	30,521	33,502											64,023
Laptop Logins (included above)	1	2											3
Laptop minutes (included above)	178	41											3
WiFi Logins	284	298											582
WiFi Minutes	43,394	37,424											80,818
Number of Days Open	25	24											49
Hours a Month (#46)	196	188											384
Programming													
Juvenile & Family Programs (#89)	11	21											32
Juvenile & Family Attendance (#92)	44	164											208
Teen Programs (#90)	4	1											5
Teen Program Attendance (#93)	27	33											60
Adult Programs (#91)	12	11											23
Adult Program Attendance (#94)	148	193											341
Total Programs	27	33	0	0	0	0	0	0	0	0	0	0	60
Total Attendance	219	390	0	0	0	0	0	0	0	0	0	0	609

#s correspond to State Report

All Adults & Teens are reported in Adult & Teen Program Attendance regardless of category of program attended

April Events

2017

Crafton Public Library
 140 Bradford Avenue
 Crafton, PA 15205
 412-922-6877



Sunday	Monday	Tuesday	Wednesday	Thursday	Friday	Saturday
						1
2	3 Tiny Tales 11 am Yoga 7 pm	4 Book Club 6 pm Pokemon Club 6 pm All ages welcome. American Girl Club 6:30 pm	5 Boy Scout #147 6:30 pm	6 Lego Club 5 pm Let your ART out! - with "How to Draw" books 6:30 pm	7 Tiny Tales 11 am Games! 3:30-4:30 pm	8
9	10 Tiny Tales 11 am Yoga 7 pm	11 Pokemon Club 6 pm All ages welcome. Blanket Brigade 6 pm	12 Boy Scout #147 6:30 pm Graphic Novel Book Club 6:30 pm	13 Lego Club 5 pm Time to Yarn 5:30-7:30 pm Origami! 6:30 pm	14 Tiny Tales 11 am Games! 3:30-4:30 pm	15
16	17 Tiny Tales 11 am Yoga 7 pm	18 Pokemon Club 6 pm All ages welcome. American Girl Club 6:30 pm	19 Boy Scout #147 6:30 pm	20 Lego Club 5 pm Free Draw! 6:30 pm	21 Tiny Tales 11 am Games! 3:30-4:30 pm	22
23	24 Tiny Tales 11 am Yoga 7 pm	25 Pokemon Club 6 pm All ages welcome.	26 Boy Scout #147 6:30 pm	27 Lego Club 5 pm Art Attack! 6:30 pm Time to Yarn 5:30-7:30 pm	28 Tiny Tales 11 am Games! 3:30-4:30 pm	29
30						