

REPORTS

APRIL 2016

1. TREASURER'S REPORT
2. FINANCIAL REPORTS
3. JORDAN TAX REPORTS
 - a. ACT 511 REPORTS
 - b. TRASH COLLECTION REPORTS
 - c. REAL ESTATE TAX COLLECTION REPORTS
4. CRAFTON POLICE DEPARTMENT REPORT
5. NORTHWEST EMS REPORT
6. CRAFTON VOLUNTEER FIRE DEPARTMENT
7. BUILDING INSPECTION REPORT
8. ORDINANCE ENFORCEMENT REPORT
9. PUBLIC WORKS DEPARTMENT REPORT

BOROUGH OF CRAFTON
TREASURER'S REPORT
April 30, 2016

DEMAND DEPOSITS

Balance to General Fund	626,296.84	
Total Receipts	1,121,974.60	
Subtotal	1,748,271.44	
Total Disbursements	(456,745.88)	
General Fund		1,291,525.56
Payroll Account		5,512.86
Alcosan		14,956.55
Capital Projects Reserve Fund		75,472.31
Fire Equipment Fund		1,231.72
Road Tax Fund		329,077.54
Insurance Escrow		1.00
Med Saver		1,355.58
Crafton Celebrates		13,927.61
Planning Commission		200.00
Total Demand Deposits		1,733,260.73

INVESTMENTS

Pennsylvania Local Government Trust General Fund		556,429.90
Pennsylvania Local Government Trust Sewer Account		825,764.62
Pennsylvania Local Government Trust Highway Aid		161,796.89
PNC DB Trust Police Pension		3,906,667.13
PNC DB Trust Employee Pension		1,222,070.72
Total Investments		6,672,729.26

TOTAL DEMAND DEPOSITS AND INVESTMENT ACCOUNTS

8,405,989.99



Annette M. Lherbier, Treasurer

BOROUGH OF CRAFTON
Year-to-Date Financial Statement

January through April 2016

	<u>Jan - Apr 16</u>	<u>Budget</u>	<u>\$ Over Bud...</u>	<u>% of ...</u>
Income				
301 · Real Estate Taxes				
301.10 · Real Estate - Current	949,819.18	1,385,000.00	-435,180.82	68.6%
301.20 · R.E. Tax - Prior Year	8,044.66	7,000.00	1,044.66	114.9%
301.30 · Road Tax Interfund Trf	239,938.17			
301.31 · Road Tax Refunds	0.00			
301.35 · Road - Pen / Interest-Transfer	608.39			
301.50 · R.E. Tax - Delinq.-Leined	31,825.65	50,000.00	-18,174.35	63.7%
Total 301 · Real Estate Taxes	1,230,236.05	1,442,000.00	-211,763.95	85.3%
310 · Act 511 Taxes				
310.10 · Real Estate Transfer	34,447.93	55,000.00	-20,552.07	62.6%
310.21 · EIT - Current	32,325.03	500,000.00	-467,674.97	6.5%
310.22 · EIT - Prior	218,316.86	275,000.00	-56,683.14	79.4%
310.31 · Mercantile - Current	31,196.23	105,000.00	-73,803.77	29.7%
310.36 · Business Priviledge - Current	6,722.17	55,000.00	-48,277.83	12.2%
310.51 · LST-OccTax - Current	15,811.80	45,000.00	-29,188.20	35.1%
Total 310 · Act 511 Taxes	338,820.02	1,035,000.00	-696,179.98	32.7%
319 · Penalty/Interest				
319.01 · P/I Real Estate Taxes	617.04	18,000.00	-17,382.96	3.4%
319.02 · P/I Delq. R/E Taxes	11,012.15			
319.12 · P/I EIT	3,611.31	10,000.00	-6,388.69	36.1%
319.13 · P/I Mercantile	61.20	250.00	-188.80	24.5%
319.15 · P/I OPT	19.82			
319.18 · P/I Business Priviledge	16.91	750.00	-733.09	2.3%
319.20 · Magistrate-EIT/Other	1,679.68	1,250.00	429.68	134.4%
319.30 · P/I - Garbage Collection	9,717.55	15,000.00	-5,282.45	64.8%
Total 319 · Penalty/Interest	26,735.66	45,250.00	-18,514.34	59.1%
321 · Licenses & Permits				
321.61 · Soliciting Permits	60.00	250.00	-190.00	24.0%
321.75 · Mechanical Devices	2,850.00	5,000.00	-2,150.00	57.0%
321.80 · Cable Franchise Fees	28,352.14	95,000.00	-66,647.86	29.8%
321.90 · Business Licenses	730.00	2,500.00	-1,770.00	29.2%
322.80 · Street Openings	8,008.00	10,000.00	-1,992.00	80.1%
322.81 · Pole Permits	60.00			
322.83 · Truck Parking Permits	40.00	100.00	-60.00	40.0%
Total 321 · Licenses & Permits	40,100.14	112,850.00	-72,749.86	35.5%
331 · Fines & Forfeits				
331.13 · Fines-Magistrate/County	14,540.90	40,000.00	-25,459.10	36.4%
331.14 · M/Veh Violations/State Police	320.00	5,000.00	-4,680.00	6.4%
Total 331 · Fines & Forfeits	14,860.90	45,000.00	-30,139.10	33.0%
341 · Interest Earnings				
341.01 · Income on Investments	613.29	500.00	113.29	122.7%
342.00 · Rental Income	6,330.09	25,000.00	-18,669.91	25.3%
Total 341 · Interest Earnings	6,943.38	25,500.00	-18,556.62	27.2%
354 · Grant Proceeds				
354.15 · Act 101 Recycling Grant	0.00	4,000.00	-4,000.00	0.0%
354.20 · Miscellaneous Grants	0.00	4,500.00	-4,500.00	0.0%
354.25 · DCNR-Parks, Rec Study	0.00	1,000.00	-1,000.00	0.0%
Total 354 · Grant Proceeds	0.00	9,500.00	-9,500.00	0.0%
355 · State Entitlements				

BOROUGH OF CRAFTON
Year-to-Date Financial Statement

January through April 2016

	<u>Jan - Apr 16</u>	<u>Budget</u>	<u>\$ Over Bud...</u>	<u>% of ...</u>
355.01 · PURTA	0.00	3,650.00	-3,650.00	0.0%
355.04 · Liquor Licenses	0.00	1,000.00	-1,000.00	0.0%
355.05 · Pension State Aid	0.00	106,000.00	-106,000.00	0.0%
355.07 · Foreign Fire Fund	0.00	32,000.00	-32,000.00	0.0%
355.09 · Act 13 Impact Fee	0.00	500.00	-500.00	0.0%
357.01 · 1% Sales Tax	70,588.54	200,000.00	-129,411.46	35.3%
Total 355 · State Entitlements	70,588.54	343,150.00	-272,561.46	20.6%
358 · Intergov. Contract Services				
358.10 · Police Services-Thornburg	30,889.52	93,169.00	-62,279.48	33.2%
358.11 · Fire Protection Services	2,437.52	8,500.00	-6,062.48	28.7%
358.12 · Reimb. VehExp-Code Official	0.00	1,500.00	-1,500.00	0.0%
Total 358 · Intergov. Contract Services	33,327.04	103,169.00	-69,841.96	32.3%
360 · Charges For Service				
361.00 · Jordan-Trash Billing Fee	8,010.00	7,000.00	1,010.00	114.4%
361.31 · Subdivision Fees	600.00			
361.33 · Conditional Use Hearing Fees	0.00	500.00	-500.00	0.0%
361.34 · Zoning Hearing Board Fees	1,000.00	1,000.00	0.00	100.0%
362.11 · Sale of Accident Reports	525.00	1,500.00	-975.00	35.0%
362.141 · Crossing Guard Reimb.	12,548.62	40,500.00	-27,951.38	31.0%
362.41 · Bldg./Elec. Permit Fees	2,156.00	15,000.00	-12,844.00	14.4%
362.48 · Rental Inspection Fee	1,155.00	5,000.00	-3,845.00	23.1%
362.50 · Zoning Use Permits	1,815.00	2,500.00	-685.00	72.6%
362.51 · Occupancy Permits	4,335.00	4,000.00	335.00	108.4%
363.51 · PennDot Snow Removal	0.00	6,000.00	-6,000.00	0.0%
Total 360 · Charges For Service	32,144.62	83,000.00	-50,855.38	38.7%
364 · Sanitation - Garbage Collection				
364.30 · Current Garbage Collection Fee	407,382.62	465,000.00	-57,617.38	87.6%
364.35 · Prior Garbage Collection Fee	19,682.83	50,000.00	-30,317.17	39.4%
Total 364 · Sanitation - Garbage Collection	427,065.45	515,000.00	-87,934.55	82.9%
367 · Recreation Fees				
367.20 · Pool Passes	80.00	25,000.00	-24,920.00	0.3%
367.21 · Pool General Admission	0.00	33,000.00	-33,000.00	0.0%
367.22 · Swimming Lessons	0.00	3,000.00	-3,000.00	0.0%
367.23 · Pool Rentals	0.00	3,000.00	-3,000.00	0.0%
367.24 · AquaRobics	0.00	500.00	-500.00	0.0%
367.25 · Chair Rentals-Locks	0.00	1,000.00	-1,000.00	0.0%
367.30 · Sale of Wood Chips/Compost	70.00			
367.40 · Pool Concessions	0.00	19,000.00	-19,000.00	0.0%
367.41 · Community Center Rentals	1,075.00	2,000.00	-925.00	53.8%
367.42 · Park Shelter Rentals	865.00	3,000.00	-2,135.00	28.8%
367.50 · Senior Dinner-Fees	588.00	2,000.00	-1,412.00	29.4%
367.52 · Fundraising-Recreation	364.00	1,500.00	-1,136.00	24.3%
Total 367 · Recreation Fees	3,042.00	93,000.00	-89,958.00	3.3%
380 · Misc. Revenues				
380.01 · Refunds on Current Expenditures	0.00	1,000.00	-1,000.00	0.0%
380.02 · Other	10.00	1,000.00	-990.00	1.0%
380.03 · Insurance Dividends	33,930.13	25,000.00	8,930.13	135.7%
380.04 · Reimb. Exp-Comp.Plan Ingram	0.00	17,300.00	-17,300.00	0.0%
380.05 · Drug Task Force OT	254.42	500.00	-245.58	50.9%
380.12 · Reimbursed-P/D Overtime Details	1,833.88	0.00	1,833.88	100.0%
Total 380 · Misc. Revenues	36,028.43	44,800.00	-8,771.57	80.4%

BOROUGH OF CRAFTON
Year-to-Date Financial Statement

January through April 2016

	Jan - Apr 16	Budget	\$ Over Bud...	% of ...
388 · Fiduciary Funds				
388.01 · Police Pension Contribution	13,359.06	37,000.00	-23,640.94	36.1%
Total 388 · Fiduciary Funds	13,359.06	37,000.00	-23,640.94	36.1%
390 · Other Financing Sources				
391.10 · Sale of Fixed Assets	156.00	0.00	156.00	100.0%
391.20 · Compensation of Fixed Assets	3,701.95	5,000.00	-1,298.05	74.0%
Total 390 · Other Financing Sources	3,857.95	5,000.00	-1,142.05	77.2%
392 · Interfund Transfers				
392.85 · Trf From Highway Aid	161,346.65	157,000.00	4,346.65	102.8%
Total 392 · Interfund Transfers	161,346.65	157,000.00	4,346.65	102.8%
395 · Refunds of Prior Years				
395.04 · Other	0.00	1,500.00	-1,500.00	0.0%
399.00 · Sinking Fund Carryover	0.00	499,381.00	-499,381.00	0.0%
Total 395 · Refunds of Prior Years	0.00	500,881.00	-500,881.00	0.0%
Total Income	2,438,455.89	4,597,100.00	-2,158,644.11	53.0%
Gross Profit	2,438,455.89	4,597,100.00	-2,158,644.11	53.0%
Expense				
400 · Borough Administration				
400.11 · Salary of Council	2,800.00	8,400.00	-5,600.00	33.3%
400.14 · Clerical - Part-time	4,226.00	21,000.00	-16,774.00	20.1%
400.154 · Health & Accident & STD	273.45	1,100.00	-826.55	24.9%
400.156 · Hospitalization	13,403.40	45,000.00	-31,596.60	29.8%
400.161 · Social Security	4,048.65	15,000.00	-10,951.35	27.0%
400.162 · Unemployment Compensation	912.72	2,500.00	-1,587.28	36.5%
400.163 · FSA	607.78	1,500.00	-892.22	40.5%
400.164 · HRA	549.08	3,000.00	-2,450.92	18.3%
400.17 · Retirement Incentive-Admin	4,000.00	6,000.00	-2,000.00	66.7%
400.21 · Office Supplies/Postage	1,215.93	4,000.00	-2,784.07	30.4%
400.22 · Newsletter-Printing/Postage	0.00	1,000.00	-1,000.00	0.0%
400.26 · Minor Equipment	276.00	1,000.00	-724.00	27.6%
400.30 · Computer HW/SW Maint	531.00	1,000.00	-469.00	53.1%
400.32 · Communications	932.74	5,000.00	-4,067.26	18.7%
400.33 · Travel Expense	0.00	1,000.00	-1,000.00	0.0%
400.34 · Advertising	767.45	2,500.00	-1,732.55	30.7%
400.35 · Bonds	951.00	500.00	451.00	190.2%
400.354 · Worker's Compensation	318.24	1,000.00	-681.76	31.8%
400.356 · Drug & Alcohol Testing	0.00	1,500.00	-1,500.00	0.0%
400.37 · Maint. & Repairs Equipment	1,053.74	2,000.00	-946.26	52.7%
400.38 · Postage Meter Rental	144.00	1,000.00	-856.00	14.4%
400.39 · Equipmt. Lease - Copier	2,576.00	8,000.00	-5,424.00	32.2%
400.42 · Council-Conventions, Training	418.12	8,000.00	-7,581.88	5.2%
400.43 · Subscriptions-Dues	613.00	2,000.00	-1,387.00	30.7%
400.45 · Payroll Contract	2,108.77	6,500.00	-4,391.23	32.4%
400.74 · Major Equipment	0.00	5,000.00	-5,000.00	0.0%
401.11 · Mayor - Salary	600.00	1,800.00	-1,200.00	33.3%
401.42 · Mayor - Membership Dues/Semi...	0.00	200.00	-200.00	0.0%
402.11 · Auditing - Professional Auditor	9,500.00	12,500.00	-3,000.00	76.0%
402.12 · Salary - Treasurer	1,000.00	2,700.00	-1,700.00	37.0%
404.31 · Solicitor Expenses	12,486.64	35,000.00	-22,513.36	35.7%
404.32 · Legal-Litigation	0.00	5,000.00	-5,000.00	0.0%
404.332 · Labor Counsel	1,764.76	12,000.00	-10,235.24	14.7%

BOROUGH OF CRAFTON
Year-to-Date Financial Statement

January through April 2016

	Jan - Apr 16	Budget	\$ Over Bud...	% of ...
405.12 · Salary - Admin. Assistant	17,798.40	38,000.00	-20,201.60	46.8%
405.13 · Salary - Manager	27,833.36	83,500.00	-55,666.64	33.3%
405.18 · Stipend Council Meetings	60.00	0.00	60.00	100.0%
406.46 · Training Seminars--Admin.	4,796.00	5,000.00	-204.00	95.9%
407.32 · IT Expenses	903.00	4,000.00	-3,097.00	22.6%
408.31 · Engineer Retainer	600.00	1,200.00	-600.00	50.0%
Total 400 · Borough Administration	120,069.23	355,400.00	-235,330.77	33.8%
403 · Tax Collection				
403.11 · Salary - Property Tax Collector	160.00	500.00	-340.00	32.0%
403.351 · Bonds - Prop. Tax Collector	0.00	400.00	-400.00	0.0%
403.46 · Jordan-Liens-Revivals-SherSales	6,832.00	10,000.00	-3,168.00	68.3%
403.461 · Jordan Tax - TCF Fees	8,411.56	17,000.00	-8,588.44	49.5%
403.462 · Jordan Tax - R/E Tax Collec Fee	0.00	7,500.00	-7,500.00	0.0%
403.463 · Jordan Tax-Prior R/E Tax Fee	3,141.18	15,000.00	-11,858.82	20.9%
403.47 · Jordan Act 511 Fees	2,521.09	12,000.00	-9,478.91	21.0%
403.48 · Jordan-Act 32 SWTax District	4,303.16	15,000.00	-10,696.84	28.7%
403.76 · Rad Tax Payment	1,108.56			
491.02 · RE Tax Refund - Prior	2,062.54	1,000.00	1,062.54	206.3%
491.03 · Refunds - OPT	312.08	500.00	-187.92	62.4%
491.06 · Refunds - Trash Collection	0.00	500.00	-500.00	0.0%
Total 403 · Tax Collection	28,852.17	79,400.00	-50,547.83	36.3%
409 · Municipal Properties				
409.21 · Maintenance Supplies	512.44	1,500.00	-987.56	34.2%
409.26 · Minor Equipment	0.00	500.00	-500.00	0.0%
409.36 · Utilities	7,270.68	21,000.00	-13,729.32	34.6%
409.361 · Utilities - District Magistrate	1,629.12	6,000.00	-4,370.88	27.2%
409.37 · Repairs/Maintenance	4,685.51	19,000.00	-14,314.49	24.7%
409.371 · Repairs/Maint- Dist. Magistrate	0.00	5,000.00	-5,000.00	0.0%
409.45 · Contracts - Custodian/Mats	2,559.42	8,000.00	-5,440.58	32.0%
409.50 · Municipal Prop. Misc.	1,500.00	3,000.00	-1,500.00	50.0%
409.71 · Cap Improvements - Dist. Magist	0.00	5,000.00	-5,000.00	0.0%
409.76 · Refunds - Community Center	0.00	100.00	-100.00	0.0%
Total 409 · Municipal Properties	18,157.17	69,100.00	-50,942.83	26.3%
410 · Police Services				
410.12 · Salaries - Police Officers	188,328.22	565,000.00	-376,671.78	33.3%
410.121 · Salary - Chief	30,169.52	89,000.00	-58,830.48	33.9%
410.13 · Longevity - Police	1,000.00	3,000.00	-2,000.00	33.3%
410.14 · Salary - Police Secretary	8,386.80	36,000.00	-27,613.20	23.3%
410.154 · Health & Accident & STD	1,304.40	4,000.00	-2,695.60	32.6%
410.156 · Hospitalization	36,941.36	135,000.00	-98,058.64	27.4%
410.161 · Social Security	24,189.21	62,000.00	-37,810.79	39.0%
410.162 · Unemployment Compensation	4,531.48	8,500.00	-3,968.52	53.3%
410.163 · FSA	1,018.85	4,500.00	-3,481.15	22.6%
410.164 · HRA	371.52	6,000.00	-5,628.48	6.2%
410.18 · Wages - Crossing Guards	34,516.00	81,000.00	-46,484.00	42.6%
410.181 · Wages - Jail Guards	30.00	1,000.00	-970.00	3.0%
410.19 · O.T. Police (see 380.12 Reimb.)	30,405.05	20,000.00	10,405.05	152.0%
410.191 · Court /School - Reimb Expenses	703.00	2,000.00	-1,297.00	35.2%
410.192 · Court Overtime	14,869.21	40,000.00	-25,130.79	37.2%
410.193 · DANET O.T. (See 380.05 offset)	1,124.84	3,000.00	-1,875.16	37.5%
410.21 · Office Supplies/Postage	538.20	3,000.00	-2,461.80	17.9%
410.22 · Ammunition	0.00	1,500.00	-1,500.00	0.0%
410.23 · Uniform Allowance	3,739.01	7,700.00	-3,960.99	48.6%
410.232 · Uniform Allowance - Crossing ...	16.00	1,250.00	-1,234.00	1.3%

BOROUGH OF CRAFTON
Year-to-Date Financial Statement

January through April 2016

	Jan - Apr 16	Budget	\$ Over Bud...	% of ...
410.24 · Fuel Expense	2,231.56	15,000.00	-12,768.44	14.9%
410.25 · Maintenance Equip.-Supplies	142.75	3,500.00	-3,357.25	4.1%
410.26 · Minor Equipment	247.36	5,000.00	-4,752.64	4.9%
410.32 · Communications	2,689.47	15,000.00	-12,310.53	17.9%
410.321 · IT Expense	952.00	5,000.00	-4,048.00	19.0%
410.354 · Worker's Compensation	13,894.48	42,000.00	-28,105.52	33.1%
410.355 · Worker's Comp.-School Guards	2,072.88	6,500.00	-4,427.12	31.9%
410.37 · Vehicle Maintenance	1,921.90	10,000.00	-8,078.10	19.2%
410.42 · Dues Police Chief	802.00	900.00	-98.00	89.1%
410.421 · Dues - Police Officers	0.00	500.00	-500.00	0.0%
410.45 · Animal Control	945.00	4,800.00	-3,855.00	19.7%
410.53 · Civil Service Commission	186.00	2,000.00	-1,814.00	9.3%
410.74 · Capital Outlay	0.00	72,000.00	-72,000.00	0.0%
410.75 · Training - Police Officers	2,976.25	8,000.00	-5,023.75	37.2%
410.751 · Training - Police Chief	574.00	1,500.00	-926.00	38.3%
410.76 · Computer Expense	3,084.00	10,000.00	-6,916.00	30.8%
410.77 · Video Recording Devices	0.00	8,000.00	-8,000.00	0.0%
Total 410 · Police Services	414,902.32	1,283,150.00	-868,247.68	32.3%
411 · Fire Protection				
411.10 · Physicals-Annual CVFD	2,260.00	2,000.00	260.00	113.0%
411.22 · Operating Supplies	770.79	2,000.00	-1,229.21	38.5%
411.23 · Minor Equip. Repair	5,076.88	5,000.00	76.88	101.5%
411.231 · Minor Equip. Purchase	1,611.22	5,000.00	-3,388.78	32.2%
411.24 · Fuel, Oil	1,344.40	4,000.00	-2,655.60	33.6%
411.32 · Communications	2,822.59	5,000.00	-2,177.41	56.5%
411.354 · Worker's Compensation	4,208.00	15,000.00	-10,792.00	28.1%
411.37 · Vehicle Maintenance	3,099.15	11,500.00	-8,400.85	26.9%
411.38 · Hydrant Rental	7,872.24	23,250.00	-15,377.76	33.9%
411.45 · Equip. Inspection & Testing	4,195.20	5,000.00	-804.80	83.9%
411.53 · Annual Contribution	13,333.32	40,000.00	-26,666.68	33.3%
411.70 · Major Equipment	0.00	15,000.00	-15,000.00	0.0%
411.90 · Trf to Major Equipment Fund	0.00	37,400.00	-37,400.00	0.0%
411.901 · Trf to Minor Equipment Fund	0.00	22,000.00	-22,000.00	0.0%
Total 411 · Fire Protection	46,593.79	192,150.00	-145,556.21	24.2%
413 · Building Inspection				
413.12 · Salary - Fire Marshal	0.00	500.00	-500.00	0.0%
413.13 · Salary - Ordinance Officer	3,792.00	12,000.00	-8,208.00	31.6%
413.14 · Zoning inspections	2,782.00	8,500.00	-5,718.00	32.7%
413.15 · Training & Education	0.00	500.00	-500.00	0.0%
413.161 · Social Security	290.10	800.00	-509.90	36.3%
413.162 · Unemployment Compensation	124.73	500.00	-375.27	24.9%
413.21 · Office Supplies	48.01	500.00	-451.99	9.6%
413.24 · Fuel	0.00	1,000.00	-1,000.00	0.0%
413.32 · Communic/Internet - Ord. Offcr	455.87	1,200.00	-744.13	38.0%
413.354 · Worker's Compensation	11.00	500.00	-489.00	2.2%
413.37 · Vehicle Repairs	0.00	3,000.00	-3,000.00	0.0%
413.45 · Demolition-Blight Props	5,150.00	10,000.00	-4,850.00	51.5%
413.47 · Bldg Permit DCED	327.60	200.00	127.60	163.8%
414.12 · Bidg Permit-Inspection Fees	1,193.60	12,000.00	-10,806.40	9.9%
414.14 · ZHB - Court Reporter/Sec'y	330.00	250.00	80.00	132.0%
414.21 · ZHB Office-Adv-Postage	122.00	400.00	-278.00	30.5%
414.31 · ZHB Legal Services	3,196.75	1,500.00	1,696.75	213.1%
414.46 · Recodify Boro Ordinances	1,195.00	4,000.00	-2,805.00	29.9%
Total 413 · Building Inspection	19,018.66	57,350.00	-38,331.34	33.2%

BOROUGH OF CRAFTON
Year-to-Date Financial Statement

January through April 2016

	Jan - Apr 16	Budget	\$ Over Bud...	% of ...
427 · Refuse - Recycling Removal				
427.10 · Garbage Contract	145,603.20	436,860.00	-291,256.80	33.3%
427.12 · Recycling Contract	23,325.80	69,190.00	-45,864.20	33.7%
Total 427 · Refuse - Recycling Removal	168,929.00	506,050.00	-337,121.00	33.4%
430 · Public Works Department				
430.10 · Salary - P/W Supervisor	21,666.72	65,000.00	-43,333.28	33.3%
430.14 · Salaries - Full Time Employees	83,964.32	283,000.00	-199,035.68	29.7%
430.15 · P/W Overtime Pay	556.64	5,000.00	-4,443.36	11.1%
430.154 · Health & Accident & STD	850.00	2,300.00	-1,450.00	37.0%
430.156 · Hospitalization	32,514.37	110,000.00	-77,485.63	29.6%
430.16 · Wages Part Time	0.00	10,000.00	-10,000.00	0.0%
430.161 · Social Security	8,545.06	25,000.00	-16,454.94	34.2%
430.162 · Unemployment Compensation	2,002.45	3,500.00	-1,497.55	57.2%
430.163 · FSA	1,351.01	3,000.00	-1,648.99	45.0%
430.164 · HRA	1,251.60	5,500.00	-4,248.40	22.8%
430.18 · Wages - Part Time Employees	0.00	25,000.00	-25,000.00	0.0%
430.21 · Public Works - Misc. Supplies	556.20	2,000.00	-1,443.80	27.8%
430.23 · Uniforms	3,025.99	6,200.00	-3,174.01	48.8%
430.24 · Fuel	3,127.13	11,000.00	-7,872.87	28.4%
430.25 · Repairs - Maintenance	5,265.35	6,000.00	-734.65	87.8%
430.26 · Small Tools	186.53	3,000.00	-2,813.47	6.2%
430.31 · Engineering Services	23,660.71	45,000.00	-21,339.29	52.6%
430.32 · Communications	1,235.00	3,500.00	-2,265.00	35.3%
430.354 · Worker's Compensation	7,716.00	23,500.00	-15,784.00	32.8%
430.356 · Drug/Alcohol Testing	74.30	1,000.00	-925.70	7.4%
430.36 · Utilities	2,597.01	7,500.00	-4,902.99	34.6%
430.37 · Vehicle Repairs	4,203.05	15,000.00	-10,796.95	28.0%
430.42 · Seminars	0.00	1,000.00	-1,000.00	0.0%
430.74 · Capital Outlay - minor equip	2,324.28	5,000.00	-2,675.72	46.5%
430.742 · Pub.Works - Cap. Outlay Equip	0.00	12,000.00	-12,000.00	0.0%
432.14 · Salaries Snow Removal	6,006.64	11,500.00	-5,493.36	52.2%
432.22 · Anti-Skid Materials	49,145.70	45,500.00	3,645.70	108.0%
433.22 · Signs & Posts	0.00	5,000.00	-5,000.00	0.0%
433.45 · Signals Maintenance	196.00	3,000.00	-2,804.00	6.5%
433.451 · Electricity Signals	1,668.64	4,200.00	-2,531.36	39.7%
434.45 · Street Lighting	26,738.75	90,000.00	-63,261.25	29.7%
435.22 · Material Curbing Supplies	40.01	500.00	-459.99	8.0%
435.245 · Stairs and Sidewalks	0.00	5,000.00	-5,000.00	0.0%
438.22 · Material Roads Supplies	2,220.87	12,000.00	-9,779.13	18.5%
438.38 · Rental Equipment	0.00	2,500.00	-2,500.00	0.0%
Total 430 · Public Works Department	292,690.33	858,200.00	-565,509.67	34.1%
452 · Recreation				
452.01 · Social Security	0.00	6,000.00	-6,000.00	0.0%
452.14 · Wages - Pool Personnel	0.00	65,000.00	-65,000.00	0.0%
452.15 · Wages - Pool Concess.	0.00	11,000.00	-11,000.00	0.0%
452.162 · Unemployment Compensation	0.00	1,000.00	-1,000.00	0.0%
452.20 · Pool License, Permit, Training	359.00	1,500.00	-1,141.00	23.9%
452.21 · Supplies	0.00	1,000.00	-1,000.00	0.0%
452.22 · Pool Filtration	0.00	10,000.00	-10,000.00	0.0%
452.23 · Oper/Supplies, Permits, Training	140.56	5,000.00	-4,859.44	2.8%
452.25 · Pool Repairs/Maintenance	0.00	6,000.00	-6,000.00	0.0%
452.26 · Pool Minor Equipment	0.00	3,500.00	-3,500.00	0.0%
452.27 · Computer H/W & Internet	358.30	500.00	-141.70	71.7%
452.32 · Communications	182.80	500.00	-317.20	36.6%
452.354 · Worker's Compensation	1,727.80	4,200.00	-2,472.20	41.1%

BOROUGH OF CRAFTON
Year-to-Date Financial Statement

January through April 2016

	Jan - Apr 16	Budget	\$ Over Bud...	% of ...
452.36 · Utilities	628.03	9,000.00	-8,371.97	7.0%
452.37 · Pool Bldgs - Rep/Maint	0.00	5,000.00	-5,000.00	0.0%
452.371 · Concession - Rep/Maint/Eq	392.91	2,500.00	-2,107.09	15.7%
453.21 · Supplies - Concession Stand	0.00	12,000.00	-12,000.00	0.0%
453.23 · Sr. Dinner (offset 367.50)	373.11	3,500.00	-3,126.89	10.7%
453.49 · Rec. Activities - Expenses	87.96	1,000.00	-912.04	8.8%
Total 452 · Recreation	4,250.47	148,200.00	-143,949.53	2.9%
454 · Parks & Shade Trees				
454.25 · Maintenance Supplies	0.00	2,500.00	-2,500.00	0.0%
454.26 · Minor Equipment	0.00	2,500.00	-2,500.00	0.0%
454.36 · Utilities	1,476.28	4,000.00	-2,523.72	36.9%
454.37 · Maintenance - Repairs Services	2,389.88	6,000.00	-3,610.12	39.8%
454.75 · Park Equip.- Cap.Improvements	207.90	5,000.00	-4,792.10	4.2%
454.76 · Refunds - Park Shelters	0.00	100.00	-100.00	0.0%
455.22 · Shade Tree Operating Supplies	0.00	500.00	-500.00	0.0%
455.44 · Shade Tree - Arborist	0.00	4,000.00	-4,000.00	0.0%
455.45 · Tree Maint.- Plantings	226.00	6,000.00	-5,774.00	3.8%
455.46 · Boro Gardens	0.00	1,000.00	-1,000.00	0.0%
Total 454 · Parks & Shade Trees	4,300.06	31,600.00	-27,299.94	13.6%
456 · Community Services				
456.54 · Library Contributions	23,333.36	70,000.00	-46,666.64	33.3%
458.22 · Comm Ctr Supplies	0.00	200.00	-200.00	0.0%
458.55 · Crafton Performing Arts	0.00	250.00	-250.00	0.0%
458.56 · Borough Tributes	600.83	200.00	400.83	300.4%
458.57 · Misc. Contributions	0.00	250.00	-250.00	0.0%
462.34 · Community Dev/Promotion	0.00	3,000.00	-3,000.00	0.0%
Total 456 · Community Services	23,934.19	73,900.00	-49,965.81	32.4%
471 · Debt Services - Principal				
471.21 · PNC-Duncan Gen Ob Note	63,819.65	257,500.00	-193,680.35	24.8%
Total 471 · Debt Services - Principal	63,819.65	257,500.00	-193,680.35	24.8%
472 · Debt Services - Interest				
472.21 · PNC-Duncan Prop-Interest	4,680.52	17,000.00	-12,319.48	27.5%
Total 472 · Debt Services - Interest	4,680.52	17,000.00	-12,319.48	27.5%
480 · Insurance				
480.03 · Drug Screening	0.00	1,500.00	-1,500.00	0.0%
486.00 · Compreh. Liability/Property Ins	76,104.00	70,000.00	6,104.00	108.7%
486.81 · Property Loss Claims-Borough	22,383.44	11,000.00	11,383.44	203.5%
486.82 · Property Loss-Damages - Other	0.00	2,000.00	-2,000.00	0.0%
Total 480 · Insurance	98,487.44	84,500.00	13,987.44	116.6%
483 · Agency And Trust				
483.001 · Police Pension Contrib.	13,359.06	37,000.00	-23,640.94	36.1%
483.02 · Foreign Fire Relief	0.00	32,000.00	-32,000.00	0.0%
483.10 · Police Pension Fund MMO	0.00	71,000.00	-71,000.00	0.0%
483.30 · Employee Pension Fund MMO	0.00	65,000.00	-65,000.00	0.0%
Total 483 · Agency And Trust	13,359.06	205,000.00	-191,640.94	6.5%
492 · Interfund Operating Transfers				
492.30 · Transf. to Capital Reserve Fund	0.00	378,600.00	-378,600.00	0.0%
Total 492 · Interfund Operating Transfers	0.00	378,600.00	-378,600.00	0.0%

BOROUGH OF CRAFTON
Year-to-Date Financial Statement

January through April 2016

	Jan - Apr 16	Budget	\$ Over Bud...	% of ...
Total Expense	1,322,044.06	4,597,100.00	-3,275,055.94	28.8%
Net Income	<u>1,116,411.83</u>	<u>0.00</u>	<u>1,116,411.83</u>	<u>100.0%</u>

Sewer Fund
Checking Acct. & PLGIT Investment Acct. Combined

Cash Basis

January through April 2016

	Jan - Apr 16	Budget	\$ Over Bud...	% of ...
Income				
319 · Interest/Penalty-Jordan	9,076.11	25,000.00	-15,923.89	36.3%
341 · Interest on Investment-PLGIT	462.45	100.00	362.45	462.5%
364 · Current Sewer User Fees	589,437.13	1,724,000.00	-1,134,562.87	34.2%
364.01 · Delinquent Sewer User F...	7,318.97			
380 · Other - Alcosan Billing Rel...	6,379.48	6,000.00	379.48	106.3%
381 · Reimb. Current Exp	0.00	100.00	-100.00	0.0%
382 · Misc Income	0.00	0.00	0.00	0.0%
392 · Trnf from PLGIT	0.00	0.00	0.00	0.0%
397 · A/P Reserve Transfer Return	0.00	0.00	0.00	0.0%
399 · Sinking Fund Carryover	0.00	0.00	0.00	0.0%
Total Income	<u>612,674.14</u>	<u>1,755,200.00</u>	<u>-1,142,525.86</u>	<u>34.9%</u>
Expense				
421 · Office Supplies-Postage	195.00	200.00	-5.00	97.5%
425 · Maint/Rep.Materials	289.98	5,000.00	-4,710.02	5.8%
430 · Billing Fee - PAWC/Jordan	19,989.43	60,000.00	-40,010.57	33.3%
431 · Prof. Services - Engineering	61,399.12	150,000.00	-88,600.88	40.9%
432 · Prof. Services - Legal	0.00	1,000.00	-1,000.00	0.0%
436 · Alocsan - Qtrly Usage Chgs	197,917.09	840,000.00	-642,082.91	23.6%
437 · Equipment Repairs	10,926.68	5,000.00	5,926.68	218.5%
438 · Fuel - Sweeper- Trk#108	675.80	3,500.00	-2,824.20	19.3%
439 · Water - St Sweeper	0.00	500.00	-500.00	0.0%
442 · Dues - Permits	6,938.66	7,500.00	-561.34	92.5%
445 · Vactor charge	0.00	15,000.00	-15,000.00	0.0%
446 · Munic. Claim Commission	1,887.98	4,000.00	-2,112.02	47.2%
470.1 · Principal - Pennvest I	11,095.85	48,000.00	-36,904.15	23.1%
470.2 · Principal - Pennvest II	8,117.51	15,000.00	-6,882.49	54.1%
470.3 · Principal - Pennvest III	0.00	0.00	0.00	0.0%
471.1 · Interest - Pennvest I	11,016.51	19,000.00	-7,983.49	58.0%
471.2 · Interest - Pennvest II	8,066.41	35,000.00	-26,933.59	23.0%
473 · COA Requirements	69,294.96	497,000.00	-427,705.04	13.9%
491 · Refunds	0.00	500.00	-500.00	0.0%
492 · Capital Project - Reserve Fu...	0.00	49,000.00	-49,000.00	0.0%
Total Expense	<u>407,810.98</u>	<u>1,755,200.00</u>	<u>-1,347,389.02</u>	<u>23.2%</u>
Net Income	<u>204,863.16</u>	<u>0.00</u>	<u>204,863.16</u>	<u>100.0%</u>

Road Tax Fund
Year to Date: FINANCIAL REPORT

Cash Basis

January through April 2016

	Jan - Apr 16	Budget	\$ Over Budget	% of B...
Income				
301.10 Road Tax - Current	85,173.33	461,500.00	-376,326.67	18.5%
301.20 Road Tax - Prior	6,338.32	20,000.00	-13,661.68	31.7%
319.01 Road Tax - P & I	2,313.39	7,500.00	-5,186.61	30.8%
399.00 Cap Proj. Fund Carryover	0.00	92,500.00	-92,500.00	0.0%
Total Income	93,825.04	581,500.00	-487,674.96	16.1%
Expense				
421.00 Bank Fees	194.98			
430.31 Engineering - Roads	11,333.10	60,000.00	-48,666.90	18.9%
438.45 Road - Contract Services	394.00	21,500.00	-21,106.00	1.8%
439.45 Road Paving Program	5,000.00	500,000.00	-495,000.00	1.0%
491.20 Tax Refund - Prior	490.61			
Total Expense	17,412.69	581,500.00	-564,087.31	3.0%
Net Income	76,412.35	0.00	76,412.35	100.0%


9:37 AM

05/18/16

Accrual Basis

Capital Projects Reserve Fund
Profit & Loss Budget vs. Actual
January through April 2016

	Jan - Apr 16	Budget	\$ Over Budget	% of Bud...
Income				
355.10 DCED-Pool Grow. Greener	178,983.00	250,000.00	-71,017.00	71.6%
355.12 DCED - Planning Grant	4,723.35	65,400.00	-60,676.65	7.2%
355.20 DCED-Clearview G.Greener	44,805.60	25,000.00	19,805.60	179.2%
395.01 GF Reserve Trf-PLGIT	0.00	400,600.00	-400,600.00	0.0%
395.07 Trf-Rental Acct GF#342	0.00	40,000.00	-40,000.00	0.0%
395.12 County Planning Grant	8,754.76	60,000.00	-51,245.24	14.6%
399.00 Carryover Capital Fund	0.00	25,000.00	-25,000.00	0.0%
Total Income	237,266.71	866,000.00	-628,733.29	27.4%
Expense				
409.10 Boro Bldg Upgrades	1,899.00	25,000.00	-23,101.00	7.6%
411.74 CVFD-SCBA Equip Reserve	0.00	66,000.00	-66,000.00	0.0%
414.75 Multi-Munic. Comp Plan	13,031.60	140,000.00	-126,968.40	9.3%
430.74 P/W Equipment	43,588.00	75,000.00	-31,412.00	58.1%
452.75 Pool Redevelopment	191,743.38	500,000.00	-308,256.62	38.3%
492.30 Future Projects Reserve	0.00	60,000.00	-60,000.00	0.0%
Total Expense	250,261.98	866,000.00	-615,738.02	28.9%
Net Income	-12,995.27	0.00	-12,995.27	100.0%



Jordan Tax Service, Inc.

102 Rahway Road • McMurray, PA 15317-3349
(412) 835-5243 • Fax (412) 835-5244
(724) 731-2300 • Fax (724) 731-2398
www.jordantax.com

Tax & Record
Services
Municipal
Business
Individual

May 19, 2016

Borough of Crafton
Ann C. Scott, Borough Manager
Municipal Building
100 Stotz Avenue
Pittsburgh, PA 15205

RE: Delinquent Earned Income & Net Profits Tax
Collection Summary Report
April, 2016

Detailed below are the Delinquent Earned Income Tax Collections remitted to the Borough for the Month of April, 2016:

PERIOD	TAX	PEN & INT	MUNICIPAL SHARE (50.00%)	
			MONTH	YEAR TO DATE
2011 and Prior	\$ 3,045.20	\$ 379.68	\$ 3,424.88	\$ 23,918.60
Add: Commissions	342.16	-	342.16	2,263.74
Refunds Issued	(204.32)	-	(204.32)	(204.32)
Net Collections	<u>\$ 3,183.04</u>	<u>\$ 379.68</u>	<u>\$ 3,562.72</u>	<u>\$ 25,978.02</u>

Amounts Transferred:

Date	Reference	Amount
04/30/16	Ck #1705	\$ 3,562.72

Total Transfers \$ 3,562.72

We have enclosed our invoice for services.

Very truly yours,
JORDAN TAX SERVICE, INC.

WRLjr/hlk


WILLIAM R. LINNERT, JR.

CURRENT YEAR TO DATE DISTRIBUTIONS

	Resident Tax Amount	Non-Per/Int Resident Amount	Costs & Credits	Total Collections	Dist Year	Resident Tax Amount	Non-Per/Int Resident Amount	TCD Commission	Charges & Credits	Total Distribution
2012 Collections	895.82	0.00	0.00	966.82	2016	895.82	0.00	(17.40)	0.00	\$949.42
2012 Refunds	65.50	0.00	0.00	65.50	2016	65.50	0.00	0.00	0.00	\$65.50
2013 Collections	642.91	0.00	0.00	700.41	2016	642.91	0.00	(8.94)	0.00	\$691.47
2013 Refunds	41.00	0.00	0.00	41.00	2016	41.00	0.00	0.00	0.00	\$41.00
2014 Collections	149.59	0.00	0.00	252.53	2016	149.59	0.00	(11.18)	0.00	\$241.35
2014 Refunds	(1,041.00)	0.00	0.00	(1,041.00)	2016	(1,041.00)	0.00	0.00	0.00	(\$1,041.00)
2015 Collections	206,718.32	1,783.71	0.00	208,503.03	2016	206,718.32	1,783.71	(3,705.97)	0.00	\$204,797.06
2015 Refunds	(11,751.00)	(61.00)	0.00	(11,812.00)	2016	(11,751.00)	(61.00)	0.00	0.00	(\$11,812.00)
2016 Collections	32,282.09	42.94	0.00	32,325.03	2016	32,282.09	42.94	(559.67)	0.00	\$31,765.36
Current Year To Date	228,003.23	1,765.65	0.00	230,001.32	2016	228,003.23	1,765.65	(4,303.16)	0.00	\$225,698.16

TOTAL DISTRIBUTIONS BY TAX YEAR SINCE INCEPTION

	Resident Tax Amount	Non-Per/Int Resident Amount	Costs & Credits	Total Collections	Dist Year	Resident Tax Amount	Non-Per/Int Resident Amount	TCD Commission	Charges & Credits	Total Distribution
2012 Collections	718,775.58	8,206.45	0.00	727,494.03	ALL	718,775.58	8,206.45	(13,100.67)	0.00	\$714,393.36
2012 Refunds	(20,277.00)	0.00	0.00	(20,277.00)	ALL	(20,277.00)	0.00	0.00	0.00	(\$20,277.00)
2013 Collections	755,466.94	8,394.01	0.00	763,974.95	ALL	755,466.94	8,394.01	(13,748.34)	0.00	\$750,226.61
2013 Refunds	(27,092.00)	0.00	0.00	(27,092.00)	ALL	(27,092.00)	0.00	0.00	0.00	(\$27,092.00)
2014 Collections	776,376.94	5,197.54	0.00	781,698.92	ALL	776,376.94	5,197.54	(14,057.42)	0.00	\$767,641.50
2014 Refunds	(27,064.50)	0.00	0.00	(27,064.50)	ALL	(27,064.50)	0.00	0.00	0.00	(\$27,064.50)
2015 Collections	777,475.46	4,963.15	0.00	782,439.61	ALL	777,475.46	4,963.15	(14,011.65)	0.00	\$768,427.96
2015 Refunds	(11,751.00)	(61.00)	0.00	(11,812.00)	ALL	(11,751.00)	(61.00)	0.00	0.00	(\$11,812.00)
2016 Collections	32,282.09	42.94	0.00	32,325.03	ALL	32,282.09	42.94	(559.67)	0.00	\$31,765.36
Tax Year Totals	2,974,182.51	26,743.09	0.00	3,001,687.04	ALL	2,974,182.51	26,743.09	(55,477.75)	0.00	\$2,946,209.29



Jordan Tax Service, Inc.

102 Rahway Road • McMurray, PA 15317-3349
(412) 835-5243 • Fax (412) 835-5244
(724) 731-2300 • Fax (724) 731-2398
www.jordantax.com

Tax & Record
Services
Municipal
Business
Individual

May 19, 2016

Borough of Crafton
Ann C. Scott, Borough Manager
Municipal Building
100 Stotz Avenue
Pittsburgh, PA 15205

RE: Local Services Tax Collections
Collection Summary Report
April, 2016

Detailed below are the Local Services Tax Collections remitted to the Borough for the Collection Period of April 1, 2016 through April 30, 2016:

<u>PERIOD</u>	<u>TAX</u>	<u>PEN & INT</u>	<u>TOTAL COLLECTIONS</u>	<u>YEAR TO DATE</u>
2014 and Prior	\$ -	\$ -	\$ -	\$ 12.00
2015	52.00	-	52.00	14,356.72
2016	1,462.90	-	1,462.90	1,462.90
Total Collections	1,514.90	-	1,514.90	15,831.62
Refunds Issued	(52.00)	-	(52.00)	(312.08)
	<u>\$ 1,462.90</u>	<u>\$ -</u>		
Net Collections			<u>\$ 1,462.90</u>	<u>\$ 15,519.54</u>

Amounts Remitted:

<u>Date</u>	<u>Batch #</u>	<u>Amount</u>
04/01/16	01	\$ 104.00
04/15/16	02	267.98
04/21/16	43 / 03	1,142.92

Total Deposited \$ 1,514.90

We have enclosed our invoice for services.

Very truly yours,
JORDAN TAX SERVICE, INC.

WILLIAM R. LINNERT, JR.



Jordan Tax Service, Inc.

102 Rahway Road • McMurray, PA 15317-3349

(412) 835-5243 • Fax (412) 835-5244

(724) 731-2300 • Fax (724) 731-2398

www.jordantax.com

Tax & Record
Services

Municipal

Business

Individual

May 19, 2016

Borough of Crafton
Ann C. Scott, Borough Manager
Municipal Building
100 Stotz Avenue
Pittsburgh, PA 15205

RE: Business Privilege Tax
Collection Summary Report
April, 2016

Detailed below are the Business Privilege Tax Collections remitted to the Borough for the Collection Period of April 1, 2016 through April 30, 2016:

<u>PERIOD</u>	<u>TAX</u>	<u>LICENSE</u>	<u>PEN & INT</u>	<u>TOTAL COLLECTIONS</u>	<u>YEAR TO DATE</u>
2014 and Prior	\$ -	\$ -	\$ -	\$ -	\$ -
2015	-	-	-	-	133.45
2016	6,954.78	650.00	-	7,604.78	11,114.64
Total Collections	6,954.78	650.00	-	7,604.78	11,248.09
Refunds Issued	-	-	-	-	-
	<u>\$ 6,954.78</u>	<u>\$ 650.00</u>	<u>\$ -</u>	<u>\$ 7,604.78</u>	<u>\$ 11,248.09</u>
Net Collections				<u>\$ 7,604.78</u>	<u>\$ 11,248.09</u>


Amounts Deposited:

<u>Date</u>	<u>Batch #</u>	<u>Amount</u>
04/01/16	02	\$ 443.54
04/13/16	03	3,042.43
04/21/16	04	4,118.81
Total Deposited		<u>\$ 7,604.78</u>

We have enclosed our invoice for services.

Very truly yours,
JORDAN TAX SERVICE, INC.

WILLIAM R. LINNERT, JR.



Jordan Tax Service, Inc.

102 Rahway Road • McMurray, PA 15317-3349

(412) 835-5243 • Fax (412) 835-5244

(724) 731-2300 • Fax (724) 731-2398

www.jordantax.com

Tax & Record
Services
Municipal
Business
Individual

May 19, 2016

Borough of Crafton
Ann C. Scott, Borough Manager
Municipal Building
100 Stotz Avenue
Pittsburgh, PA 15205

RE: Mercantile Tax
Collection Summary Report
April, 2016

Detailed below are the Mercantile Tax Collections remitted to the Borough for the Collection Period of April 1, 2016 through April 30, 2016:

<u>PERIOD</u>	<u>TAX</u>	<u>PEN & INT</u>	<u>TOTAL COLLECTIONS</u>	<u>YEAR TO DATE</u>
2014 and Prior	\$ -	\$ -	\$ -	\$ -
2015	9.86	1.00	10.86	28,043.67
2016	-	3,213.76	3,213.76	3,213.76
	<u>\$ 9.86</u>	<u>\$ 3,214.76</u>		
Total Collections			<u>\$ 3,224.62</u>	<u>\$ 31,257.43</u>

Amounts Deposited:


<u>Date</u>	<u>Batch #</u>	<u>Amount</u>
04/15/16	25/01	\$ 156.54
04/21/16	02	3,068.08

Total Deposited \$ 3,224.62

We have enclosed our invoice for services.

Very truly yours,
JORDAN TAX SERVICE, INC.

WILLIAM R. LINNERT, JR.



Jordan Tax Service, Inc.

102 Rahway Road • McMurray, PA 15317-3349

(412) 835-5243 • Fax (412) 835-5244

(724) 731-2300 • Fax (724) 731-2398

www.jordantax.com

Tax & Record
Services
Municipal
Business
Individual

May 19, 2016

Borough of Crafton
Ann C. Scott, Borough Manager
Municipal Building
100 Stotz Avenue
Pittsburgh, PA 15205

RE: Trash Removal
Collection Summary Report
April, 2016

Detailed below are the 2016 Trash Removal Collections remitted to the Borough for the Month of April, 2016:

	<u>BILLING FEE</u>	<u>GARBAGE</u>	<u>TOTAL CURRENT PERIOD</u>	<u>YEAR TO DATE</u>
FACE TAX	\$ 920.00	\$ 46,379.95	\$ 47,299.95	\$ 426,966.74
Less: Discount	-	(23.20)	(23.20)	(15,818.05)
Plus: Penalty	-	1,137.96	1,137.96	1,138.12
Total Collections	\$ 920.00	\$ 47,494.71	\$ 48,414.71	\$ 412,286.81


Amounts Deposited:

<u>Date</u>	<u>Batch #</u>	<u>Amount</u>
04/01/16	14	\$ 16,212.60
04/04/16	15	5,711.15
04/13/16	16	13,269.15
04/21/16	17	9,699.21
04/28/16	18	3,522.60
Total		48,414.71
Less: Refunds		-
Total Deposits		\$ 48,414.71

	<u>BILLING</u>	<u>GARBAGE</u>	<u>YEAR-TO-DATE</u>
FACE BALANCE 2/1/2016	\$ 9,890.00	\$ 539,235.00	\$ 549,125.00
Add: Additions	5.00	1,656.00	1,661.00
Less: Deletions	(15.00)	(1,035.00)	(1,050.00)
ADJUSTED FACE BALANCE	9,880.00	539,856.00	549,736.00
Less: Total Collections	(8,025.00)	(418,941.74)	(426,966.74)
Less: Turned Over to Delinquent	-	-	-
FACE BALANCE 4/30/2016	\$ 1,855.00	\$ 120,914.26	\$ 122,769.26

Very truly yours,
JORDAN TAX SERVICE, INC.

William R. Linnert, Jr.
WILLIAM R. LINNERT, JR.



Jordan Tax Service, Inc.

102 Rahway Road • McMurray, PA 15317-3349

(412) 835-5243 • Fax (412) 835-5244

(724) 731-2300 • Fax (724) 731-2398

www.jordantax.com

**Tax & Record
Services**

**Municipal
Business
Individual**

May 19, 2016

Borough of Crafton
Ann C. Scott, Borough Manager
Municipal Building
100 Stotz Avenue
Pittsburgh, PA 15205

RE: Real Estate Taxes
Collection Summary Report
April, 2016

Detailed below are the 2016 Real Estate Tax Collections deposited to the Borough account for the Month of April, 2016:

	CURRENT PERIOD			YEAR TO DATE
	REAL ESTATE	ROAD	TOTAL	
FACE TAX	\$ 718,112.52	\$ 243,164.97	\$ 961,277.49	\$ 1,297,309.88
Less: Discount	(14,308.65)	(4,844.88)	(19,153.53)	(25,863.78)
Plus: Penalty	-	-	-	-
Total Collections	\$ 703,803.87	\$ 238,320.09	\$ 942,123.96	\$ 1,271,446.10

Amounts Deposited:

Date	Batch #	Amount
04/04/16	07	\$ 42,199.39
04/11/16	08	108,710.32
04/20/16	09	101,215.89
04/25/16	10	148,578.91
04/26/16	11	541,419.45
Total Deposits		942,123.96
Less: Refunds:		-
Net Collections		\$ 942,123.96

	2015	2015	2016	2016	TOTAL
	REAL ESTATE	ROAD	REAL ESTATE	ROAD	
FACE BALANCE 3/1/2016	\$ -	\$ -	\$ 1,490,301.35	\$ 504,651.86	\$ 1,994,953.21
Add: Additions	-	-	-	-	-
Less: Exonerations	-	-	-	-	-
ADJUSTED FACE BALANCE	-	-	1,490,301.35	504,651.86	1,994,953.21
Less: Total Collections	-	-	(969,140.77)	(328,169.11)	(1,297,309.88)
Less: Turned Over to Delinquent	-	-	-	-	-
FACE BALANCE 4/30/2016	\$ -	\$ -	\$ 521,160.58	\$ 176,482.75	\$ 697,643.33

Very truly yours,
JORDAN TAX SERVICE, INC.

William R. Linnert, Jr.
WILLIAM R. LINNERT, JR.

Tax Collector's Monthly Report to Taxing Districts

For the Month of APRIL, 2016
BOROUGH OF CRAFTON Taxing District

	Real Estate	Road	Prior Years Real Estate	Prior Years Road
A. Collections				
1. Balance Collectable-Beginning of Month	1,239,273.10	419,647.72		
2A. Additions: During the Month(*)				
2B. Deductions: Credits During the Month - (from line 17)	1,239,273.10	419,647.72	0.00	0.00
3. Total Collectable	718,112.52	243,164.97		
4. Less: Face Collections for the Month				
5. Less: Deletions from the List (Gentrifications)				
6. Less: Exonerations (*)				
7. Less: Liens/Non-Lienable Installments(*)				
8. Balance Collectable - End of Month	521,160.58	176,482.75	0.00	0.00
B. Reconciliation of Cash Collected				
9. Face Amount of Collections - (must agree with line 4)	718,112.52	243,164.97	0.00	0.00
10. Plus: Penalties	0.00	0.00		
11. Less: Discounts	14,308.65	4,844.88		
12. Total Cash Collector per Column	703,803.87	238,320.09	0.00	0.00
13. Total Cash Collected				942,123.96
C. Payment of Taxes				
14. Amount Remitted During the Month (*)		Amount	TOTAL ALL TAXES	
Date	Transaction #			
4/4/2016	07	42,199.39		
4/11/2016	08	108,710.32		
4/20/2016	09	101,215.89		
4/25/2016	10	148,578.91		
4/26/2016	11	541,419.45		
		Total		\$ 942,123.96
15. Amount paid with this Report Applicable to this Reporting Month				\$ 942,123.96
16. Total Remitted This Month				\$ 942,123.96
17. List, Other Credit Adjustments (*)	Parcel #	Name	Amount	
		Total	0.00	
18. Interest Earnings (if applicable)				\$ *
Taxing District Use (Optional) Carryover from Previous Month \$ _____ Amount Collected This Month \$ _____ Less Amount Paid This Month \$ _____ Ending Balance \$ _____				


 Agent Acting on behalf of the Tax Collector
 Date

* Prior Yr. Collections
 I verify this is a complete and accurate reporting of the balance collectable, taxes collected remitted for the month.

Received by (taxing district): _____ Title: _____ Date _____
 I acknowledge the receipt of this report.

JORDAN TAX SERVICE, INC.
102 RAHWAY ROAD
MCMURRAY, PA 15317-3349
(724) 731-2300

April 26, 2016

Borough of Crafton
 Ann C. Scott, Borough Manager
 Municipal Building
 100 Stotz Avenue
 Pittsburgh, PA 15205

Gentlemen:

We are forwarding herewith counterfoils for delinquent taxes and municipal claims collected and satisfied since date of our last report. We are also forwarding deposit slips as summarized below and the Prothonotary's receipts for satisfaction costs advanced by our office.

DELINQUENT TAXES:

Receipts: #12610-12651

	Face Tax	Penalty	Interest	Costs	TOTAL
Prior	2,678.09	196.79	805.74	170.00	3,850.62
2015	5,412.32	646.64	35.87	224.52	6,319.35
Record/Sheriff Sale Costs					439.96
Commission Collected					522.43

MUNICIPAL CLAIMS: "Trash"

Receipts: #1101-1120

	Face Tax	Penalty	Interest	Costs	Comm	TOTAL
*	2,132.17	238.06	-	65.00	-	2,435.23
Record/Sheriff Sale Costs						60.00
Commission Collected						128.34

MUNICIPAL CLAIMS: "Trash"

Receipts: #3598-3605, 3607-3611, 3614

	Face Tax	Penalty	Interest	Costs	Comm	TOTAL
*	3,103.56	853.87	713.54	1,189.50	-	5,860.47
Record/Sheriff Sale Costs						125.00
Commission Collected						304.76

MUNICIPAL CLAIMS: "Sewage"

Receipts: #242-256

	Face Tax	Penalty	Interest	Costs	Comm	TOTAL
*	717.11	-	653.34	-	-	1,370.45
Commission Collected						137.10

MUNICIPAL CLAIMS: "Sewage"

Receipts: #3606, 3612-3613

	Face Tax	Penalty	Interest	Costs	Comm	TOTAL
*	2,594.98	8.95	1.49	149.00	-	2,754.42
Record/Sheriff Sale Costs						152.00
Commission Collected						137.72

<u>Total Collections, Taxes and Claims:</u>					
		Taxes	\$ 11,132.36	Ck. #1301	<u>\$ 24,597.85</u>
		Trash	\$ 8,913.80	Ck. #1302	
		Sewage	\$ 4,551.69	Ck. #1303	


Deposits Per Enclosed Receipts:

DATE	AMOUNT	DATE	AMOUNT	DATE	AMOUNT
03/04/16	123.89	03/18/16	621.17	03/29/16	506.65
03/08/16	350.64	03/18/16	2,360.60	03/29/16	4,880.00
03/08/16	406.37	03/21/16	70.50	03/30/16	855.79
03/08/16	4,454.37	03/21/16	142.51	03/30/16	4,526.72
03/09/16	21.13	03/22/16	773.00	03/31/16	1,176.36
03/09/16	31.00	03/23/16	489.77	04/01/16	107.96
03/14/16	487.19	03/23/16	848.49	04/01/16	153.20
03/18/16	488.40	03/25/16	722.14		

Total Deposits 24,597.85

*Partial Payments Not Yet Applied - \$5,408.90

JORDAN TAX SERVICE, INC.


 William R. Linnert, Jr.

**BOROUGH OF CRAFTON
POLICE DEPARTMENT**

**MARK A. SUMPTER
CHIEF OF POLICE**

100 STOTZ AVENUE
CRAFTON, PENNSYLVANIA 15205

**JAMES G. BLOOM
MAYOR**



May 19, 2016

Crafton Police responded to 255 complaints during the month of April 2016.

The following 4 pages attached show a print out of the calls answered by Crafton Police.

Paid parking tags paid at the window - \$180.00

Copies of Police Reports - \$75.00

One (1) solicitor permit was issued for the month of April - \$10.00

Four (4) truck permits were issued for the month of April - \$40.00

Fines collected by the Magistrate and paid to the borough for February - \$2,896.22

There were 105 citations issued, 28 citation warnings, 20 parking tags, 13 AccuTrak – 166 total

Mileage on Police Cars:

Unit #11-1 - 368 miles ending at 59,543

Unit #11-2 - 2,215 miles ending at 63,849

Unit #11-3 - 1,958 miles ending at 71,147

Respectfully submitted,

Barbara H. Berkhouse

Barbara H. Berkhouse
Police Secretary

Crafton Borough Report

April 2016

Total Run Numbers:

- Total Emergency and Non-Emergency 911 Responses: **61**
Average Response Time (E0-E4): **5 min. 8 sec.**
- Total Emergency 911 Response: **57**
Average Response Time (E0-E3): **5 min. 28 sec.**
- Total Highest Priority Response: **35**
Average Response Time (E0-E1): **5 min. 10 sec.**

Response Times by Category and NFPA Compliance:

- E0 Response: **7**
Average Response Time: **3 min. 22 sec.**
NFPA Compliance: **100%**
- E1 Response: **28**
Average Response Time: **5 min. 38 sec.**
NFPA Compliance: **89%**
- E0 + E1 Response: **35**
Average Response Time: **5 min. 10 sec.**
NFPA Compliance: **91%**
- E2 Response: **20**
Average Response Time: **5 min. 15 sec.**
- E3 Response: **20**
Average Response Time: **7 min. 37 sec.**
- E4 Response: **4**
Average Response Time: **3 min. 51 sec.**

Standbys:

- Carnegie EMS (Station 715) Standby Request: **20**
Calls Given to Station 715 in Crafton: **8**
- Robinson EMS (Station 810) Standby Request: **1**
Calls Given to Station 810 in Crafton: **1**
- Ingram EMS (Station 760) Standby Request: **1**
Calls Given to Station 760 in Crafton: **1**
- Average Response Time for Mutual Aid Services: **8 min. 11 sec.**

- NorthWest EMS Requested to Standby: **12**
Calls Taken for Station 810: **1**
Calls Taken for Station 715: **7**

Crafton Borough EMS Report Notes

April 2016

All numbers for this report from Allegheny County 911 CAD system.

NFPA compliance target **achieved** for serious calls: E-0: **100%**

NFPA compliance target **NOT** achieved for serious calls: E-1: **89%**

NFPA compliance target **achieved** for serious calls: E-0 + E-1: **91%**

Mutual aid responses are included in the calculations.

Mutual aid responses are shaded on the spreadsheet.

NWEMS used mutual aid **10** times in April.

Average mutual aid response time: **8 min. 11 sec.** for Carnegie (Station 715).

Average mutual aid response time: **15 min 33 sec.** for Robinson EMS (Station 810).

Average mutual aid response time: **N/A** (cancelled enroute) for Ingram EMS (Station 760).

We continue to attempt to minimize our use of mutual aid, as response times are significantly better when a NWEMS truck is responding. Generally speaking, this is because we move a truck close to the Borough when the truck assigned to the Crafton station goes out on a call. We encourage our mutual aid services to do the same, but we have little control over their operations and as such they may elect to respond from their station. With this in mind, as mentioned last month, we have increased our staffing by two crews as follows:

- Ben Avon Station: 1 crew 9a-9p/Mon-Sat.
- McKees Rocks Station: 1 crew 7a-11p/365.

These crews are BLS crews, consisting of two emergency medical technicians. EMTs can perform life-saving treatment such as: ventilate a non-breathing patient, perform CPR, defibrillate, administer naloxone for opioid overdoses, administer epinephrine for allergic reactions, administer glucose, control bleeding, splint fractures, and perform emergency childbirth. In the event a BLS crew is closest to the Borough when an emergency call comes in, one of them may respond to that call. A paramedic **will also** be sent for all high priority (E0, E1, and E2) calls, and if available to E3 and E4 calls as well. If a paramedic is not available, mutual aid will be called to assist the BLS crew.

NorthWest EMS has always had at least 5 ALS crews on duty **at all times** to cover our service areas, and that has not changed. The additional BLS crews are fully capable of performing lifesaving treatment until the paramedic arrives on scene to assist, and thus this is an *enhancement* to the level of care we provide.

Finally, 17 calls (22%) occurred between the hours of 11 pm and 7 am, demonstrating the need for 24 hour coverage in the Borough.

Submitted by: George Dudash III 412-779-1927 gdudash@northwestems.net

Crafton Volunteer Fire Department
8 Stotz Avenue – Pittsburgh, Pennsylvania 15205
412-875-0022 – Station 412-875-0021 Station Fax

TO: Ann Scott – Crafton Borough Manager
FROM: Mike Crown, Fire Chief
DATE: May 17, 2016
RE: **April 2016 Monthly Report**

The Crafton Volunteer Fire Department responded to 31 requests for assistance for the month of April 2016. They are as follows:

MAJOR INCIDENT TYPE	# INCIDENTS
Fires	4
Rescue & Emergency Medical Service	18
Hazardous Condition (No Fire)	5
Good Intent Call	2
False Alarm & False Call	2
TOTAL	31

In addition to these incidents the Crafton Volunteer Fire Department has been actively training in Basic Vehicle Rescue and Special Vehicle Rescue. Additionally we have had members complete their NFPA Professional Designation as Firefighter I and II. We had a member also complete his professional designation as a NFPA Driver Operator.

Total man hours spend on Fire Related activities was 478.28 hours for the month.

Building Inspection Report

April 2016

April Reports Received

(Attached)

Building Inspection Underwriters

Allegheny County R/E Transfer

Certificates & Permits Issued

(April 2016)

Rental Inspection Certificates Issued	9
Zoning Use/Occupancy Certificates Issued	14
Building/Zoning Permits Issued	8

ORDINANCE ENFORCEMENT MONTHLY CODE VIOLATION REPORT

APRIL 2016

DATE	ADDRESS	#	NAME	COMPLAINT
4/4/16	S. GRANDVIEW			PARKING IN FRONT YARD. NOTICE SENT.
	S. GRANDVIEW			PARKING IN FRONT YARD. NOTICE SENT.
	WOODLAWN			GARBAGE IN YARD. NOTICE SENT.
	N. EMILY			SIDEWALL IS FALLING DOWN. NOTICE SENT.
	N. LINWOOD			DOG WASTE ALONG SIDEWALK. NOTICE SENT.
4/11/16	OREGON			TRASH OUT EARLY. NOTICE SENT.
	UNION			JUNK CAR. NOTICE SENT.
4/13/16	UNDERHILL			GARBAGE IN FRONT YARD. NOTICE SENT.
	UNDERHILL			FRONT STAIRS IN BAD SHAPE. NOTICE SENT.
4/18/16	HAWTHORNE			STRAY CATS. NOTICE SENT.
4/25/16	MUELLER			HIGH GRASS. NOTICE SENT.
	HALDANE			HIGH GRASS. NOTICE SENT.
	MIDDLE			JUNK CARS. NOTICE SENT.
	MIDDLE			GARBAGE IN YARD. NOTICE SENT
	MIDDLE			BOAT IN YARD. NOTICE SENT.
	CREIGHTON			SIDEWALK IS BAD. NOTICE SENT.
	E. CRAFTON			HIGH GRASS. NOTICE SENT.
	E. CRAFTON			RENTAL PERMIT. NOTICE SENT.
	RICHMOND			HIGH GRASS. NOTICE SENT.
	RICHMOND			REFRIGERATOR IN YARD. NOTICE SENT.
	N. EMILY			RENTAL PERMIT. NOTICE SENT.
	N. EMILY			RENTAL PERMIT. NOTICE SENT.
	N. EMILY			PARKING IN FRONT YARD. NOTICE SENT.
4/26/16	BRADFORD			GRASS IN STREET. NOTICE SENT.
	LINWOOD			SIDEWALK IS BAD. NOTICE SENT.
	LINWOOD			SIDEWALK IS BAD. NOTICE SENT.
	LINWOOD			SIDEWALK IS BAD. NOTICE SENT
	MONTANA			BAMBOO GROWING IN LOT. NOTICE SENT.

PUBLIC WORKS / PARKS OPERATIONS REPORT
Council Meeting
May 23, 2016

Crew report 4-22-16 thru 05-23-16.

- **One Call** responses at various locations
- **Litter Can maintenance**-weekly.
- **Catch Basin Repair**- Belvidere
- **Catch Basin Cleaning**- Rebecca and Broadhead (4) Emerson and Crafton Blvd (1) Crafton Blvd and Hawthorne (3) Crafton Blvd and Crafton Elementary (2)
- **Traffic monitoring device** removal/installation -Crafton Blvd. (lower)/Afton
- **Equipment repair and maintenance**-Tiger, Sweeper, all trucks
- **Park maintenance**- Cut all parks and Facilities 4 times. Field Maintenance, Playground inspections
- **Chipper Service**- Union, Parke, Barr, Bell, Willard
- **Facility Maintenance**- Install roofs all park shelters, Clean Pool area;, acid wash pool gutters, concrete repairs to decking and walls pool area, mechanical plumbing repairs and service at pool
- **Compost Site**- Windrow Maintenance
- **Tree Mulching watering**-Main Park area
- **Chip/Mulch**- Delivered 17 yards of wood chips, 20 yards of compost.
- **Street Sweeping Program**- 227 miles swept
- **Debris removal**- (In Progress)Public Works facility

Admin.

Meet with DEP Allegheny County Health regarding compost site and 902 Grant application.

Regular meetings with manager to discuss issues regarding DPW.

Field inspections street openings Noble-Pa American; Morton- Johnston Street, (Peoples Gas).

Managing day to operations/administration for Public Works and Parks maintenance and repairs. Respond to constituents request for information and service.

Order supplies and material.

Programmed downloaded data from Traffic Logix Speed monitoring device. Used data to generate Traffic reports.

Routine Field investigations, routine paperwork.