
MONTHLY REPORTS

APRIL 2017

FOR PUBLIC INSPECTION

BOROUGH OF CRAFTON
TREASURER'S REPORT
April 30, 2017

DEMAND DEPOSITS

| | | |
|-------------------------------|--------------|---------------------|
| Balance to General Fund | 491,364.11 | |
| Total Receipts | 1,137,201.48 | |
| Subtotal | 1,628,565.59 | |
| Total Disbursements | (300,922.31) | |
| General Fund | | 1,327,643.28 |
| Payroll Account | | 5,536.99 |
| Alcosan | | 874.48 |
| Capital Projects Reserve Fund | | 52,445.06 |
| Fire Equipment Fund | | 1,187.57 |
| Road Tax Fund | | 390,970.15 |
| Insurance Escrow | | 1.00 |
| Med Saver | | 1,355.58 |
| Crafton Celebrates | | 11,876.17 |
| Planning Commission | | 200.00 |
| | | |
| Total Demand Deposits | | 1,792,090.28 |

INVESTMENTS

| | | |
|---|--|---------------------|
| Pennsylvania Local Government Trust General Fund | | 776,135.04 |
| Pennsylvania Local Government Trust Sewer Account | | 1,151,556.28 |
| Pennsylvania Local Government Trust Highway Aid | | 175,938.43 |
| PNC DB Trust Police Pension | | 4,203,040.22 |
| PNC DB Trust Employee Pension | | 1,290,358.32 |
| | | |
| Total Investments | | 7,597,028.29 |

TOTAL DEMAND DEPOSITS AND INVESTMENT ACCOUNTS

9,389,118.57

Annette M. Lherbier, Treasurer

**BOROUGH OF CRAFTON
GENERAL FUND FINANCIAL REPORT**

January 1, 2017 to April 30, 2017

| | <u>Jan - Apr 17</u> | <u>Budget</u> | <u>\$ Over Bud...</u> | <u>% of B...</u> |
|---|---------------------|---------------------|-----------------------|------------------|
| Income | | | | |
| 301 · Real Estate Taxes | | | | |
| 301.10 · Real Estate - Current | 905,775.15 | 1,380,000.00 | -474,224.85 | 65.6% |
| 301.20 · R.E. Tax - Prior Year | 2,441.65 | 7,000.00 | -4,558.35 | 34.9% |
| 301.30 · Road Tax Interfund Trf | 242,404.05 | 0.00 | 242,404.05 | 100.0% |
| 301.31 · Road Tax Refunds | 0.00 | 0.00 | 0.00 | 0.0% |
| 301.35 · Road - Pen / Interest-Transfer | 283.43 | 0.00 | 283.43 | 100.0% |
| 301.50 · R.E. Tax - Delinq.-Leined | 20,267.87 | 55,000.00 | -34,732.13 | 36.9% |
| Total 301 · Real Estate Taxes | 1,171,172.15 | 1,442,000.00 | -270,827.85 | 81.2% |
| 310 · Act 511 Taxes | | | | |
| 310.10 · Real Estate Transfer | 25,551.24 | 55,000.00 | -29,448.76 | 46.5% |
| 310.21 · EIT - Current | 30,991.45 | 525,000.00 | -494,008.55 | 5.9% |
| 310.22 · EIT - Prior | 203,410.97 | 250,000.00 | -46,589.03 | 81.4% |
| 310.23 · EIT - Delinquent | 13,019.13 | | | |
| 310.31 · Mercantile - Current | 32,212.17 | 100,000.00 | -67,787.83 | 32.2% |
| 310.36 · Business Priviledge - Current | 10,569.15 | 56,000.00 | -45,430.85 | 18.9% |
| 310.51 · LST-OccTaX - Current | 14,267.04 | 45,000.00 | -30,732.96 | 31.7% |
| Total 310 · Act 511 Taxes | 330,021.15 | 1,031,000.00 | -700,978.85 | 32.0% |
| 319 · Penalty/Interest | | | | |
| 319.01 · P/I Real Estate Taxes | 362.44 | 5,000.00 | -4,637.56 | 7.2% |
| 319.02 · P/I - R/E Taxes - Delinq. | 13,059.15 | 25,000.00 | -11,940.85 | 52.2% |
| 319.12 · P/I EIT | 23.70 | 8,000.00 | -7,976.30 | 0.3% |
| 319.122 · P/I EIT - Delinq. | 1,505.49 | | | |
| 319.13 · P/I Mercantile | 269.00 | 250.00 | 19.00 | 107.6% |
| 319.15 · P/I LST- OPT | 0.00 | 0.00 | 0.00 | 0.0% |
| 319.18 · P/I Business Priviledge | 13.64 | 500.00 | -486.36 | 2.7% |
| 319.20 · Magistrate/Other | 42.75 | 1,000.00 | -957.25 | 4.3% |
| 319.30 · P/I - Garbage Collection | 571.57 | 15,000.00 | -14,428.43 | 3.8% |
| 319.302 · P/I - Garbage - Delinq. | 12,147.74 | | | |
| Total 319 · Penalty/Interest | 27,995.48 | 54,750.00 | -26,754.52 | 51.1% |
| 321 · Licenses & Permits | | | | |
| 321.61 · Soliciting Permits | 1,210.00 | 250.00 | 960.00 | 484.0% |
| 321.75 · Mechanical Devices | 2,850.00 | 3,000.00 | -150.00 | 95.0% |
| 321.80 · Cable Franchise Fees | 28,604.81 | 112,000.00 | -83,395.19 | 25.5% |
| 321.90 · Business Licenses | 680.00 | 2,500.00 | -1,820.00 | 27.2% |
| 322.80 · Street Openings | 875.00 | 8,000.00 | -7,125.00 | 10.9% |
| 322.81 · Pole Permits | 0.00 | 0.00 | 0.00 | 0.0% |
| 322.83 · Truck Parking Permits | 10.00 | 100.00 | -90.00 | 10.0% |
| Total 321 · Licenses & Permits | 34,229.81 | 125,850.00 | -91,620.19 | 27.2% |
| 331 · Fines & Forfeits | | | | |
| 331.13 · Fines-Magistrate/County | 10,142.41 | 40,000.00 | -29,857.59 | 25.4% |
| 331.14 · M/Veh Violations/State Police | 240.00 | 4,000.00 | -3,760.00 | 6.0% |
| Total 331 · Fines & Forfeits | 10,382.41 | 44,000.00 | -33,617.59 | 23.6% |
| 341 · Interest Earnings | | | | |
| 341.01 · Income on Investments | 1,403.08 | 1,000.00 | 403.08 | 140.3% |
| 342.00 · Rental Income | 6,330.09 | 25,000.00 | -18,669.91 | 25.3% |
| Total 341 · Interest Earnings | 7,733.17 | 26,000.00 | -18,266.83 | 29.7% |

**BOROUGH OF CRAFTON
GENERAL FUND FINANCIAL REPORT**

January 1, 2017 to April 30, 2017

| | Jan - Apr 17 | Budget | \$ Over Bud... | % of B... |
|--|-------------------|-------------------|--------------------|-----------------|
| 354 · Grant Proceeds | | | | |
| 354.15 · Act 101 Recycling Grant | 0.00 | 4,000.00 | -4,000.00 | 0.0% |
| 354.20 · Miscellaneous Grants | 73,692.00 | 0.00 | 73,692.00 | 100.0% |
| 354.25 · DCNR-Parks, Rec Study | 0.00 | 0.00 | 0.00 | 0.0% |
| 354.26 · DCNR-Parks, Rec Dev | 0.00 | 0.00 | 0.00 | 0.0% |
| Total 354 · Grant Proceeds | 73,692.00 | 4,000.00 | 69,692.00 | 1,842.3% |
| 355 · State Entitlements | | | | |
| 355.01 · PURTA | 0.00 | 3,500.00 | -3,500.00 | 0.0% |
| 355.04 · Liquor Licenses | 0.00 | 1,000.00 | -1,000.00 | 0.0% |
| 355.05 · Pension State Aid | 0.00 | 112,000.00 | -112,000.00 | 0.0% |
| 355.07 · Foreign Fire Fund | 0.00 | 31,000.00 | -31,000.00 | 0.0% |
| 355.09 · Act 13 Impact Fee | 0.00 | 700.00 | -700.00 | 0.0% |
| 357.01 · 1% Sales Tax | 70,289.43 | 220,000.00 | -149,710.57 | 31.9% |
| Total 355 · State Entitlements | 70,289.43 | 368,200.00 | -297,910.57 | 19.1% |
| 358 · Intergov. Contract Services | | | | |
| 358.10 · Police Services-Thornburg | 30,889.52 | 95,500.00 | -64,610.48 | 32.3% |
| 358.11 · Fire Protection Services | 2,833.36 | 8,500.00 | -5,666.64 | 33.3% |
| 358.12 · Reimb. VehExp-Code Official | 0.00 | 1,000.00 | -1,000.00 | 0.0% |
| Total 358 · Intergov. Contract Services | 33,722.88 | 105,000.00 | -71,277.12 | 32.1% |
| 360 · Charges For Service | | | | |
| 360.03 · Lein Letters | 0.00 | 0.00 | 0.00 | 0.0% |
| 361.00 · Jordan-Trash Billing Fee | 7,855.00 | 8,000.00 | -145.00 | 98.2% |
| 361.31 · Subdivision Fees | 0.00 | 0.00 | 0.00 | 0.0% |
| 361.33 · Conditional Use Hearing Fees | 0.00 | 0.00 | 0.00 | 0.0% |
| 361.34 · Zoning Hearing Board Fees | 500.00 | 1,000.00 | -500.00 | 50.0% |
| 361.35 · Planning Fees | 0.00 | 0.00 | 0.00 | 0.0% |
| 361.51 · Sale of Maps | 0.00 | 0.00 | 0.00 | 0.0% |
| 361.70 · Police Application Fees | 0.00 | 1,000.00 | -1,000.00 | 0.0% |
| 361.71 · Copies/Sale of Maps | 0.00 | 0.00 | 0.00 | 0.0% |
| 362.11 · Sale of Accident Reports | 645.00 | 1,500.00 | -855.00 | 43.0% |
| 362.13 · Carlynton School/Act 511 | 0.00 | 0.00 | 0.00 | 0.0% |
| 362.141 · Crossing Guard Reimb. | 18,205.76 | 40,000.00 | -21,794.24 | 45.5% |
| 362.41 · Bldg./Elec. Permit Fees | 2,434.50 | 9,000.00 | -6,565.50 | 27.1% |
| 362.48 · Rental Inspection Fee | 2,880.00 | 4,000.00 | -1,120.00 | 72.0% |
| 362.50 · Zoning Use Permits | 2,510.00 | 3,000.00 | -490.00 | 83.7% |
| 362.51 · Occupancy Permits | 3,870.00 | 6,000.00 | -2,130.00 | 64.5% |
| 362.55 · Other Permits Code Enforce | 190.00 | 0.00 | 190.00 | 100.0% |
| 363.51 · PennDot Snow Removal | 0.00 | 7,000.00 | -7,000.00 | 0.0% |
| Total 360 · Charges For Service | 39,090.26 | 80,500.00 | -41,409.74 | 48.6% |
| 364 · Sanitation - Garbage Collection | | | | |
| 364.30 · Current Garbage Collection Fee | 399,744.49 | 470,000.00 | -70,255.51 | 85.1% |
| 364.35 · Garbage Collection - Delinq. | 55,389.46 | 50,000.00 | 5,389.46 | 110.8% |
| Total 364 · Sanitation - Garbage Collection | 455,133.95 | 520,000.00 | -64,866.05 | 87.5% |

BOROUGH OF CRAFTON GENERAL FUND FINANCIAL REPORT

January 1, 2017 to April 30, 2017

| | Jan - Apr 17 | Budget | \$ Over Bud... | % of B... |
|--|-------------------|-------------------|-------------------|---------------|
| 367 · Recreation Fees | | | | |
| 367.10 · Minature Golf Pay to Play | 0.00 | 0.00 | 0.00 | 0.0% |
| 367.20 · Pool Passes | 240.00 | 30,000.00 | -29,760.00 | 0.8% |
| 367.21 · Pool General Admission | 0.00 | 35,000.00 | -35,000.00 | 0.0% |
| 367.22 · Swimming Lessons | 0.00 | 4,000.00 | -4,000.00 | 0.0% |
| 367.23 · Pool Rentals | 0.00 | 4,000.00 | -4,000.00 | 0.0% |
| 367.24 · AquaRobics | 0.00 | 250.00 | -250.00 | 0.0% |
| 367.25 · Chair Rentals-Locks | 0.00 | 1,000.00 | -1,000.00 | 0.0% |
| 367.26 · Lifeguard Class Fee | 0.00 | 0.00 | 0.00 | 0.0% |
| 367.30 · Sale of Wood Chips/Compost | 35.00 | 100.00 | -65.00 | 35.0% |
| 367.31 · Summer Day Camp Fee | 0.00 | 0.00 | 0.00 | 0.0% |
| 367.40 · Pool Concessions | 0.00 | 20,000.00 | -20,000.00 | 0.0% |
| 367.41 · Community Center Rentals | 1,600.00 | 2,000.00 | -400.00 | 80.0% |
| 367.42 · Park Shelter Rentals | 1,525.00 | 3,500.00 | -1,975.00 | 43.6% |
| 367.50 · Senior Dinner-Fees | 539.00 | 2,000.00 | -1,461.00 | 27.0% |
| 367.51 · Rec. Board Activities-Misc. | 0.00 | 0.00 | 0.00 | 0.0% |
| 367.52 · Fundraising-Recreation | 0.00 | 1,500.00 | -1,500.00 | 0.0% |
| Total 367 · Recreation Fees | 3,939.00 | 103,350.00 | -99,411.00 | 3.8% |
| 380 · Misc. Revenues | | | | |
| 380.01 · Refunds on Current Expenditures | 11.17 | 1,000.00 | -988.83 | 1.1% |
| 380.02 · Other | 265.50 | 1,000.00 | -734.50 | 26.6% |
| 380.03 · Insurance Dividends | 48,577.18 | 30,000.00 | 18,577.18 | 161.9% |
| 380.04 · Reimb. Exp-Comp.Plan Ingram | 0.00 | 15,000.00 | -15,000.00 | 0.0% |
| 380.05 · Drug Task Force OT | 3,542.68 | 600.00 | 2,942.68 | 590.4% |
| 380.06 · TCF Collection Commission | 0.00 | 0.00 | 0.00 | 0.0% |
| 380.07 · Eng. Developer Reimb. | 0.00 | 0.00 | 0.00 | 0.0% |
| 380.08 · Solicitor Deve. Reimb | 0.00 | 0.00 | 0.00 | 0.0% |
| 380.12 · Reimbursed-P/D Overtime Details | 428.19 | 0.00 | 428.19 | 100.0% |
| 380.15 · Reimb. from Fire Equip. Fund | 0.00 | 0.00 | 0.00 | 0.0% |
| 380.50 · Military Banner Receipts | 7,570.00 | | | |
| Total 380 · Misc. Revenues | 60,394.72 | 47,600.00 | 12,794.72 | 126.9% |
| 388 · Fiduciary Funds | | | | |
| 388.01 · Police Pension Contribution | 12,688.22 | 35,000.00 | -22,311.78 | 36.3% |
| Total 388 · Fiduciary Funds | 12,688.22 | 35,000.00 | -22,311.78 | 36.3% |
| 390 · Other Financing Sources | | | | |
| 391.10 · Sale of Fixed Assets | 0.00 | 0.00 | 0.00 | 0.0% |
| 391.20 · Compensation of Fixed Assets | 1,561.15 | 5,000.00 | -3,438.85 | 31.2% |
| Total 390 · Other Financing Sources | 1,561.15 | 5,000.00 | -3,438.85 | 31.2% |
| 392 · Interfund Transfers | | | | |
| 392.84 · Trf from Cap. Reserve Fund | 0.00 | 0.00 | 0.00 | 0.0% |
| 392.85 · Trf From Highway Aid | 168,031.07 | 165,000.00 | 3,031.07 | 101.8% |
| 392.86 · Trf From Sewer Account | 0.00 | 0.00 | 0.00 | 0.0% |
| 392.88 · Trf from Road Tax Fund | -144.84 | 0.00 | -144.84 | 100.0% |
| 392.92 · Trfr to Highway Aid Plgit | 0.00 | 0.00 | 0.00 | 0.0% |
| 392.93 · Transfer In - Capital Projects | 0.00 | 0.00 | 0.00 | 0.0% |
| Total 392 · Interfund Transfers | 167,886.23 | 165,000.00 | 2,886.23 | 101.7% |
| 393 · General Obligation Note | | | | |
| 393.12 · PNC-Duncan Settlement | 0.00 | 0.00 | 0.00 | 0.0% |
| Total 393 · General Obligation Note | 0.00 | 0.00 | 0.00 | 0.0% |

BOROUGH OF CRAFTON GENERAL FUND FINANCIAL REPORT

January 1, 2017 to April 30, 2017

| | Jan - Apr 17 | Budget | \$ Over Bud... | % of B... |
|---|---------------------|---------------------|----------------------|--------------|
| 394 · Proceeds From TRAN | | | | |
| 394.10 · TRAN | 0.00 | 0.00 | 0.00 | 0.0% |
| Total 394 · Proceeds From TRAN | 0.00 | 0.00 | 0.00 | 0.0% |
| 395 · Refunds of Prior Years | | | | |
| 395.02 · Gasoline Tax Refund | 0.00 | 1,000.00 | -1,000.00 | 0.0% |
| 395.04 · Other | 0.00 | 0.00 | 0.00 | 0.0% |
| 399.00 · Sinking Fund Carryover | 0.00 | 130,750.00 | -130,750.00 | 0.0% |
| Total 395 · Refunds of Prior Years | 0.00 | 131,750.00 | -131,750.00 | 0.0% |
| Total Income | 2,499,932.01 | 4,289,000.00 | -1,789,067.99 | 58.3% |
| Gross Profit | 2,499,932.01 | 4,289,000.00 | -1,789,067.99 | 58.3% |
| Expense | | | | |
| 400 · Borough Administration | | | | |
| 400.11 · Salary of Council | 2,800.00 | 8,400.00 | -5,600.00 | 33.3% |
| 400.14 · Clerical | 12,843.36 | 36,000.00 | -23,156.64 | 35.7% |
| 400.154 · Health & Accident & STD | 369.00 | 800.00 | -431.00 | 46.1% |
| 400.156 · Hospitalization | 20,141.52 | 60,000.00 | -39,858.48 | 33.6% |
| 400.161 · Social Security | 4,391.26 | 13,000.00 | -8,608.74 | 33.8% |
| 400.162 · Unemployment Compensation | 876.38 | 2,500.00 | -1,623.62 | 35.1% |
| 400.163 · FSA | 151.00 | 1,000.00 | -849.00 | 15.1% |
| 400.164 · HRA | 1,200.10 | 2,000.00 | -799.90 | 60.0% |
| 400.21 · Office Supplies/Postage | 1,499.72 | 3,500.00 | -2,000.28 | 42.8% |
| 400.22 · Newsletter-Printing/Postage | 306.32 | 1,000.00 | -693.68 | 30.6% |
| 400.26 · Minor Equipment | 125.00 | 750.00 | -625.00 | 16.7% |
| 400.30 · Computer HW/SW Maint | 0.00 | 1,000.00 | -1,000.00 | 0.0% |
| 400.32 · Communications | 1,291.63 | 4,500.00 | -3,208.37 | 28.7% |
| 400.33 · Travel Expense | 0.00 | 500.00 | -500.00 | 0.0% |
| 400.34 · Advertising | 471.30 | 2,000.00 | -1,528.70 | 23.6% |
| 400.35 · Bonds | 951.00 | 1,000.00 | -49.00 | 95.1% |
| 400.354 · Worker's Compensation | 221.00 | 1,000.00 | -779.00 | 22.1% |
| 400.356 · Drug & Alcohol Testing | 47.38 | 500.00 | -452.62 | 9.5% |
| 400.37 · Maint. & Repairs Equipment | 1,123.87 | 3,000.00 | -1,876.13 | 37.5% |
| 400.38 · Postage Meter Rental | 144.00 | 750.00 | -606.00 | 19.2% |
| 400.39 · Equipmt. Lease - Copier | 2,676.00 | 7,000.00 | -4,324.00 | 38.2% |
| 400.42 · Council Meeting Expenses | 213.62 | 1,000.00 | -786.38 | 21.4% |
| 400.43 · Subscriptions-Dues | 613.00 | 1,500.00 | -887.00 | 40.9% |
| 400.45 · Payroll Contract | 2,357.12 | 6,500.00 | -4,142.88 | 36.3% |
| 400.74 · Major Equipment | 0.00 | 1,000.00 | -1,000.00 | 0.0% |
| 401.11 · Mayor - Salary | 600.00 | 1,800.00 | -1,200.00 | 33.3% |
| 401.42 · Mayor - Membershp Dues/Semi... | 0.00 | 200.00 | -200.00 | 0.0% |
| 402.11 · Auditing - Professional Auditor | 9,500.00 | 12,500.00 | -3,000.00 | 76.0% |
| 402.12 · Salary - Treasurer | 1,000.00 | 2,700.00 | -1,700.00 | 37.0% |
| 404.31 · Solicitor Expenses | 7,968.41 | 35,000.00 | -27,031.59 | 22.8% |
| 404.32 · Legal-Litigation | 0.00 | 1,000.00 | -1,000.00 | 0.0% |
| 404.331 · Morg.-Stan. Litig. | 0.00 | 0.00 | 0.00 | 0.0% |
| 404.332 · Labor Counsel | 0.00 | 2,000.00 | -2,000.00 | 0.0% |
| 405.12 · Salary - Admin. Assistant | 13,200.00 | 40,000.00 | -26,800.00 | 33.0% |
| 405.13 · Salary - Manager | 28,966.64 | 86,900.00 | -57,933.36 | 33.3% |
| 406.46 · Training Seminars | 5,337.00 | 5,000.00 | 337.00 | 106.7% |
| 407.32 · IT Expenses | 2,157.50 | 5,000.00 | -2,842.50 | 43.2% |
| 408.31 · Engineer Retainer | 0.00 | 1,200.00 | -1,200.00 | 0.0% |
| Total 400 · Borough Administration | 123,543.13 | 353,500.00 | -229,956.87 | 34.9% |

BOROUGH OF CRAFTON GENERAL FUND FINANCIAL REPORT

January 1, 2017 to April 30, 2017

| | Jan - Apr 17 | Budget | \$ Over Bud... | % of B... |
|--|------------------|------------------|-------------------|--------------|
| 403 · Tax Collection | | | | |
| 403.11 · Salary - Property Tax Collector | 160.00 | 500.00 | -340.00 | 32.0% |
| 403.351 · Bonds - Prop.Tax Collector | 0.00 | 400.00 | -400.00 | 0.0% |
| 403.46 · Jordan-Liens-Revivals-SherSales | 10,762.00 | 10,000.00 | 762.00 | 107.6% |
| 403.461 · Jordan Tax - TCF Fees | 13,462.31 | 16,000.00 | -2,537.69 | 84.1% |
| 403.462 · Jordan Tax - R/E Tax Collec Fee | 0.00 | 7,500.00 | -7,500.00 | 0.0% |
| 403.463 · Jordan Tax-Prior R/E Tax Fee | 7,611.00 | 17,000.00 | -9,389.00 | 44.8% |
| 403.47 · Jordan Act 511 Fees | 2,765.85 | 10,000.00 | -7,234.15 | 27.7% |
| 403.48 · Jordan-Act 32 SWTax District | 4,342.01 | 15,000.00 | -10,657.99 | 28.9% |
| 403.76 · Rad Tax Payment | 440.06 | 1,500.00 | -1,059.94 | 29.3% |
| 491.02 · RE Tax Refund - Prior | 2,360.45 | 2,000.00 | 360.45 | 118.0% |
| 491.03 · Refunds - LST | 574.58 | 500.00 | 74.58 | 114.9% |
| 491.06 · Refunds - Trash Collection | 0.00 | 500.00 | -500.00 | 0.0% |
| Total 403 · Tax Collection | 42,478.26 | 80,900.00 | -38,421.74 | 52.5% |
| 409 · Municipal Properties | | | | |
| 409.21 · Maintenance Supplies | 832.00 | 1,500.00 | -668.00 | 55.5% |
| 409.26 · Minor Equipment | 0.00 | 500.00 | -500.00 | 0.0% |
| 409.36 · Utilities | 8,550.13 | 20,000.00 | -11,449.87 | 42.8% |
| 409.361 · Utilities - District Magistrate | 2,365.71 | 6,000.00 | -3,634.29 | 39.4% |
| 409.37 · Repairs/Maintenance | 8,365.90 | 15,000.00 | -6,634.10 | 55.8% |
| 409.371 · Repairs/Maint- Dist. Magistrate | 215.99 | 2,500.00 | -2,284.01 | 8.6% |
| 409.45 · Contracts - Custodian/Mats | 3,729.24 | 9,000.00 | -5,270.76 | 41.4% |
| 409.50 · Municipal Prop. Misc. | 2,095.00 | 1,500.00 | 595.00 | 139.7% |
| 409.71 · Cap Improvements - Dist. Magist | 0.00 | 1,000.00 | -1,000.00 | 0.0% |
| 409.76 · Refunds - Community Center | 0.00 | 100.00 | -100.00 | 0.0% |
| Total 409 · Municipal Properties | 26,153.97 | 57,100.00 | -30,946.03 | 45.8% |
| 410 · Police Services | | | | |
| 410.12 · Salaries - Police Officers | 199,992.22 | 597,000.00 | -397,007.78 | 33.5% |
| 410.121 · Salary - Chief | 30,648.64 | 92,000.00 | -61,351.36 | 33.3% |
| 410.13 · Longevity - Police | 1,250.00 | 4,500.00 | -3,250.00 | 27.8% |
| 410.14 · Salary - Police Secretary | 9,760.80 | 33,500.00 | -23,739.20 | 29.1% |
| 410.154 · Health & Accident & STD | 1,297.80 | 4,000.00 | -2,702.20 | 32.4% |
| 410.156 · Hospitalization | 35,353.68 | 130,000.00 | -94,646.32 | 27.2% |
| 410.161 · Social Security | 23,175.61 | 69,000.00 | -45,824.39 | 33.6% |
| 410.162 · Unemployment Compensation | 4,188.43 | 8,000.00 | -3,811.57 | 52.4% |
| 410.163 · FSA | 1,595.57 | 4,500.00 | -2,904.43 | 35.5% |
| 410.164 · HRA | 1,196.59 | 6,000.00 | -4,803.41 | 19.9% |
| 410.18 · Wages - Crossing Guards | 32,876.00 | 81,000.00 | -48,124.00 | 40.6% |
| 410.181 · Wages - Jail Guards | 95.00 | 1,000.00 | -905.00 | 9.5% |
| 410.19 · O.T. Police (see 380.12 Reimb.) | 12,924.71 | 20,000.00 | -7,075.29 | 64.6% |
| 410.191 · Court /School - Reimb Expenses | 1,316.99 | 2,000.00 | -683.01 | 65.8% |
| 410.192 · Court Overtime | 4,895.11 | 40,000.00 | -35,104.89 | 12.2% |
| 410.193 · DANET O.T. (See 380.05 offset) | 2,725.39 | 5,000.00 | -2,274.61 | 54.5% |
| 410.21 · Office Supplies/Postage | 775.27 | 3,000.00 | -2,224.73 | 25.8% |
| 410.22 · Ammunition | 0.00 | 1,500.00 | -1,500.00 | 0.0% |
| 410.23 · Uniform Allowance | 1,288.59 | 7,700.00 | -6,411.41 | 16.7% |
| 410.232 · Uniform Allowance - Crossing ... | 0.00 | 1,250.00 | -1,250.00 | 0.0% |
| 410.24 · Fuel Expense | 2,357.27 | 13,000.00 | -10,642.73 | 18.1% |
| 410.25 · Maintenance Equip.-Supplies | 10.99 | 3,500.00 | -3,489.01 | 0.3% |
| 410.26 · Minor Equipment | 125.00 | 5,000.00 | -4,875.00 | 2.5% |
| 410.32 · Communications | 2,781.93 | 12,000.00 | -9,218.07 | 23.2% |
| 410.321 · IT Expense | 2,249.00 | 5,000.00 | -2,751.00 | 45.0% |
| 410.354 · Worker's Compensation | 13,441.68 | 43,000.00 | -29,558.32 | 31.3% |
| 410.355 · Worker's Comp.-School Guards | 2,119.60 | 6,500.00 | -4,380.40 | 32.6% |
| 410.37 · Vehicle Maintenance | 712.54 | 10,000.00 | -9,287.46 | 7.1% |
| 410.42 · Dues Police Chief | 814.00 | 900.00 | -86.00 | 90.4% |

BOROUGH OF CRAFTON GENERAL FUND FINANCIAL REPORT

January 1, 2017 to April 30, 2017

| | Jan - Apr 17 | Budget | \$ Over Bud... | % of B... |
|---|-------------------|---------------------|--------------------|--------------|
| 410.421 · Dues - Police Officers | 0.00 | 700.00 | -700.00 | 0.0% |
| 410.45 · Animal Control | 1,245.00 | 4,800.00 | -3,555.00 | 25.9% |
| 410.53 · Civil Service Commission | 47.00 | 2,500.00 | -2,453.00 | 1.9% |
| 410.74 · Capital Outlay | 0.00 | 36,000.00 | -36,000.00 | 0.0% |
| 410.75 · Training - Police Officers | 1,776.18 | 8,000.00 | -6,223.82 | 22.2% |
| 410.751 · Training - Police Chief | 50.00 | 1,500.00 | -1,450.00 | 3.3% |
| 410.76 · Computer Expense | 2,396.00 | 6,000.00 | -3,604.00 | 39.9% |
| 410.77 · Video Recording Devices | 0.00 | 8,000.00 | -8,000.00 | 0.0% |
| Total 410 · Police Services | 395,482.59 | 1,277,350.00 | -881,867.41 | 31.0% |
| 411 · Fire Protection | | | | |
| 411.10 · Physicals-Annual CVFD | 0.00 | 6,000.00 | -6,000.00 | 0.0% |
| 411.22 · Operating Supplies | 799.57 | 2,500.00 | -1,700.43 | 32.0% |
| 411.23 · Minor Equip. Repair | 300.60 | 5,000.00 | -4,699.40 | 6.0% |
| 411.231 · Minor Equip. Purchase | 0.00 | 5,000.00 | -5,000.00 | 0.0% |
| 411.24 · Fuel, Oil | 1,176.77 | 4,500.00 | -3,323.23 | 26.2% |
| 411.32 · Communications | 1,417.39 | 6,000.00 | -4,582.61 | 23.6% |
| 411.354 · Worker's Compensation | 5,332.00 | 18,000.00 | -12,668.00 | 29.6% |
| 411.37 · Vehicle Maintenance | 3,455.91 | 10,000.00 | -6,544.09 | 34.6% |
| 411.38 · Hydrant Rental | 7,901.45 | 23,250.00 | -15,348.55 | 34.0% |
| 411.45 · Equip. Inspection & Testing | 3,577.81 | 5,500.00 | -1,922.19 | 65.1% |
| 411.53 · Annual Contribution | 13,333.32 | 40,000.00 | -26,666.68 | 33.3% |
| 411.70 · Major Equipment | 604.79 | 20,300.00 | -19,695.21 | 3.0% |
| 411.75 · Building Fund - Utilities | 0.00 | 0.00 | 0.00 | 0.0% |
| 411.90 · Trf to Major Equipment Fund | 0.00 | 37,400.00 | -37,400.00 | 0.0% |
| 411.901 · Trf to Minor Equipment Fund | 0.00 | 22,000.00 | -22,000.00 | 0.0% |
| Total 411 · Fire Protection | 37,899.61 | 205,450.00 | -167,550.39 | 18.4% |
| 413 · Building Inspection | | | | |
| 413.12 · Salary - Fire Marshal | 0.00 | 500.00 | -500.00 | 0.0% |
| 413.13 · Salary - Ordinance Officer | 1,600.00 | 13,000.00 | -11,400.00 | 12.3% |
| 413.14 · Zoning inspections | 4,255.00 | 8,500.00 | -4,245.00 | 50.1% |
| 413.15 · Training & Education | 0.00 | 500.00 | -500.00 | 0.0% |
| 413.161 · Social Security | 122.40 | 800.00 | -677.60 | 15.3% |
| 413.162 · Unemployment Compensation | 45.95 | 500.00 | -454.05 | 9.2% |
| 413.21 · Office Supplies | 18.46 | 200.00 | -181.54 | 9.2% |
| 413.24 · Fuel | 65.22 | 1,000.00 | -934.78 | 6.5% |
| 413.32 · Communic/Internet - Ord. Offcr | 254.85 | 2,000.00 | -1,745.15 | 12.7% |
| 413.354 · Worker's Compensation | 12.32 | 500.00 | -487.68 | 2.5% |
| 413.37 · Vehicle Repairs | 597.82 | 1,000.00 | -402.18 | 59.8% |
| 413.45 · Demolition-Blight Props | 84.70 | 15,000.00 | -14,915.30 | 0.6% |
| 413.47 · Bldg Permit DCED | 64.00 | 200.00 | -136.00 | 32.0% |
| 414.12 · Bldg Permit-Inspection Fees | 1,205.40 | 12,000.00 | -10,794.60 | 10.0% |
| 414.14 · ZHB - Court Reporter/Sec'y | 140.00 | 500.00 | -360.00 | 28.0% |
| 414.21 · ZHB Office-Adv-Postage | 107.00 | 250.00 | -143.00 | 42.8% |
| 414.31 · ZHB Legal Services | 585.00 | 2,000.00 | -1,415.00 | 29.3% |
| 414.41 · ZHB Fee Refunds | 0.00 | 0.00 | 0.00 | 0.0% |
| 414.46 · Recodify Boro Ordinances | 1,195.00 | 1,500.00 | -305.00 | 79.7% |
| Total 413 · Building Inspection | 10,353.12 | 59,950.00 | -49,596.88 | 17.3% |
| 427 · Refuse - Recycling Removal | | | | |
| 427.10 · Garbage Contract | 148,532.00 | 445,600.00 | -297,068.00 | 33.3% |
| 427.12 · Recycling Contract | 23,744.20 | 71,350.00 | -47,605.80 | 33.3% |
| Total 427 · Refuse - Recycling Removal | 172,276.20 | 516,950.00 | -344,673.80 | 33.3% |

BOROUGH OF CRAFTON GENERAL FUND FINANCIAL REPORT

January 1, 2017 to April 30, 2017

| | Jan - Apr 17 | Budget | \$ Over Bud... | % of B... |
|--|-------------------|-------------------|--------------------|--------------|
| 430 · Public Works Department | | | | |
| 430.10 · Salary - P/W Supervisor | 22,533.36 | 67,600.00 | -45,066.64 | 33.3% |
| 430.14 · Salaries - Full Time Employees | 95,362.24 | 295,000.00 | -199,637.76 | 32.3% |
| 430.15 · Wages - Reg. Overtime Pay | 0.00 | 3,000.00 | -3,000.00 | 0.0% |
| 430.154 · Health & Accident & STD | 856.60 | 2,300.00 | -1,443.40 | 37.2% |
| 430.156 · Hospitalization | 36,507.56 | 105,000.00 | -68,492.44 | 34.8% |
| 430.16 · Wages - Part Time | 0.00 | 1,500.00 | -1,500.00 | 0.0% |
| 430.161 · Social Security | 9,319.09 | 26,000.00 | -16,680.91 | 35.8% |
| 430.162 · Unemployment Compensation | 2,023.10 | 3,500.00 | -1,476.90 | 57.8% |
| 430.163 · FSA | 235.00 | 3,000.00 | -2,765.00 | 7.8% |
| 430.164 · HRA | 4,238.75 | 5,500.00 | -1,261.25 | 77.1% |
| 430.18 · Wages - Seasonal Employment | 2,520.00 | 25,000.00 | -22,480.00 | 10.1% |
| 430.21 · Public Works - Misc. Supplies | 372.13 | 2,000.00 | -1,627.87 | 18.6% |
| 430.23 · Uniforms | 2,911.09 | 6,000.00 | -3,088.91 | 48.5% |
| 430.24 · Fuel | 3,646.63 | 10,000.00 | -6,353.37 | 36.5% |
| 430.25 · Repairs - Maintenance | 2,361.36 | 12,000.00 | -9,638.64 | 19.7% |
| 430.26 · Small Tools | 830.66 | 4,000.00 | -3,169.34 | 20.8% |
| 430.27 · Computer H/W & S/W | 0.00 | 0.00 | 0.00 | 0.0% |
| 430.31 · Engineering Services | 6,165.50 | 55,000.00 | -48,834.50 | 11.2% |
| 430.32 · Communications | 1,179.03 | 3,500.00 | -2,320.97 | 33.7% |
| 430.354 · Worker's Compensation | 9,273.12 | 28,000.00 | -18,726.88 | 33.1% |
| 430.356 · Drug/Alcohol Testing | 0.00 | 500.00 | -500.00 | 0.0% |
| 430.36 · Utilities | 2,543.31 | 7,000.00 | -4,456.69 | 36.3% |
| 430.37 · Vehicle Repairs | 3,766.04 | 10,000.00 | -6,233.96 | 37.7% |
| 430.42 · Licenses, Permits and Training | 371.00 | 1,000.00 | -629.00 | 37.1% |
| 430.74 · Capital Outlay - minor equip | 0.00 | 5,000.00 | -5,000.00 | 0.0% |
| 430.741 · Capital Outlay - truck | 0.00 | 0.00 | 0.00 | 0.0% |
| 430.742 · Pub.Works - Cap. Outlay Equip | 0.00 | 5,000.00 | -5,000.00 | 0.0% |
| 432.14 · Wages - Snow Removal Overtime | 2,276.09 | 10,000.00 | -7,723.91 | 22.8% |
| 432.22 · Anti-Skid Materials | 27,296.75 | 50,000.00 | -22,703.25 | 54.6% |
| 433.22 · Signs & Posts | 1,514.55 | 5,000.00 | -3,485.45 | 30.3% |
| 433.45 · Signals Maintenance | 462.50 | 10,000.00 | -9,537.50 | 4.6% |
| 433.451 · Electricity Signals | 1,805.51 | 4,500.00 | -2,694.49 | 40.1% |
| 434.45 · Street Lighting | 27,162.62 | 90,000.00 | -62,837.38 | 30.2% |
| 435.22 · Material Curbing Supplies | 0.00 | 500.00 | -500.00 | 0.0% |
| 435.245 · Stairs and Sidewalks | 23.97 | 5,000.00 | -4,976.03 | 0.5% |
| 438.22 · Material Roads Supplies | 2,315.11 | 10,000.00 | -7,684.89 | 23.2% |
| 438.38 · Rental Equipment | 193.62 | 1,500.00 | -1,306.38 | 12.9% |
| Total 430 · Public Works Department | 270,066.29 | 872,900.00 | -602,833.71 | 30.9% |
| 452 · Recreation | | | | |
| 452.01 · Social Security | 0.00 | 6,500.00 | -6,500.00 | 0.0% |
| 452.14 · Wages - Pool Personnel | 0.00 | 72,000.00 | -72,000.00 | 0.0% |
| 452.15 · Wages - Pool Concess. | 0.00 | 11,000.00 | -11,000.00 | 0.0% |
| 452.162 · Unemployment Compensation | 29.93 | 1,000.00 | -970.07 | 3.0% |
| 452.20 · Pool Lic., Pmts,Trng, Clrnc | 0.00 | 1,500.00 | -1,500.00 | 0.0% |
| 452.21 · Maintenance Supplies | 0.00 | 2,500.00 | -2,500.00 | 0.0% |
| 452.22 · Pool Filtration | 0.00 | 12,000.00 | -12,000.00 | 0.0% |
| 452.23 · Operating Supplies | 0.00 | 5,000.00 | -5,000.00 | 0.0% |
| 452.25 · Pool Repairs/Maintenance | 764.72 | 2,500.00 | -1,735.28 | 30.6% |
| 452.26 · Pool Minor Equipment | 0.00 | 3,000.00 | -3,000.00 | 0.0% |
| 452.27 · Computer H/W & Internet | 167.85 | 1,000.00 | -832.15 | 16.8% |
| 452.31 · Rec. Comprehens. Plan Services | 0.00 | 0.00 | 0.00 | 0.0% |
| 452.32 · Communications | 182.80 | 500.00 | -317.20 | 36.6% |
| 452.354 · Worker's Compensation | 1,854.68 | 4,000.00 | -2,145.32 | 46.4% |
| 452.36 · Utilities | 674.12 | 12,000.00 | -11,325.88 | 5.6% |
| 452.37 · Pool Bldgs - Rep/Maint | 0.00 | 7,000.00 | -7,000.00 | 0.0% |
| 452.371 · Concession - Rep/Maint/Eq | 670.00 | 4,000.00 | -3,330.00 | 16.8% |

BOROUGH OF CRAFTON GENERAL FUND FINANCIAL REPORT

January 1, 2017 to April 30, 2017

| | Jan - Apr 17 | Budget | \$ Over Bud... | % of B... |
|--|-------------------|-------------------|--------------------|--------------|
| 453.14 · Wages - Mini Golf | 0.00 | 0.00 | 0.00 | 0.0% |
| 453.21 · Supplies - Concession Stand | 0.00 | 15,000.00 | -15,000.00 | 0.0% |
| 453.23 · Sr. Dinner (offset 367.50) | 1,630.97 | 3,500.00 | -1,869.03 | 46.6% |
| 453.49 · Rec. Activities - Expenses | 12.46 | 1,000.00 | -987.54 | 1.2% |
| Total 452 · Recreation | 5,987.53 | 165,000.00 | -159,012.47 | 3.6% |
| 454 · Parks & Shade Trees | | | | |
| 454.25 · Maintenance Supplies | 0.00 | 1,500.00 | -1,500.00 | 0.0% |
| 454.26 · Minor Equipment | 0.00 | 1,000.00 | -1,000.00 | 0.0% |
| 454.36 · Utilities | 1,350.38 | 4,000.00 | -2,649.62 | 33.8% |
| 454.37 · Maintenance - Repairs Services | 1,388.28 | 7,500.00 | -6,111.72 | 18.5% |
| 454.75 · Park Equip.- Cap.Improvements | 0.00 | 5,000.00 | -5,000.00 | 0.0% |
| 454.76 · Refunds - Park Shelters | 0.00 | 100.00 | -100.00 | 0.0% |
| 455.22 · Shade Tree Operating Supplies | 0.00 | 500.00 | -500.00 | 0.0% |
| 455.44 · Shade Tree - Arborist | 0.00 | 3,000.00 | -3,000.00 | 0.0% |
| 455.45 · Tree Maint.- Plantings | 1,160.50 | 5,000.00 | -3,839.50 | 23.2% |
| 455.46 · Boro Gardens | 0.00 | 1,000.00 | -1,000.00 | 0.0% |
| Total 454 · Parks & Shade Trees | 3,899.16 | 28,600.00 | -24,700.84 | 13.6% |
| 456 · Community Services | | | | |
| 456.54 · Library Contributions | 23,333.36 | 70,000.00 | -46,666.64 | 33.3% |
| 458.22 · Comm Ctr Supplies | 0.00 | 250.00 | -250.00 | 0.0% |
| 458.55 · Crafton Performing Arts | 0.00 | 250.00 | -250.00 | 0.0% |
| 458.56 · Borough Tributes | 319.79 | 1,000.00 | -680.21 | 32.0% |
| 458.57 · Misc. Contributions | 0.00 | 200.00 | -200.00 | 0.0% |
| 462.34 · Community Dev/Promotion | 550.00 | 500.00 | 50.00 | 110.0% |
| 462.50 · Military Banner Expenses | 6,051.57 | | | |
| Total 456 · Community Services | 30,254.72 | 72,200.00 | -41,945.28 | 41.9% |
| 471 · Debt Services - Principal | | | | |
| 471.21 · PNC-Duncan Gen Ob Note | 65,138.05 | 257,500.00 | -192,361.95 | 25.3% |
| 471.35 · PNC Lease Agmt. Hvy Eq. | 36,410.73 | 16,500.00 | 19,910.73 | 220.7% |
| Total 471 · Debt Services - Principal | 101,548.78 | 274,000.00 | -172,451.22 | 37.1% |
| 472 · Debt Services - Interest | | | | |
| 472.21 · PNC-Duncan Prop-Interest | 3,405.29 | 17,500.00 | -14,094.71 | 19.5% |
| 472.35 · PNC Lease Agmt. Hvy Eq. | 1,306.91 | 3,800.00 | -2,493.09 | 34.4% |
| Total 472 · Debt Services - Interest | 4,712.20 | 21,300.00 | -16,587.80 | 22.1% |
| 480 · Insurance | | | | |
| 480.03 · Drug Screening | 0.00 | 1,800.00 | -1,800.00 | 0.0% |
| 486.00 · Compreh. Liability/Property Ins | 77,182.38 | 80,000.00 | -2,817.62 | 96.5% |
| 486.81 · Property Loss Claims-Borough | 3,879.86 | 10,000.00 | -6,120.14 | 38.8% |
| Total 480 · Insurance | 81,062.24 | 91,800.00 | -10,737.76 | 88.3% |
| 483 · Agency And Trust | | | | |
| 483.001 · Police Pension Contrib. | 12,688.22 | 35,000.00 | -22,311.78 | 36.3% |
| 483.02 · Foreign Fire Relief | 0.00 | 31,000.00 | -31,000.00 | 0.0% |
| 483.10 · Police Pension Fund MMO | 0.00 | 75,000.00 | -75,000.00 | 0.0% |
| 483.30 · Employee Pension Fund MMO | 0.00 | 71,000.00 | -71,000.00 | 0.0% |
| Total 483 · Agency And Trust | 12,688.22 | 212,000.00 | -199,311.78 | 6.0% |
| 492 · Interfund Operating Transfers | | | | |
| 492.30 · Transf. to Capital Reserve Fund | 0.00 | 0.00 | 0.00 | 0.0% |
| Total 492 · Interfund Operating Transfers | 0.00 | 0.00 | 0.00 | 0.0% |

**BOROUGH OF CRAFTON
GENERAL FUND FINANCIAL REPORT**

January 1, 2017 to April 30, 2017

| | <u>Jan - Apr 17</u> | <u>Budget</u> | <u>\$ Over Bud...</u> | <u>% of B...</u> |
|--------------------------------------|---------------------|---------------------|-----------------------|------------------|
| 66900 · Reconciliation Discrepancies | -160.00 | | | |
| Total Expense | 1,318,246.02 | 4,289,000.00 | -2,970,753.98 | 30.7% |
| Net Income | 1,181,685.99 | 0.00 | 1,181,685.99 | 100.0% |

**Capital Projects Reserve Fund
Capital Project Reserve Fund Financial Report**

January 1, 2017 to April 30, 2017

Accrual Basis

| | <u>Jan - Apr 17</u> | <u>Budget</u> | <u>\$ Over Bud...</u> | <u>% of Budget</u> |
|---------------------------------|---------------------|-------------------|-----------------------|--------------------|
| Income | | | | |
| 354.01 GROW Grant Alcosan | 0.00 | 213,000.00 | -213,000.00 | 0.0% |
| 354.02 Small Water/Sewer Grant | 0.00 | 164,000.00 | -164,000.00 | 0.0% |
| 355.12 DCED - Planning Grant | 29,132.94 | 47,000.00 | -17,867.06 | 62.0% |
| 395.01 GF Reserve Trf-PLGIT | 0.00 | 175,000.00 | -175,000.00 | 0.0% |
| Total Income | 29,132.94 | 599,000.00 | -569,867.06 | 4.9% |
| Expense | | | | |
| 409.10 Boro Bldg Upgrades | 0.00 | 20,000.00 | -20,000.00 | 0.0% |
| 411.74 CVFD-SCBA Equip Reserve | 0.00 | 78,000.00 | -78,000.00 | 0.0% |
| 414.75 Multi-Munic. Comp Plan | 54,920.76 | 47,000.00 | 7,920.76 | 116.9% |
| 429.611 GROW Grant-Expenditure | 0.00 | 258,000.00 | -258,000.00 | 0.0% |
| 429.612 Small Water/Sewer Grant | 0.00 | 193,000.00 | -193,000.00 | 0.0% |
| 430.74 P/W Equipment | 0.00 | 3,000.00 | -3,000.00 | 0.0% |
| Total Expense | 54,920.76 | 599,000.00 | -544,079.24 | 9.2% |
| Net Income | -25,787.82 | 0.00 | -25,787.82 | 100.0% |

**Road Tax Fund
ROAD TAX FUND FINANCIAL REPORT**

January 1, 2017 through April 30, 2017


Cash Basis

| | <u>Jan - Apr 17</u> | <u>Budget</u> | <u>\$ Over Budget</u> | <u>% of B...</u> |
|---------------------------------|---------------------|-------------------|-----------------------|------------------|
| Income | | | | |
| 301.10 Road Tax - Current | 66,102.83 | 430,000.00 | -363,897.17 | 15.4% |
| 301.20 Road Tax - Prior | 5,855.87 | 15,000.00 | -9,144.13 | 39.0% |
| 319.01 Road Tax - P & I | 1,355.02 | 5,000.00 | -3,644.98 | 27.1% |
| 399.00 Cap Proj. Fund Carryover | 0.00 | 240,000.00 | -240,000.00 | 0.0% |
| Total Income | 73,313.72 | 690,000.00 | -616,686.28 | 10.6% |
| Expense | | | | |
| 430.31 Engineering - Roads | 8,621.30 | 78,000.00 | -69,378.70 | 11.1% |
| 438.45 Road - Contract Services | 584.00 | 10,000.00 | -9,416.00 | 5.8% |
| 438.74 Cap. Outlay - Equipment | 12,990.00 | 35,000.00 | -22,010.00 | 37.1% |
| 439.45 Road Paving Program | 0.00 | 567,000.00 | -567,000.00 | 0.0% |
| 491.20 Tax Refund - Prior | 744.56 | | | |
| Total Expense | 22,939.86 | 690,000.00 | -667,060.14 | 3.3% |
| Net Income | 50,373.86 | 0.00 | 50,373.86 | 100.0% |

Sewer Fund
Sewer Fund Financial Report
January 1, 2017 to April 30, 2017

Cash Basis

| | <u>Jan - Apr 17</u> | <u>Budget</u> | <u>\$ Over Bud...</u> | <u>% of ...</u> |
|---------------------------------------|--------------------------|---------------------|--------------------------|----------------------|
| Income | | | | |
| 319 · Interest/Penalty-Jordan | 6,424.76 | 25,000.00 | -18,575.24 | 25.7% |
| 341 · Interest on Investment-PLGIT | 1,056.22 | 500.00 | 556.22 | 211.2% |
| 364 · Current Sewer User Fees | 619,348.91 | 1,750,000.00 | -1,130,651.09 | 35.4% |
| 364.01 · Delinquent Sewer User F... | 5,449.17 | 20,000.00 | -14,550.83 | 27.2% |
| 380 · Other - Alcosan Billing Rel... | 6,373.51 | 6,000.00 | 373.51 | 106.2% |
| 382 · Misc Income | 85,144.10 | 0.00 | 85,144.10 | 100.0% |
| 383.10 · Sewer Tap In Fees | 0.00 | 0.00 | 0.00 | 0.0% |
| 399 · Sinking Fund Carryover | 0.00 | 0.00 | 0.00 | 0.0% |
| Total Income | 723,796.67 | 1,801,500.00 | -1,077,703.33 | 40.2% |
| Expense | | | | |
| 421 · Office Supplies-Postage | 0.00 | 500.00 | -500.00 | 0.0% |
| 425 · Maint/Rep.Materials | 2,254.80 | 4,000.00 | -1,745.20 | 56.4% |
| 430 · Billing Fee - PAWC/Jordan | 7,168.52 | 65,000.00 | -57,831.48 | 11.0% |
| 431 · Prof. Services - Engineering | 45,310.77 | 150,000.00 | -104,689.23 | 30.2% |
| 432 · Prof. Services - Legal | 0.00 | 1,000.00 | -1,000.00 | 0.0% |
| 436 · Alocsan - Qtrly Usage Chgs | 212,825.22 | 932,500.00 | -719,674.78 | 22.8% |
| 437 · Equipment Repairs | 2,592.99 | 12,000.00 | -9,407.01 | 21.6% |
| 438 · Fuel - Sweeper- Trk#108 | 1,008.86 | 3,000.00 | -1,991.14 | 33.6% |
| 439 · Water - St Sweeper | 0.00 | 500.00 | -500.00 | 0.0% |
| 442 · Dues - Permits | 7,913.66 | 7,500.00 | 413.66 | 105.5% |
| 445 · Vactor charge | 0.00 | 10,000.00 | -10,000.00 | 0.0% |
| 446 · Munic. Claim Commission | 1,626.05 | 4,000.00 | -2,373.95 | 40.7% |
| 470.1 · Principal - Pennvest I | 12,305.88 | 51,000.00 | -38,694.12 | 24.1% |
| 470.2 · Principal - Pennvest II | 16,770.67 | 37,500.00 | -20,729.33 | 44.7% |
| 471.1 · Interest - Pennvest I | 3,878.04 | 16,000.00 | -12,121.96 | 24.2% |
| 471.2 · Interest - Pennvest II | 5,341.69 | 11,500.00 | -6,158.31 | 46.4% |
| 473 · COA Requirements | 6,022.00 | 460,500.00 | -454,478.00 | 1.3% |
| 492 · Capital Project - Reserve Fu... | 0.00 | 35,000.00 | -35,000.00 | 0.0% |
| Total Expense | 325,019.15 | 1,801,500.00 | -1,476,480.85 | 18.0% |
| Net Income | <u>398,777.52</u> | <u>0.00</u> | <u>398,777.52</u> | <u>100.0%</u> |



Jordan Tax Service, Inc.

102 Rahway Road • McMurray, PA 15317-3349

(412) 835-5243 • Fax (412) 835-5244

(724) 731-2300 • Fax (724) 731-2398

www.jordantax.com

Tax & Record
Services

Municipal

Business

Individual

May 10, 2017

Borough of Crafton
Ann C. Scott, Borough Manager
Municipal Building
100 Stotz Avenue
Pittsburgh, PA 15205

RE: Delinquent Earned Income & Net Profits Tax
Collection Summary Report
April, 2017

Detailed below are the Delinquent Earned Income Tax Collections remitted to the Borough for the Month of April, 2017:

| PERIOD | TAX | PEN & INT | MUNICIPAL SHARE (50.00%) | |
|------------------|--------------------|------------------|--------------------------|---------------------|
| | | | MONTH | YEAR TO DATE |
| 2011 and Prior | \$ 3,562.73 | \$ 654.73 | \$ 4,217.46 | \$ 15,984.85 |
| Add: Commissions | 420.19 | - | 420.19 | 1,593.79 |
| Refunds Issued | - | - | - | - |
| Net Collections | <u>\$ 3,982.92</u> | <u>\$ 654.73</u> | <u>\$ 4,637.65</u> | <u>\$ 17,578.64</u> |

Amounts Transferred:

| Date | Reference | Amount |
|----------|-----------|--------------------|
| 05/10/17 | Ck #1864 | <u>\$ 4,637.65</u> |

Total Transfers \$ 4,637.65

We have enclosed our invoice for services.

Very truly yours,
JORDAN TAX SERVICE, INC.


WILLIAM R. LINNERT, JR.

CURRENT YEAR TO DATE DISTRIBUTIONS

| | Resident Tax Amount | Non-Per/Int Resident Tax Amount | Costs & Credits | Total Collections | Dist Year | Resident Tax Amount | Non-Per/Int Resident Tax Amount | TCD Commission | Charges & Credits | Total Distribution |
|-----------------------------|---------------------|---------------------------------|-----------------|-------------------|-------------|---------------------|---------------------------------|-------------------|-------------------|---------------------|
| 2012 Collections | 195.73 | (6.67) | 0.00 | 189.06 | 2017 | 195.73 | (6.67) | (2.83) | 0.00 | \$186.23 |
| 2012 Refunds | 11.00 | 0.00 | 0.00 | 11.00 | 2017 | 11.00 | 0.00 | 0.00 | 0.00 | \$11.00 |
| 2013 Collections | 581.84 | 0.00 | 0.00 | 581.84 | 2017 | 581.84 | 0.00 | (9.96) | 0.00 | \$571.88 |
| 2013 Refunds | 9.50 | 0.00 | 0.00 | 9.50 | 2017 | 9.50 | 0.00 | 0.00 | 0.00 | \$9.50 |
| 2014 Collections | 804.65 | 0.00 | 0.00 | 804.65 | 2017 | 804.65 | 0.00 | (13.15) | 0.00 | \$791.50 |
| 2014 Refunds | (265.50) | 0.00 | 0.00 | (265.50) | 2017 | (265.50) | 0.00 | 0.00 | 0.00 | (\$265.50) |
| 2015 Collections | (167.49) | 0.00 | 0.00 | (143.79) | 2017 | (167.49) | 0.00 | (28.12) | 0.00 | (\$171.91) |
| 2015 Refunds | (246.00) | 0.00 | 0.00 | (246.00) | 2017 | (246.00) | 0.00 | 0.00 | 0.00 | (\$246.00) |
| 2016 Collections | 211,645.98 | 1,609.93 | 0.00 | 213,255.91 | 2017 | 211,645.98 | 1,609.93 | (3,792.20) | 0.00 | \$209,463.71 |
| 2016 Refunds | (10,762.00) | 0.00 | 0.00 | (10,762.00) | 2017 | (10,762.00) | 0.00 | 0.00 | 0.00 | (\$10,762.00) |
| 2017 Collections | 30,900.91 | 90.54 | 0.00 | 30,991.45 | 2017 | 30,900.91 | 90.54 | (495.75) | 0.00 | \$30,495.70 |
| Current Year To Date | 232,708.62 | 1,693.80 | 0.00 | 234,426.12 | 2017 | 232,708.62 | 1,693.80 | (4,342.01) | 0.00 | \$230,084.11 |

TOTAL DISTRIBUTIONS BY TAX YEAR SINCE INCEPTION

| | Resident Tax Amount | Non-Per/Int Resident Tax Amount | Costs & Credits | Total Collections | Dist Year | Resident Tax Amount | Non-Per/Int Resident Tax Amount | TCD Commission | Charges & Credits | Total Distribution |
|------------------------|---------------------|---------------------------------|-----------------|---------------------|------------|---------------------|---------------------------------|--------------------|-------------------|-----------------------|
| 2012 Collections | 718,608.02 | 8,202.07 | 0.00 | 727,385.62 | ALL | 718,608.02 | 8,202.07 | (13,160.56) | 0.00 | \$714,225.06 |
| 2012 Refunds | (20,592.00) | 0.00 | 0.00 | (20,592.00) | ALL | (20,592.00) | 0.00 | 0.00 | 0.00 | (\$20,592.00) |
| 2013 Collections | 754,793.38 | 8,394.01 | 0.00 | 763,362.89 | ALL | 754,793.38 | 8,394.01 | (13,709.37) | 0.00 | \$749,653.52 |
| 2013 Refunds | (27,121.00) | 0.00 | 0.00 | (27,121.00) | ALL | (27,121.00) | 0.00 | 0.00 | 0.00 | (\$27,121.00) |
| 2014 Collections | 779,572.65 | 5,197.54 | 0.00 | 784,937.13 | ALL | 779,572.65 | 5,197.54 | (14,027.13) | 0.00 | \$770,910.00 |
| 2014 Refunds | (27,941.50) | 0.00 | 0.00 | (27,941.50) | ALL | (27,941.50) | 0.00 | 0.00 | 0.00 | (\$27,941.50) |
| 2015 Collections | 810,775.72 | 5,253.31 | 0.00 | 816,115.23 | ALL | 810,775.72 | 5,253.31 | (14,633.61) | 0.00 | \$801,481.62 |
| 2015 Refunds | (29,544.00) | (61.00) | 0.00 | (29,605.00) | ALL | (29,544.00) | (61.00) | 0.00 | 0.00 | (\$29,605.00) |
| 2016 Collections | 794,587.88 | 5,829.76 | 0.00 | 800,417.64 | ALL | 794,587.88 | 5,829.76 | (14,253.85) | 0.00 | \$786,163.79 |
| 2016 Refunds | (10,762.00) | 0.00 | 0.00 | (10,762.00) | ALL | (10,762.00) | 0.00 | 0.00 | 0.00 | (\$10,762.00) |
| 2017 Collections | 30,900.91 | 90.54 | 0.00 | 30,991.45 | ALL | 30,900.91 | 90.54 | (495.75) | 0.00 | \$30,495.70 |
| Tax Year Totals | 3,773,278.06 | 32,906.23 | 0.00 | 3,807,188.46 | ALL | 3,773,278.06 | 32,906.23 | (70,280.27) | 0.00 | \$3,736,908.19 |



Jordan Tax Service, Inc.

102 Rahway Road • McMurray, PA 15317-3349

(412) 835-5243 • Fax (412) 835-5244

(724) 731-2300 • Fax (724) 731-2398

www.jordantax.com

Tax & Record
Services

Municipal

Business

Individual

May 10, 2017

Borough of Crafton
Ann C. Scott, Borough Manager
Municipal Building
100 Stotz Avenue
Pittsburgh, PA 15205

RE: Business Privilege Tax
Collection Summary Report
April, 2019

Detailed below are the Business Privilege Tax Collections remitted to the Borough for the Collection Period of April 1, 2017 through April 30, 2017:

| <u>PERIOD</u> | <u>TAX</u> | <u>LICENSE</u> | <u>PEN & INT</u> | <u>TOTAL COLLECTIONS</u> | <u>YEAR TO DATE</u> |
|-------------------|---------------------|------------------|----------------------|------------------------------|---------------------|
| 2015 and Prior | \$ 125.00 | \$ 20.00 | \$ - | \$ 145.00 | \$ 145.0 |
| 2016 | 743.83 | 30.00 | - | 773.83 | 1,090.1 |
| 2017 | 9,386.20 | 540.00 | - | 9,926.20 | 10,027.6 |
| Total Collections | <u>10,255.03</u> | <u>590.00</u> | - | <u>10,845.03</u> | <u>11,262.7</u> |
| Refunds Issued | - | - | - | - | - |
| | <u>\$ 10,255.03</u> | <u>\$ 590.00</u> | <u>\$ -</u> | | |
| Net Collections | | | | <u>\$ 10,845.03</u> | <u>\$ 11,262.7</u> |


Amounts Deposited:

| <u>Date</u> | <u>Batch #</u> | <u>Amount</u> |
|-----------------|----------------|---------------------|
| 04/03/17 | 05 | \$ 1,175.25 |
| 04/17/17 | 29/25/34/06 | 9,124.09 |
| 04/24/17 | 35/07 | 545.69 |
| Total Deposited | | <u>\$ 10,845.03</u> |

We have enclosed our invoice for services.

Very truly yours,
JORDAN TAX SERVICE, INC.

William R. Linnert, Jr.
WILLIAM R. LINNERT, JR.



Jordan Tax Service, Inc.

102 Rahway Road • McMurray, PA 15317-3349

(412) 835-5243 • Fax (412) 835-5244

(724) 731-2300 • Fax (724) 731-2398

www.jordantax.com

Tax & Re
Service
Municip
Busine
Individu

May 10, 2017

Borough of Crafton
Ann C. Scott, Borough Manager
Municipal Building
100 Stotz Avenue
Pittsburgh, PA 15205

RE: Local Services Tax Collections
Collection Summary Report
April, 2017

Detailed below are the Local Services Tax Collections remitted to the Borough for the Collection Period of April 1, 2017 through April 30, 2017:

| <u>PERIOD</u> | <u>TAX</u> | <u>PEN & INT</u> | <u>TOTAL COLLECTIONS</u> | <u>YEAR TO DATE</u> |
|-------------------|--------------------|----------------------|------------------------------|---------------------|
| 2015 and Prior | \$ - | \$ - | \$ - | \$ - |
| 2016 | - | - | - | 12,058. |
| 2017 | 2,208.91 | - | 2,208.91 | 2,208. |
| Total Collections | 2,208.91 | - | 2,208.91 | 14,267. |
| Refunds Issued | (104.00) | - | (104.00) | (574.) |
| | <u>\$ 2,104.91</u> | <u>\$ -</u> | <u>\$ 2,104.91</u> | <u>\$ 13,692.</u> |
| Net Collections | | | <u>\$ 2,104.91</u> | <u>\$ 13,692.</u> |

Amounts Remitted:


| <u>Date</u> | <u>Batch #</u> | <u>Amount</u> |
|-------------|----------------|---------------|
| 04/20/17 | 01 | \$ 491.00 |
| 04/27/17 | 02 | 1,717.91 |

Total Deposited \$ 2,208.91

We have enclosed our invoice for services.

Very truly yours,
JORDAN TAX SERVICE, INC.

William R. Linnert, Jr.
WILLIAM R. LINNERT, JR.



Jordan Tax Service, Inc.

102 Rahway Road • McMurray, PA 15317-3349

(412) 835-5243 • Fax (412) 835-5244

(724) 731-2300 • Fax (724) 731-2398

www.jordantax.com

Tax & Record
Services

Municipal

Business

Individual

May 10, 2017

Borough of Crafton
Ann C. Scott, Borough Manager
Municipal Building
100 Stotz Avenue
Pittsburgh, PA 15205

RE: Mercantile Tax
Collection Summary Report
April, 2017

Detailed below are the Mercantile Tax Collections remitted to the Borough for the Collection Period of April 1, 2017 through April 30, 2017:

| <u>PERIOD</u> | <u>TAX</u> | <u>PEN & INT</u> | <u>TOTAL COLLECTIONS</u> | <u>YEAR TO DATE</u> |
|-------------------|------------------|----------------------|------------------------------|---------------------|
| 2015 and Prior | \$ - | \$ - | \$ - | \$ - |
| 2016 | - | - | - | 31,961.16 |
| 2017 | 520.01 | - | 520.01 | 520.01 |
| | <u>\$ 520.01</u> | <u>\$ -</u> | <u>\$ 520.01</u> | <u>\$ 32,481.17</u> |
| Total Collections | | | <u>\$ 520.01</u> | <u>\$ 32,481.17</u> |

Amounts Deposited:


| <u>Date</u> | <u>Batch #</u> | <u>Amount</u> |
|-------------|----------------|---------------|
| 04/17/17 | 01 | \$ 485.44 |
| 04/24/17 | 02 | 34.57 |

Total Deposited \$ 520.01

We have enclosed our invoice for services.

Very truly yours,
JORDAN TAX SERVICE, INC.

WILLIAM R. LINNERT, JR.



Jordan Tax Service, Inc.

102 Rahway Road • McMurray, PA 15317-3349

(412) 835-5243 • Fax (412) 835-5244

(724) 731-2300 • Fax (724) 731-2398

www.jordantax.com

Tax & Record
Services
Municipal
Business
Individual

May 10, 2017

Borough of Crafton
Ann C. Scott, Borough Manager
Municipal Building
100 Stotz Avenue
Pittsburgh, PA 15205

RE: Trash Removal
Collection Summary Report
April, 2017

Detailed below are the 2017 Trash Removal Collections remitted to the Borough for the Month of April, 2017:

| | <u>BILLING FEE</u> | <u>GARBAGE</u> | <u>TOTAL</u> <u>CURRENT PERIOD</u> | <u>YEAR TO DATE</u> |
|--------------------------|--------------------|---------------------|---------------------------------------|----------------------|
| FACE TAX | \$ 470.00 | \$ 18,852.16 | \$ 19,322.16 | \$ 423,932.07 |
| Less: Discount | - | (21.20) | (21.20) | (17,374.38) |
| Plus: Penalty | - | 525.20 | 525.20 | 525.20 |
| Total Collections | \$ 470.00 | \$ 19,356.16 | \$ 19,826.16 | \$ 407,082.89 |


Amounts Deposited:

| <u>Date</u> | <u>Batch #</u> | <u>Amount</u> |
|-----------------------|----------------|---------------------|
| 04/04/17 | 16 | \$ 7,195.40 |
| 04/12/17 | 17 | 7,550.91 |
| 04/19/17 | 18 | 5,079.85 |
| Total | | 19,826.16 |
| Less: Refunds | | - |
| Total Deposits | | \$ 19,826.16 |

| | <u>BILLING</u> | <u>GARBAGE</u> | <u>YEAR-TO-DATE</u> |
|---------------------------------|--------------------|----------------------|----------------------|
| FACE BALANCE 2/1/2017 | \$ 9,875.00 | \$ 552,896.00 | \$ 562,771.00 |
| Add: Additions | - | - | - |
| Less: Deletions | - | - | - |
| ADJUSTED FACE BALANCE | 9,875.00 | 552,896.00 | 562,771.00 |
| Less: Total Collections | (7,950.00) | (415,982.07) | (423,932.07) |
| Less: Turned Over to Delinquent | - | - | - |
| FACE BALANCE 04/30/2017 | \$ 1,925.00 | \$ 136,913.93 | \$ 138,838.93 |

Very truly yours,
JORDAN TAX SERVICE, INC.

William R. Linnert, Jr.
WILLIAM R. LINNERT, JR.



Jordan Tax Service, Inc.

102 Rahway Road • McMurray, PA 15317-3349
 (412) 835-5243 • Fax (412) 835-5244
 (724) 731-2300 • Fax (724) 731-2398
 www.jordantax.com

Tax & Record Services
 Municipal
 Business
 Individual

May 10, 2017

Borough of Crafton
 Ann C. Scott, Borough Manager
 Municipal Building
 100 Stotz Avenue
 Pittsburgh, PA 15205

RE: Real Estate Taxes
 Collection Summary Report
 April, 2017

Detailed below are the 2017 Real Estate Tax Collections deposited to the Borough account for the Month of April, 2017:

| | CURRENT PERIOD | | | YEAR TO DATE |
|--------------------------|----------------------|----------------------|----------------------|------------------------|
| | REAL ESTATE | ROAD | TOTAL | |
| FACE TAX | \$ 725,007.48 | \$ 245,504.85 | \$ 970,512.33 | \$ 1,237,111.94 |
| Less: Discount | (14,442.33) | (4,890.36) | (19,332.69) | (24,619.44) |
| Plus: Penalty | - | - | - | - |
| Total Collections | \$ 710,565.15 | \$ 240,614.49 | \$ 951,179.64 | \$ 1,212,492.50 |

Amounts Deposited:

| Date | Batch # | Amount |
|------------------------|---------|----------------------|
| 04/03/17 | 06 | \$ 64,537.35 |
| 04/11/17 | 07 | 150,620.39 |
| 04/17/17 | 08 | 71,937.33 |
| 04/20/17 | 09 | 139,200.87 |
| 04/26/17 | 10 | 524,883.70 |
| Total Deposits | | 951,179.64 |
| Less: Refunds: | | - |
| Net Collections | | \$ 951,179.64 |

*NSF checks
 \$1586.02*

| | 2016 REAL ESTATE | 2016 ROAD | 2017 REAL ESTATE | 2017 ROAD | TOTAL |
|---------------------------------|---------------------|--------------|----------------------|----------------------|----------------------|
| FACE BALANCE 3/1/2017 | \$ - | \$ - | \$ 1,493,726.79 | \$ 505,811.75 | \$ 1,999,538.54 |
| Add: Additions | - | - | - | - | - |
| Less: Exonerations | - | - | - | - | - |
| ADJUSTED FACE BALANCE | - | - | 1,493,726.79 | 505,811.75 | 1,999,538.54 |
| Less: Total Collections | - | - | (924,166.90) | (312,945.04) | (1,237,111.94) |
| Less: Turned Over to Delinquent | - | - | - | - | - |
| FACE BALANCE 4/30/2017 | \$ - | \$ - | \$ 569,559.89 | \$ 192,866.71 | \$ 762,426.60 |

Very truly yours,
 JORDAN TAX SERVICE, INC.

William R. Linnert, Jr.
 WILLIAM R. LINNERT, JR.

JORDAN TAX SERVICE, INC.
 102 RAHWAY ROAD
 MCMURRAY, PA 15317-3349
 (724) 731-2300

**Delinquent Property Tax, Trash and Sewage Collection
 April 2017**

May 16, 2017

Borough of Crafton
 Ann C. Scott, Borough Manager
 Municipal Building
 100 Stotz Avenue
 Pittsburgh, PA 15205

Gentlemen:

We are forwarding herewith counterfoils for delinquent taxes and municipal claims collected and satisfied since date of our last report. We are also forwarding deposit slips as summarized below and the Prothonotary's receipts for satisfaction costs advanced by our office

DELINQUENT TAXES:

Receipts #12925-12952

| | Face Tax | Penalty | Interest | Costs | TOTAL |
|---------------------------|----------|---------|----------|--------|----------|
| Prior | 3,189.94 | 381.65 | 635.72 | 122.80 | 4,330.11 |
| 2016 | 4,418.14 | 559.71 | - | 44.00 | 5,021.85 |
| Record/Sheriff Sale Costs | | | | | 2,718.70 |
| Commission Collected | | | | | 467.58 |

MUNICIPAL CLAIMS: "Trash"

Receipts #1476-1490

| | Face Tax | Penalty | Interest | Costs | Comm | TOTAL |
|----------------------|----------|---------|----------|-------|------|----------|
| | 1,197.80 | 163.30 | - | 30.57 | - | 1,391.67 |
| Commission Collected | | | | | | 71.54 |

MUNICIPAL CLAIMS: "Trash"

Receipts #3746-3749, 3751-3752, 3754-3765, 3767

| | Face Tax | Penalty | Interest | Costs | Comm | TOTAL |
|---------------------------|----------|---------|----------|----------|------|----------|
| * | 3,934.16 | 197.65 | 1,176.30 | 1,185.50 | - | 6,493.61 |
| Record/Sheriff Sale Costs | | | | | | 1,931.79 |
| Commission Collected | | | | | | 362.60 |

MUNICIPAL CLAIMS: "Sewage"

Receipts #3750, 3753, 3766

| | Face Tax | Penalty | Interest | Costs | Comm | TOTAL |
|---------------------------|----------|---------|----------|--------|------|----------|
| | 3,317.31 | 160.16 | 1,537.22 | 290.50 | - | 5,305.19 |
| Record/Sheriff Sale Costs | | | | | | 207.00 |
| Commission Collected | | | | | | 265.27 |

MUNICIPAL CLAIMS: "Sewage"

Receipts #284-285

| | Face Tax | Penalty | Interest | Costs | Comm | TOTAL |
|----------------------|----------|---------|----------|-------|------|-------|
| * | 49.28 | - | 12.37 | - | - | 61.65 |
| Commission Collected | | | | | | 6.16 |

Total Collections, Taxes and Claims:

| | | | | | |
|--------|----|-----------|-----------|----|-----------|
| Taxes | \$ | 12,538.24 | Ck. #1342 | \$ | 28,634.72 |
| Trash | \$ | 10,251.21 | Ck. #1343 | | |
| Sewage | \$ | 5,845.27 | Ck. #1344 | | |

Deposits Per Enclosed Receipts


| DATE | AMOUNT | DATE | AMOUNT | DATE | AMOUNT |
|----------|----------|----------|----------|----------|----------|
| 04/04/17 | 8,078.56 | 04/13/17 | 3,445.35 | 04/27/17 | 100.00 |
| 04/07/17 | 997.16 | 04/17/17 | 67.81 | 04/27/17 | 429.77 |
| 04/07/17 | 2,957.16 | 04/18/17 | 2,941.55 | 04/27/17 | 980.77 |
| 04/13/17 | 24.54 | 04/26/17 | 11.74 | 05/01/17 | 3,190.82 |
| 04/13/17 | 3,027.36 | 04/26/17 | 2,382.13 | | |

Total Deposits

28,634.72

*Partial Payments Not Yet Applied - \$871.89

JORDAN TAX SERVICE, INC.


 William R. Linnert, Jr.

**BOROUGH OF CRAFTON
POLICE DEPARTMENT**

**MARK A. SUMPTER
CHIEF OF POLICE**

100 STOTZ AVENUE
CRAFTON, PENNSYLVANIA 15205

**JAMES G. BLOOM
MAYOR**



May 19, 2017

Crafton Police responded to 290 complaints during the month of April 2017.

The following 4 pages attached show a print out of the calls answered by Crafton Police.

Paid parking tags paid at the window - \$125.00
Copies of Police Reports - \$435.00
No solicitor permits were issued for the month of April
Three (3) truck permits were issued for the month of April - \$30.00
Fines collected by the Magistrate and paid to the borough for April - \$1,362.32
There were 61 citations issued, 21 citation warnings, 9 parking tags, 6 AccuTrak – 97 total

Two EMS narcotic related calls. Naloxone (Narcan) was used four times by EMS and three times by police .

Mileage on Police Cars:

Unit #11-1 - 2,185 miles ending at 16,854
Unit #11-2 - 191 miles ending at 75,658
Unit #11-3 - 2,093 miles ending at 18,136

Respectfully submitted,

Barbara H. Berkhouse
Barbara H. Berkhouse
Police Secretary



NorthWest EMS

366 Helen Street | McKees Rocks, PA 15136
412.331.2600 OFFICE | 412.331.3133 FAX

Crafton Borough EMS Report Notes

April 2017

All numbers for this report from Allegheny County 911 CAD system.

NFPA compliance target **achieved** for serious calls: E-0: **92.3%**

NFPA compliance target **NOT achieved** for serious calls: E-1: **78.3%**

NFPA compliance target **NOT achieved** for serious calls: E-0 + E-1: **83.3%**

Only one E-0 response missed the 8 minute target, at 9 min. 4 sec.

A number of E-1 responses missed the 8 minute target. A response was slowed on 5 April in order to wait until police cleared the scene. A call on 11 April came in shortly after another call in the Borough, and the replacement crew, which was moving to the Borough near the Windgap Bridge when the call came in, had a response time of 9 min. 31 sec. This was one of 3 calls in the 9 minute range (which is still a speedy response by Allegheny County, PA, and national standards). A call that missed the target on 26 April resulted from our dispatcher failing to move a crew to post in a timely fashion. The dispatcher was disciplined, and a detailed report was given to Chief Sumpter. A call on 28 April was delayed due to high overall system utilization. This call was actually a lift assist/no transport.

Interestingly, examination of the statistics shows that the E-2 category of calls had 100% NFPA compliance and an average response time of 3 min. 48 sec. vs the E-1 statistics of 78.3% NFPA compliance and an average response time of 6 min. 18 sec. What this demonstrates is the random nature of call distribution, and how even the most careful staffing plan and attention to system status management can still result in missed performance targets. There was no difference in staffing or crew placement, yet the E-2 responses were better than the E-1 responses. Please be aware that the average response time in Crafton Borough is still within the top three in Allegheny County (all are communities served by NorthWest EMS), and that most communities do not realize anywhere near this level of performance. That is one of the main advantages of being part of an expansive, high performance EMS *system*. Most EMS services are set up such that failure is inevitable. An EMS *system* is set up to *succeed*, and failures are rare.

Once again mutual aid was not needed in April.

NWEMS provided mutual aid 24 times in April as follows: Ingram (2), Robinson (4), Carnegie/Scott Twp. (17), and Southbridge (1).

Once again FYI, Carnegie Borough chose to go with a "group" EMS approach for their community, lead by Scott Township EMS (STEMS). STEMS is the primary responder, and when unavailable they have the County dispatch either Robinson EMS, Kirwan Heights VFD EMS, Southbridge EMS, or Medical Rescue Team South to the Borough. If none of these services are available, they dispatch NorthWest EMS. This is why the number of calls we answer in Carnegie has been decreasing.

Finally, 18 calls (25%) occurred between the hours of 11 pm and 7 am in April, demonstrating the need for 24 hour coverage in Crafton Borough.



NorthWest EMS

366 Helen Street | McKees Rocks, PA 15136
412.331.2600 OFFICE | 412.331.3133 FAX

Crafton Borough Report April 2017

Total Run Numbers:

- Total Emergency and Non-Emergency 911 Responses: **72**
Average Response Time (E0-E4): **5 min. 19 sec.**
- Total Emergency 911 Response: **68**
Average Response Time (E0-E3): **5 min. 22 sec.**
- Total Highest Priority Response: **36**
Average Response Time (E0-E1): **5 min. 38 sec.**

Response Times by Category and NFPA Compliance:

- E0 Response: **13**
Average Response Time: **4 min. 27 sec.**
NFPA Compliance: **92.3%**
- E1 Response: **23**
Average Response Time: **6 min. 18 sec.**
NFPA Compliance: **78.3%**
- E0 + E1 Response: **36**
Average Response Time: **5 min. 38 sec.**
NFPA Compliance: **83.3%**
- E2 Response: **15**
Average Response Time: **3 min. 48 sec.**
- E3 Response: **17**
Average Response Time: **6 min. 9 sec.**
- E4 Response: **4**
Average Response Time: **3 min. 24 sec.**

Standbys:

- Scott Township EMS (Station 740) Standby Request: **0**
Calls Given to Station 740 in Crafton: **0**
- Ingram EMS (Station 760) Standby Request: **0**
Calls Given to Station 760 in Crafton: **0**
- Robinson EMS (Station 810) Standby Request: **0**
Calls Given to Station 810 in Crafton: **0**
- Average Response Time for Mutual Aid Services: **N/A**
- NorthWest EMS Requested to Standby: **24**
Calls Taken for Station 810: **4**
Calls Taken for Station 740: **17**
Calls Taken for Station 760: **2**
Calls taken for Southbridge EMS (Station 815): **1**

CODE ENFORCEMENT I
 VIOLATIONS 2017-PUBLIC

| Date Received | Property Address | Violation/Complaint | Action Taken | Date | Completed |
|---------------|-------------------|---------------------|--------------|-----------|---------------|
| | | April 2017 | | | |
| 4/3/2017 | Barr Avenue | Chimney | Violation | 4/3/2017 | In Progress |
| 4/5/2017 | W. Steuben Street | Rubbish | Violation | 4/5/2017 | Completed |
| 4/6/2017 | Duncan Avenue | Tree | Violation | 4/6/2017 | No Response |
| 4/13/2017 | Sterrett Street | Rental Inspection | Notice | 4/13/2017 | Received App. |
| 4/18/2017 | E. Steuben Street | Chickens | Notice | 4/18/2017 | Received 4/20 |
| 4/18/2017 | Bradford Avenue | Chickens | Notice | 4/18/2017 | Received 4/21 |
| 4/18/2017 | Haldane Street | Parking | Notice | 4/18/2017 | Completed |
| 4/25/2017 | Middle Street | High Grass | Notice | 4/25/2017 | Completed |
| | | | | | |
| | | | | | |
| | | May 2017 | | | |
| | | | | | |
| | | | | | |
| 5/4/2017 | Crafton Boulevard | High Grass | Door Hanger | 5/4/2017 | Complete |
| 5/4/2017 | Crafton Boulevard | High Grass | Door Hanger | 5/4/2017 | Complete |
| 5/4/2017 | Noble Avenue | High Grass | Door Hanger | 5/4/2017 | Notice Sent |
| 5/4/2017 | E. Crafton Avenue | High Grass | Door Hanger | 5/4/2017 | Complete |
| 5/4/2017 | Alice Street | High Grass | Door Hanger | 5/4/2017 | Complete |
| 5/4/2017 | Noble Avenue | High Grass | Door Hanger | 5/4/2017 | Complete |
| 5/4/2017 | Underhill Street | High Grass | Door Hanger | 5/4/2017 | Complete |
| 5/4/2017 | W. Steuben Street | Sidewalk | Door Hanger | 5/4/2017 | Complete |
| 5/4/2017 | W. Steuben Street | High Grass | Door Hanger | 5/4/2017 | Complete |
| 5/4/2017 | Underhill Street | High Grass | Door Hanger | 5/4/2017 | Complete |
| 5/4/2017 | Division Street | High Grass | Door Hanger | 5/4/2017 | Complete |
| 5/4/2017 | N. Linwood Avenue | Unsanitary Cond. | Door Hanger | 5/4/2017 | Pending |
| 5/5/2017 | McMunn Avenue | High Grass | Door Hanger | 5/5/2017 | Complete |
| 5/9/2017 | Noble Avenue | Chickens | Notice | 5/9/2017 | No Response |
| 5/9/2017 | Bradford Avenue | Excessive Garbage | Notice | 5/9/2017 | Pending |
| 5/9/2017 | Noble Avenue | High Grass | Notice | 5/9/2017 | Complete |
| 5/9/2017 | E. Crafton Avenue | High Grass | Notice | 5/9/2017 | Complete |

CODE ENFORCEMENT
 VIOLATIONS 2017-PUBLIC

| | | | | | |
|-----------|-------------------|------------------------|-------------|-----------|---------------------|
| 5/9/2017 | Division Street | Unsanitary Garbage | Notice | 5/9/2017 | Complete |
| 5/9/2017 | Underhill Street | High Grass | Notice | 5/9/2017 | Complete |
| 5/10/2017 | Noble Avenue | High Grass | Notice | 5/10/2017 | Complete |
| 5/10/2017 | Noble Avenue | Sidewalk | Notice | 5/10/2017 | Met with Contractor |
| 5/10/2017 | Coulter Street | High Grass | Notice | 5/10/2017 | Complete |
| 5/10/2017 | Ewing Road | High Grass/Shrubs | Notice | 5/10/2017 | Pending |
| 5/10/2017 | S. Linwood Avenue | High Grass | Notice | 5/10/2017 | Complete |
| 5/15/2017 | Ewing Road | High Grass/Shrubs | Notice | 5/15/2017 | Pending |
| 5/15/2017 | Sterrett Street | Garbage | Notice | 5/15/2017 | Pending |
| 5/15/2017 | E. Steuben Street | Hazardous Tree | Notice | 5/15/2017 | Pending |
| 5/17/2017 | Middle Street | High Grass | Door Hanger | 5/17/2017 | Pending |
| 5/19/2017 | Lawson Avenue | Garbage | Notice | 5/19/2017 | Pending |
| 5/19/2017 | W. Steuben Street | High Grass | Notice | 5/19/2017 | Pending |
| 5/19/2017 | N. Emily Street | Garbage/High Grass | Notice | 5/19/2017 | Pending |
| 5/19/2017 | Crafton Boulevard | Garbage/Retaining Wall | Notice | 5/19/2017 | Pending |
| 5/19/2017 | W. Steuben Street | High Grass | Notice | 5/19/2017 | Pending |
| 5/19/2017 | Baldwick Road | High Grass | Notice | 5/19/2017 | Pending |
| 5/19/2017 | Sterrett Street | High Grass | Notice | 5/19/2017 | Pending |
| 5/19/2017 | E. Crafton Avenue | High Grass | Notice | 5/19/2017 | Pending |

Building Inspection Report

May 22, 2017

April Reports Received

(Attached)

Building Inspection Underwriters

Allegheny County R/E Transfer

Certificates & Permits Issued

(APRIL 2017)

| | |
|--|----|
| Rental Inspection Certificates Issued | 10 |
| Zoning Use/Occupancy Certificates Issued | 18 |
| Building/Zoning Permits Issued | 3 |

PUBLIC WORKS / PARKS OPERATIONS REPORT

Council Meeting

May 22, 2017

Crew report 04-21-2017 thru 05-19-17.

- **One Call** responses at various locations
- **Litter Can maintenance**-weekly.
- **Traffic Monitoring Devices** removal/installation -(1) Fountain, between Chartiers and Promenade, (2) 200 Block Noble
- **Compost Site**- Windrow Maintenance,
- **Chipper/Mulch Service**- Various locations
- **Sign Repairs/ Replacement/Installation**- Various locations; Install Military Banners
- **Street Repairs**- Cold Patch various locations Perrine, Oregon, Union, Center, Miserable Alley
- **Rain /Wind Storm**- Remove debris resulting from heavy rain and high wind storms including clearing and removal of tree limbs branches. Clear /clean gutter and catch basin openings. Cut and clear Clearview Trail of fallen tree.
- **Street Sweeping Program**-72 Sweeper Miles
- **Park/Pool Maintenance**- Cut all facilities (four cuttings). Pre-season prep work at pool and pool facilities. Repair main pipes for filter; patch concrete deck, install features at Splash Pool
- **Equipment Repair and Maintenance** -Install new fuel tank sweeper.
- **Facility Maintenance**-repair ac CBB,
- **Sewer Maintenance**- Flush and dye test main sewer line on Haldane from John Street to Bradford, Jet and TV main line on N Linwood from Coulter to Rebecca. Clean catch basins and gutter on Ewing

Admin.

Regular meetings with manager to discuss issues regarding DPW.

Field inspections regarding street openings; ordinance violations,

Managing day to operations/administration for Public Works and Parks maintenance and repairs.

Review streets for in house paving program.

Respond to constituents request for information and service.

Order supplies and material.

Programmed /downloaded data from Traffic Logix Speed monitoring device. Used data to generate Traffic reports.

Routine Field investigations, routine paperwork.

CSO inspections.

Custom Report

Technician Name: administrator

Location: Noble Avenue-Center to Steuben

State/Province: Crafton, PA

Address:

Postal Code/ZIP: 15205

City:

Report Period: 4/17/2017 to 5/8/2017

| | <i>Total Vehicle Count</i> | <i>Posted Speed Limit</i> | <i>Tolerated Speed</i> | <i>Average Vehicle Speed</i> | <i>Maximum Speed</i> | <i>Minimum Speed</i> |
|-----------|----------------------------|---------------------------|------------------------|------------------------------|----------------------|----------------------|
| 4/17/2017 | 917 | 25 | 35 | 21 | 36 | 5 |
| 4/18/2017 | 1,443 | 25 | 35 | 19 | 36 | 5 |
| 4/19/2017 | 1,123 | 25 | 35 | 21 | 34 | 5 |
| 4/20/2017 | 1,296 | 25 | 35 | 21 | 36 | 5 |
| 4/21/2017 | 1,178 | 25 | 35 | 21 | 36 | 5 |
| 4/22/2017 | 923 | 25 | 35 | 21 | 36 | 5 |
| 4/23/2017 | 1,194 | 25 | 35 | 21 | 33 | 5 |
| 4/24/2017 | 1,126 | 25 | 35 | 21 | 32 | 5 |
| 4/25/2017 | 1,395 | 25 | 35 | 21 | 34 | 5 |
| 4/26/2017 | 1,231 | 25 | 35 | 21 | 34 | 5 |
| 4/27/2017 | H 1,509 | 25 | 35 | 20 | 34 | 5 |
| 4/28/2017 | 1,098 | 25 | 35 | 21 | 31 | 5 |
| 4/29/2017 | 884 | 25 | 35 | H 22 | 34 | 5 |
| 4/30/2017 | 968 | 25 | 35 | H 22 | 41 | 5 |
| 5/1/2017 | 1,339 | 25 | 35 | 21 | 45 | 5 |
| 5/2/2017 | 1,288 | 25 | 35 | 21 | 35 | 5 |
| 5/3/2017 | 1,399 | 25 | 35 | 21 | 34 | 5 |
| 5/4/2017 | 1,382 | 25 | 35 | 19 | 33 | 5 |
| 5/5/2017 | 889 | 25 | 35 | 21 | 34 | 5 |
| 5/6/2017 | 1,085 | 25 | 35 | 21 | 50 | 5 |
| 5/7/2017 | 1,139 | 25 | 35 | H 22 | 35 | 6 |
| | SUM: 24,806 | | | AVG: 20 | | |

Crafton Volunteer Fire Department
8 Stotz Avenue – Pittsburgh, Pennsylvania 15205
412-875-0022 – Station 412-875-0021 Station Fax

TO: Ann Scott – Crafton Borough Manager
FROM: Mike Crown, Fire Chief
DATE: May 18, 2017
RE: **March and April 2017 Monthly Report**

The Crafton Volunteer Fire Department responded to 66 requests for assistance for the months of March and April 2017. They are as follows:

| MAJOR INCIDENT TYPE | # INCIDENTS | % of TOTAL |
|------------------------------------|--------------------|-------------------|
| Fires | 12 | 18.18% |
| Rescue & Emergency Medical Service | 27 | 40.90% |
| Hazardous Condition (No Fire) | 6 | 9.09% |
| Service Call | 10 | 15.15% |
| Good Intent Call | 3 | 4.54% |
| False Alarm & False Call | 8 | 12.12% |
| TOTAL | 66 | 100.00% |

My apologies for not having a March report as we are all volunteers and have no paid staff and we were tied up doing other activities. We have responded to 12 fire events, in Crafton, Thornburg Rosslyn Farms and provided mutual Aid to Robinson and Scott Townships.

Our QRS has been active as well responding to 27 E1 and E0 calls.

Total man hours spend on Fire Related activities and Training was 474.12 hours for the months; this upswing was dedicated in part to our Night at the Races activities.



May 2017

Dear Council Members,

The Crafton Public Library continues to be grateful for the support of Council and the community of Crafton.

The semi-annual Book and Bake Sale was held May 5 and 6. As always, it brought community together with worthwhile books and sweet treats. Summer Reading Program calendar will be out soon – get ready to reserve some dates. Check out this month's local artist's display and a display of several interesting items from the Historical Archives Room. Also take a look at the numerous pamphlets and leaflets about financial literacy. Subjects range from how to open a checking account to information on reverse mortgages and identity theft.

The library staff is happy to answer any questions and would welcome the opportunity to help you with your informational or recreational needs.

Regards,

Kathy Robinson
Executive Director

| 2017 CPL STATISTICS | Jan | Feb | Mar | Apr | May | Jun | Jul | Aug | Sep | Oct | Nov | Dec | Total |
|-------------------------------------|--------|--------|--------|--------|-----|-----|-----|-----|-----|-----|-----|-----|---------|
| Patrons | | | | | | | | | | | | | |
| Registrations for the library (#42) | 29 | 23 | 32 | n/a | | | | | | | | | 84 |
| Collection | | | | | | | | | | | | | |
| Items Withdrawn | 567 | 13 | 95 | 25 | | | | | | | | | 700 |
| Total Items Added | 147 | 132 | 150 | n/a | | | | | | | | | 429 |
| Circulation Numbers | | | | | | | | | | | | | |
| Print Circulation + Renewals (#52)) | 3,579 | 3,331 | 3,972 | 3,828 | | | | | | | | | 14,710 |
| E-Resources (#52a) | 657 | 544 | 571 | 658 | | | | | | | | | 2,430 |
| Total Circulation (#52b) | 4,236 | 3,875 | 4,543 | 4,486 | 0 | 0 | 0 | 0 | 0 | 0 | 0 | 0 | 17,140 |
| Items Lent (#87) | 1,022 | 1,062 | 1,295 | 1,038 | | | | | | | | | 4,417 |
| Items Borrowed (#88) | 1,686 | 1,619 | 1,962 | 1,923 | | | | | | | | | 7,190 |
| Technology Usage | | | | | | | | | | | | | |
| Computer Logins | 474 | 531 | 519 | 743 | | | | | | | | | 2,267 |
| Minutes Used | 30,521 | 33,502 | 31,141 | 7 | | | | | | | | | 95,171 |
| Laptop Logins (included above) | 1 | 2 | 4 | 43,566 | | | | | | | | | 43,573 |
| Laptop minutes (included above) | 178 | 41 | 190 | 765 | | | | | | | | | 43,573 |
| WiFi Logins | 284 | 298 | 450 | 436 | | | | | | | | | 1,468 |
| WiFi Minutes | 43,394 | 37,424 | 42,901 | 51,831 | | | | | | | | | 175,550 |
| Number of Days Open | 25 | 24 | 27 | 25 | | | | | | | | | 101 |
| Hours a Month (#45) | 196 | 188 | 212 | 195 | | | | | | | | | 791 |
| Programming | | | | | | | | | | | | | |
| Juvenile & Family Programs (#89) | 11 | 21 | 23 | 19 | | | | | | | | | 74 |
| Juvenile & Family Attendance (#92) | 44 | 164 | 232 | 144 | | | | | | | | | 584 |
| Teen Programs (#90) | 4 | 1 | 5 | 2 | | | | | | | | | 12 |
| Teen Program Attendance (#93) | 27 | 33 | 64 | 30 | | | | | | | | | 154 |
| Adult Programs (#91) | 12 | 11 | 13 | 9 | | | | | | | | | 45 |
| Adult Program Attendance (#94) | 148 | 193 | 240 | 152 | | | | | | | | | 733 |
| Total Programs | 27 | 33 | 41 | 30 | 0 | 0 | 0 | 0 | 0 | 0 | 0 | 0 | 131 |
| Total Attendance | 219 | 390 | 536 | 326 | 0 | 0 | 0 | 0 | 0 | 0 | 0 | 0 | 1,471 |

#s correspond to State Report

All Adults & Teens are reported in Adult & Teen Program Attendance regardless of category of program attended