

MONTHLY REPORTS

DECEMBER 2017

FOR PUBLIC INSPECTION

BOROUGH OF CRAFTON
TREASURER'S REPORT
December 31, 2017

DEMAND DEPOSITS

Balance to General Fund	570,834.81	
Total Receipts	265,939.68	
Subtotal	836,774.49	
Total Disbursements	(333,712.38)	
General Fund		503,062.11
Payroll Account		5,536.99
Alcosan		3,856.96
Capital Projects Reserve Fund		15,528.22
Fire Equipment Fund		1,143.42
Road Tax Fund		265,713.66
Insurance Escrow		1.00
Med Saver		1,355.58
Crafton Celebrates		15,207.17
Planning Commission		700.00
Total Demand Deposits		812,105.11

INVESTMENTS

Pennsylvania Local Government Trust General Fund		928,512.55
Pennsylvania Local Government Trust Sewer Account		1,266,305.30
Pennsylvania Local Government Trust Highway Aid		21,585.26
PNC DB Trust Police Pension		4,555,898.33
PNC DB Trust Employee Pension		1,398,765.39
Total Investments		8,171,066.83

TOTAL DEMAND DEPOSITS AND INVESTMENT ACCOUNTS

8,983,171.94



Annette M. Lherbier, Treasurer

BOROUGH OF CRAFTON
GENERAL FUND FINANCIAL REPORT

January 1, through December 31, 2017

	Jan - Dec 17	Budget	\$ Over Bu...	% of Bu...
Income				
301 · Real Estate Taxes				
301.10 · Real Estate - Current	1,397,748.50	1,380,000.00	17,748.50	101.3%
301.20 · R.E. Tax - Prior Year	2,441.65	7,000.00	-4,558.35	34.9%
301.50 · R.E. Tax - Delinq.-Leined	51,179.85	55,000.00	-3,820.15	93.1%
Total 301 · Real Estate Taxes	1,451,370.00	1,442,000.00	9,370.00	100.6%
310 · Act 511 Taxes				
310.10 · Real Estate Transfer	85,441.09	55,000.00	30,441.09	155.3%
310.21 · EIT - Current	617,684.69	525,000.00	92,684.69	117.7%
310.22 · EIT - Prior	216,923.34	250,000.00	-33,076.66	86.8%
310.23 · EIT - Delinquent	60,679.16			
310.31 · Mercantile - Current	107,973.90	100,000.00	7,973.90	108.0%
310.36 · Business Priviledge - Current	62,880.83	56,000.00	6,880.83	112.3%
310.51 · LST-OccTaX - Current	49,624.36	45,000.00	4,624.36	110.3%
Total 310 · Act 511 Taxes	1,201,207.37	1,031,000.00	170,207.37	116.5%
319 · Penalty/Interest				
319.01 · P/I Real Estate Taxes	3,274.32	5,000.00	-1,725.68	65.5%
319.02 · P/I - R/E Taxes - Delinq.	36,567.08	25,000.00	11,567.08	146.3%
319.12 · P/I EIT	896.93	8,000.00	-7,103.07	11.2%
319.122 · P/I EIT - Delinq.	4,921.30			
319.13 · P/I Mercantile	525.92	250.00	275.92	210.4%
319.15 · P/I LST- OPT	29.78	0.00	29.78	100.0%
319.18 · P/I Business Priviledge	454.94	500.00	-45.06	91.0%
319.20 · Magistrate/Other	192.75	1,000.00	-807.25	19.3%
319.30 · P/I - Garbage Collection	3,948.06	15,000.00	-11,051.94	26.3%
319.302 · P/I - Garbage - Delinq.	27,791.98			
Total 319 · Penalty/Interest	78,603.06	54,750.00	23,853.06	143.6%
321 · Licenses & Permits				
321.61 · Solliciting Permits	1,550.00	250.00	1,300.00	620.0%
321.75 · Mechanical Devices	4,200.00	3,000.00	1,200.00	140.0%
321.80 · Cable Franchise Fees	111,872.62	112,000.00	-127.38	99.9%
321.90 · Business Licenses	2,140.00	2,500.00	-360.00	85.6%
322.80 · Street Openings	17,666.00	8,000.00	9,666.00	220.8%
322.81 · Pole Permits	60.00	0.00	60.00	100.0%
322.83 · Truck Parking Permits	280.00	100.00	180.00	280.0%
Total 321 · Licenses & Permits	137,768.62	125,850.00	11,918.62	109.5%
331 · Fines & Forfeits				
331.13 · Fines-Magistrate/County	34,108.93	40,000.00	-5,891.07	85.3%
331.14 · M/Veh Violations/State Police	4,099.29	4,000.00	99.29	102.5%
Total 331 · Fines & Forfeits	38,208.22	44,000.00	-5,791.78	86.8%
341 · Interest Earnings				
341.01 · Income on Investments	7,128.85	1,000.00	6,128.85	712.9%
342.00 · Rental Income	26,121.94	25,000.00	1,121.94	104.5%
Total 341 · Interest Earnings	33,250.79	26,000.00	7,250.79	127.9%
354 · Grant Proceeds				
354.15 · Act 101 Recycling Grant	0.00	4,000.00	-4,000.00	0.0%
354.20 · Miscellaneous Grants	73,692.00	0.00	73,692.00	100.0%
Total 354 · Grant Proceeds	73,692.00	4,000.00	69,692.00	1,842.3%
355 · State Entitlements				
355.01 · PURTA	3,231.57	3,500.00	-268.43	92.3%
355.04 · Liquor Licenses	1,000.00	1,000.00	0.00	100.0%
355.05 · Pension State Aid	118,945.60	112,000.00	6,945.60	106.2%
355.07 · Foreign Fire Fund	28,193.24	31,000.00	-2,806.76	90.9%
355.09 · Act 13 Impact Fee	663.78	700.00	-36.22	94.8%
357.01 · 1% Sales Tax	218,219.25	220,000.00	-1,780.75	99.2%
Total 355 · State Entitlements	370,253.44	368,200.00	2,053.44	100.6%
358 · Intergov. Contract Services				
358.10 · Police Services-Thornburg	92,668.56	95,500.00	-2,831.44	97.0%

BOROUGH OF CRAFTON
GENERAL FUND FINANCIAL REPORT

January 1, through December 31, 2017

	Jan - Dec 17	Budget	\$ Over Bu...	% of Bu...
358.11 · Fire Protection Services	8,500.08	8,500.00	0.08	100.0%
358.12 · Reimb. VehExp-Code Official	0.00	1,000.00	-1,000.00	0.0%
Total 358 · Intergov. Contract Services	101,168.64	105,000.00	-3,831.36	96.4%
360 · Charges For Service				
361.00 · Jordan-Trash Billing Fee	8,340.00	8,000.00	340.00	104.3%
361.34 · Zoning Hearing Board Fees	500.00	1,000.00	-500.00	50.0%
361.70 · Police Application Fees	0.00	1,000.00	-1,000.00	0.0%
362.11 · Sale of Accident Reports	2,265.00	1,500.00	765.00	151.0%
362.141 · Crossing Guard Reimb.	44,693.99	40,000.00	4,693.99	111.7%
362.41 · Bldg./Elec. Permit Fees	27,183.50	9,000.00	18,183.50	302.0%
362.48 · Rental Inspection Fee	5,040.00	4,000.00	1,040.00	126.0%
362.50 · Zoning Use Permits	5,225.00	3,000.00	2,225.00	174.2%
362.51 · Occupancy Permits	8,570.00	6,000.00	2,570.00	142.8%
362.55 · Other Permits Code Enforce	730.00	0.00	730.00	100.0%
363.51 · PennDot Snow Removal	7,696.02	7,000.00	696.02	109.9%
Total 360 · Charges For Service	110,243.51	80,500.00	29,743.51	136.9%
364 · Sanitation - Garbage Collection				
364.30 · Current Garbage Collection Fee	450,093.82	470,000.00	-19,906.18	95.8%
364.35 · Garbage Collection - Delinq.	88,967.37	50,000.00	38,967.37	177.9%
Total 364 · Sanitation - Garbage Collection	539,061.19	520,000.00	19,061.19	103.7%
367 · Recreation Fees				
367.10 · Miniature Golf Pay to Play	110.00	0.00	110.00	100.0%
367.20 · Pool Passes	31,655.00	30,000.00	1,655.00	105.5%
367.21 · Pool General Admission	44,849.00	35,000.00	9,849.00	128.1%
367.22 · Swimming Lessons	3,758.00	4,000.00	-242.00	94.0%
367.23 · Pool/Mini Golf Rentals	4,926.00	4,000.00	926.00	123.2%
367.24 · AquaRobics	171.00	250.00	-79.00	68.4%
367.25 · Chair Rentals-Locks	1,274.00	1,000.00	274.00	127.4%
367.30 · Sale of Wood Chips/Compost	185.00	100.00	85.00	185.0%
367.40 · Pool Concessions	23,481.68	20,000.00	3,481.68	117.4%
367.41 · Community Center Rentals	2,350.00	2,000.00	350.00	117.5%
367.42 · Park Shelter Rentals	4,720.00	3,500.00	1,220.00	134.9%
367.50 · Senior Dinner-Fees	2,260.00	2,000.00	260.00	113.0%
367.52 · Fundraising-Recreation	8,236.41	1,500.00	6,736.41	549.1%
Total 367 · Recreation Fees	127,976.09	103,350.00	24,626.09	123.8%
380 · Misc. Revenues				
380.01 · Refunds on Current Expenditures	1,890.12	1,000.00	890.12	189.0%
380.02 · Other	992.79	1,000.00	-7.21	99.3%
380.03 · Insurance Dividends	48,577.18	30,000.00	18,577.18	161.9%
380.04 · Reimb. Exp-Comp.Plan Ingram	0.00	15,000.00	-15,000.00	0.0%
380.05 · Drug Task Force OT	7,376.98	600.00	6,776.98	1,229.5%
380.12 · Reimbursed-P/D Overtime Details	9,145.42	0.00	9,145.42	100.0%
380.50 · Military Banner Receipts	17,535.00			
Total 380 · Misc. Revenues	85,517.49	47,600.00	37,917.49	179.7%
388 · Fiduciary Funds				
388.01 · Police Pension Contribution	40,210.41	35,000.00	5,210.41	114.9%
Total 388 · Fiduciary Funds	40,210.41	35,000.00	5,210.41	114.9%
390 · Other Financing Sources				
391.20 · Compensation of Fixed Assets	4,622.04	5,000.00	-377.96	92.4%
Total 390 · Other Financing Sources	4,622.04	5,000.00	-377.96	92.4%
392 · Interfund Transfers				
392.85 · Trf From Highway Aid	168,031.07	165,000.00	3,031.07	101.8%
392.88 · Trf from Road Tax Fund	-144.84	0.00	-144.84	100.0%
Total 392 · Interfund Transfers	167,886.23	165,000.00	2,886.23	101.7%
395 · Refunds of Prior Years				
395.02 · Gasoline Tax Refund	0.00	1,000.00	-1,000.00	0.0%
395.04 · Other	842.49	0.00	842.49	100.0%
399.00 · Sinking Fund Carryover	0.00	130,750.00	-130,750.00	0.0%

BOROUGH OF CRAFTON
GENERAL FUND FINANCIAL REPORT

January 1, through December 31, 2017

	Jan - Dec 17	Budget	\$ Over Bu...	% of Bu...
Total 395 · Refunds of Prior Years	842.49	131,750.00	-130,907.51	0.6%
Total Income	4,561,881.59	4,289,000.00	272,881.59	106.4%
Gross Profit	4,561,881.59	4,289,000.00	272,881.59	106.4%
Expense				
400 · Borough Administration				
400.11 · Salary of Council	8,400.00	8,400.00	0.00	100.0%
400.14 · Clerical	37,796.90	36,000.00	1,796.90	105.0%
400.154 · Health & Accident & STD	1,103.70	800.00	303.70	138.0%
400.156 · Hospitalization	57,450.11	60,000.00	-2,549.89	95.8%
400.161 · Social Security	13,295.11	13,000.00	295.11	102.3%
400.162 · Unemployment Compensation	919.12	2,500.00	-1,580.88	36.8%
400.163 · FSA	1,381.73	1,000.00	381.73	138.2%
400.164 · HRA	1,366.54	2,000.00	-633.46	68.3%
400.21 · Office Supplies/Postage	3,446.78	3,500.00	-53.22	98.5%
400.22 · Newsletter-Printing/Postage	531.32	1,000.00	-468.68	53.1%
400.26 · Minor Equipment	324.00	750.00	-426.00	43.2%
400.30 · Computer HW/SW Maint	0.00	1,000.00	-1,000.00	0.0%
400.32 · Communications	4,283.76	4,500.00	-216.24	95.2%
400.33 · Travel Expense	9.00	500.00	-491.00	1.8%
400.34 · Advertising	1,351.40	2,000.00	-648.60	67.6%
400.35 · Bonds	951.00	1,000.00	-49.00	95.1%
400.354 · Worker's Compensation	681.80	1,000.00	-318.20	68.2%
400.356 · Drug & Alcohol Testing	130.81	500.00	-369.19	26.2%
400.37 · Maint. & Repairs Equipment	4,566.06	3,000.00	1,566.06	152.2%
400.38 · Postage Meter Rental	576.00	750.00	-174.00	76.8%
400.39 · Equipmt. Lease - Copier	8,257.70	7,000.00	1,257.70	118.0%
400.42 · Council Meeting Expenses	776.20	1,000.00	-223.80	77.6%
400.43 · Subscriptions-Dues	2,404.00	1,500.00	904.00	160.3%
400.45 · Payroll Contract	6,638.79	6,500.00	138.79	102.1%
400.74 · Major Equipment	1,861.84	1,000.00	861.84	186.2%
401.11 · Mayor - Salary	1,800.00	1,800.00	0.00	100.0%
401.42 · Mayor - Membershp Dues/Seminars	130.00	200.00	-70.00	65.0%
402.11 · Auditing - Professional Auditor	11,997.50	12,500.00	-502.50	96.0%
402.12 · Salary - Treasurer	3,000.00	2,700.00	300.00	111.1%
404.31 · Solicitor Expenses	24,630.78	35,000.00	-10,369.22	70.4%
404.32 · Legal-Litigation	0.00	1,000.00	-1,000.00	0.0%
404.332 · Labor Counsel	0.00	2,000.00	-2,000.00	0.0%
405.12 · Salary - Admin. Assistant	40,137.21	40,000.00	137.21	100.3%
405.13 · Salary - Manager	88,584.03	86,900.00	1,684.03	101.9%
406.46 · Training Seminars	5,307.00	5,000.00	307.00	106.1%
407.32 · IT Expenses	5,556.00	5,000.00	556.00	111.1%
408.31 · Engineer Retainer	1,200.00	1,200.00	0.00	100.0%
Total 400 · Borough Administration	340,846.19	353,500.00	-12,653.81	96.4%
403 · Tax Collection				
403.11 · Salary - Property Tax Collector	480.00	500.00	-20.00	96.0%
403.31 · Auditing Services	214.03			
403.351 · Bonds - Prop.Tax Collector	401.00	400.00	1.00	100.3%
403.46 · Jordan-Liens-Revivals-SherSales	21,050.50	10,000.00	11,050.50	210.5%
403.461 · Jordan Tax - TCF Fees	18,908.67	16,000.00	2,908.67	118.2%
403.462 · Jordan Tax - R/E Tax Collec Fee	7,416.00	7,500.00	-84.00	98.9%
403.463 · Jordan Tax-Prior R/E Tax Fee	18,482.28	17,000.00	1,482.28	108.7%
403.47 · Jordan Act 511 Fees	9,981.65	10,000.00	-18.35	99.8%
403.48 · Jordan-Act 32 SWTax District	15,443.45	15,000.00	443.45	103.0%
403.76 · Rad Tax Payment	440.06	1,500.00	-1,059.94	29.3%
491.02 · RE Tax Refund - Prior	6,535.40	2,000.00	4,535.40	326.8%
491.03 · Refunds - LST	574.58	500.00	74.58	114.9%
491.06 · Refunds - Trash Collection	0.00	500.00	-500.00	0.0%
Total 403 · Tax Collection	99,927.62	80,900.00	19,027.62	123.5%
409 · Municipal Properties				
409.21 · Maintenance Supplies	1,603.27	1,500.00	103.27	106.9%
409.26 · Minor Equipment	0.00	500.00	-500.00	0.0%

BOROUGH OF CRAFTON
GENERAL FUND FINANCIAL REPORT

January 1, through December 31, 2017

	Jan - Dec 17	Budget	\$ Over Bu...	% of Bu...
409.36 · Utilities	22,134.35	20,000.00	2,134.35	110.7%
409.361 · Utilities - District Magistrate	7,070.17	6,000.00	1,070.17	117.8%
409.37 · Repairs/Maintenance	17,218.93	15,000.00	2,218.93	114.8%
409.371 · Repairs/Maint- Dist. Magistrate	1,150.56	2,500.00	-1,349.44	46.0%
409.45 · Contracts - Custodian/Mats	10,903.76	9,000.00	1,903.76	121.2%
409.50 · Municipal Prop. Misc.	2,095.00	1,500.00	595.00	139.7%
409.71 · Cap Improvements - Dist. Magist	0.00	1,000.00	-1,000.00	0.0%
409.76 · Refunds - Community Center	0.00	100.00	-100.00	0.0%
Total 409 · Municipal Properties	62,176.04	57,100.00	5,076.04	108.9%
410 · Police Services				
410.12 · Salaries - Police Officers	615,267.70	597,000.00	18,267.70	103.1%
410.121 · Salary - Chief	96,935.23	92,000.00	4,935.23	105.4%
410.13 · Longevity - Police	4,250.00	4,500.00	-250.00	94.4%
410.14 · Salary - Police Secretary	30,481.50	33,500.00	-3,018.50	91.0%
410.154 · Health & Accident & STD	3,893.40	4,000.00	-106.60	97.3%
410.156 · Hospitalization	116,593.08	130,000.00	-13,406.92	89.7%
410.161 · Social Security	71,739.92	69,000.00	2,739.92	104.0%
410.162 · Unemployment Compensation	5,135.26	8,000.00	-2,864.74	64.2%
410.163 · FSA	3,365.94	4,500.00	-1,134.06	74.8%
410.164 · HRA	3,809.98	6,000.00	-2,190.02	63.5%
410.18 · Wages - Crossing Guards	83,230.00	81,000.00	2,230.00	102.8%
410.181 · Wages - Jail Guards	300.00	1,000.00	-700.00	30.0%
410.19 · O.T. Police (see 380.12 Reimb.)	22,336.57	20,000.00	2,336.57	111.7%
410.191 · Court /School - Reimb Expenses	2,071.00	2,000.00	71.00	103.6%
410.192 · Court Overtime	55,132.25	40,000.00	15,132.25	137.8%
410.193 · DANET O.T. (See 380.05 offset)	7,754.47	5,000.00	2,754.47	155.1%
410.21 · Office Supplies/Postage	2,543.17	3,000.00	-456.83	84.8%
410.22 · Ammunition	1,349.23	1,500.00	-150.77	89.9%
410.23 · Uniform Allowance	6,210.54	7,700.00	-1,489.46	80.7%
410.232 · Uniform Allowance - Crossing Gu	437.19	1,250.00	-812.81	35.0%
410.24 · Fuel Expense	10,181.92	13,000.00	-2,818.08	78.3%
410.25 · Maintenance Equip.-Supplies	1,847.12	3,500.00	-1,652.88	52.8%
410.26 · Minor Equipment	4,031.03	5,000.00	-968.97	80.6%
410.32 · Communications	8,671.14	12,000.00	-3,328.86	72.3%
410.321 · IT Expense	5,537.50	5,000.00	537.50	110.8%
410.354 · Worker's Compensation	41,589.36	43,000.00	-1,410.64	96.7%
410.355 · Worker's Comp.--School Guards	5,651.00	6,500.00	-849.00	86.9%
410.37 · Vehicle Maintenance	5,334.43	10,000.00	-4,665.57	53.3%
410.42 · Dues Police Chief	889.00	900.00	-11.00	98.8%
410.421 · Dues - Police Officers	600.00	700.00	-100.00	85.7%
410.45 · Animal Control	3,645.00	4,800.00	-1,155.00	75.9%
410.53 · Civil Service Commission	115.60	2,500.00	-2,384.40	4.6%
410.74 · Capital Outlay	31,681.00	36,000.00	-4,319.00	88.0%
410.75 · Training - Police Officers	6,203.31	8,000.00	-1,796.69	77.5%
410.751 · Training - Police Chief	95.00	1,500.00	-1,405.00	6.3%
410.76 · Computer Expense	3,168.50	6,000.00	-2,831.50	52.8%
410.77 · Video Recording Devices	4,760.64	8,000.00	-3,239.36	59.5%
Total 410 · Police Services	1,266,837.98	1,277,350.00	-10,512.02	99.2%
411 · Fire Protection				
411.10 · Physicals-Annual CVFD	0.00	6,000.00	-6,000.00	0.0%
411.22 · Operating Supplies	945.64	2,500.00	-1,554.36	37.8%
411.23 · Minor Equip. Repair	4,204.47	5,000.00	-795.53	84.1%
411.231 · Minor Equip. Purchase	0.00	5,000.00	-5,000.00	0.0%
411.24 · Fuel, Oil	4,011.61	4,500.00	-488.39	89.1%
411.32 · Communications	3,268.08	6,000.00	-2,731.92	54.5%
411.354 · Worker's Compensation	20,791.00	18,000.00	2,791.00	115.5%
411.37 · Vehicle Maintenance	4,236.17	10,000.00	-5,763.83	42.4%
411.38 · Hydrant Rental	23,766.41	23,250.00	516.41	102.2%
411.45 · Equip. Inspection & Testing	13,669.21	5,500.00	8,169.21	248.5%
411.53 · Annual Contribution	40,000.00	40,000.00	0.00	100.0%
411.70 · Major Equipment	8,952.43	20,300.00	-11,347.57	44.1%
411.90 · Trf to Major Equipment Fund	37,400.00	37,400.00	0.00	100.0%
411.901 · Trf to Minor Equipment Fund	22,000.00	22,000.00	0.00	100.0%

BOROUGH OF CRAFTON
GENERAL FUND FINANCIAL REPORT

January 1, through December 31, 2017

	Jan - Dec 17	Budget	\$ Over Bu...	% of Bu...
Total 411 · Fire Protection	183,245.02	205,450.00	-22,204.98	89.2%
413 · Building Inspection				
413.12 · Salary - Fire Marshal	0.00	500.00	-500.00	0.0%
413.13 · Salary - Ordinance Officer	4,800.00	13,000.00	-8,200.00	36.9%
413.14 · Zoning inspections	9,598.00	8,500.00	1,098.00	112.9%
413.15 · Training & Education	700.00	500.00	200.00	140.0%
413.161 · Social Security	367.20	800.00	-432.80	45.9%
413.162 · Unemployment Compensation	80.15	500.00	-419.85	16.0%
413.21 · Office Supplies	491.44	200.00	291.44	245.7%
413.24 · Fuel	709.44	1,000.00	-290.56	70.9%
413.32 · Communic/Internet - Ord. Offcr	1,099.20	2,000.00	-900.80	55.0%
413.354 · Worker's Compensation	9.64	500.00	-490.36	1.9%
413.37 · Vehicle Repairs	1,343.34	1,000.00	343.34	134.3%
413.45 · Demolition-Blight Props	782.66	15,000.00	-14,217.34	5.2%
413.47 · Bldg Permit DCED	188.00	200.00	-12.00	94.0%
414.12 · Bldg Permit-Inspection Fees	21,740.80	12,000.00	9,740.80	181.2%
414.14 · ZHB - Court Reporter/Sec'y	140.00	500.00	-360.00	28.0%
414.21 · ZHB Office-Adv-Postage	107.00	250.00	-143.00	42.8%
414.31 · ZHB Legal Services	735.00	2,000.00	-1,265.00	36.8%
414.46 · Recodify Boro Ordinances	2,690.60	1,500.00	1,190.60	179.4%
Total 413 · Building Inspection	45,582.47	59,950.00	-14,367.53	76.0%
427 · Refuse - Recycling Removal				
427.10 · Garbage Contract	445,596.00	445,600.00	-4.00	100.0%
427.12 · Recycling Contract	71,232.60	71,350.00	-117.40	99.8%
Total 427 · Refuse - Recycling Removal	516,828.60	516,950.00	-121.40	100.0%
430 · Public Works Department				
430.10 · Salary - P/W Supervisor	68,910.16	67,600.00	1,310.16	101.9%
430.14 · Salaries - Full Time Employees	292,358.40	295,000.00	-2,641.60	99.1%
430.15 · Wages - Reg. Overtime Pay	1,610.70	3,000.00	-1,389.30	53.7%
430.154 · Health & Accident & STD	2,569.80	2,300.00	269.80	111.7%
430.156 · Hospitalization	97,946.39	105,000.00	-7,053.61	93.3%
430.16 · Wages - Part Time	0.00	1,500.00	-1,500.00	0.0%
430.161 · Social Security	29,745.38	26,000.00	3,745.38	114.4%
430.162 · Unemployment Compensation	2,645.73	3,500.00	-854.27	75.6%
430.163 · FSA	1,025.00	3,000.00	-1,975.00	34.2%
430.164 · HRA	4,498.45	5,500.00	-1,001.55	81.8%
430.18 · Wages - Seasonal Employment	25,675.00	25,000.00	675.00	102.7%
430.21 · Public Works - Misc. Supplies	2,066.88	2,000.00	66.88	103.3%
430.23 · Uniforms	6,205.86	6,000.00	205.86	103.4%
430.24 · Fuel	8,857.53	10,000.00	-1,142.47	88.6%
430.25 · Repairs - Maintenance	11,256.51	12,000.00	-743.49	93.8%
430.26 · Small Tools	3,212.24	4,000.00	-787.76	80.3%
430.31 · Engineering Services	32,733.72	55,000.00	-22,266.28	59.5%
430.32 · Communications	3,615.13	3,500.00	115.13	103.3%
430.354 · Worker's Compensation	24,649.60	28,000.00	-3,350.40	88.0%
430.356 · Drug/Alcohol Testing	166.86	500.00	-333.14	33.4%
430.36 · Utilities	5,998.43	7,000.00	-1,001.57	85.7%
430.37 · Vehicle Repairs	10,568.94	10,000.00	568.94	105.7%
430.42 · Licenses, Permits and Training	426.00	1,000.00	-574.00	42.6%
430.74 · Capital Outlay - minor equip	280.54	5,000.00	-4,719.46	5.6%
430.742 · Pub.Works - Cap. Outlay Equip	0.00	5,000.00	-5,000.00	0.0%
432.14 · Wages - Snow Removal Overtime	2,896.82	10,000.00	-7,103.18	29.0%
432.22 · Anti-Skid Materials	42,147.67	50,000.00	-7,852.33	84.3%
433.22 · Signs & Posts	5,589.35	5,000.00	589.35	111.8%
433.45 · Signals Maintenance	1,119.00	10,000.00	-8,881.00	11.2%
433.451 · Electricity Signals	5,705.79	4,500.00	1,205.79	126.8%
434.45 · Street Lighting	83,636.37	90,000.00	-6,363.63	92.9%
435.22 · Material Curbing Supplies	215.68	500.00	-284.32	43.1%
435.245 · Stairs and Sidewalks	693.53	5,000.00	-4,306.47	13.9%
438.22 · Material Roads Supplies	17,613.00	10,000.00	7,613.00	176.1%
438.38 · Rental Equipment	1,752.42	1,500.00	252.42	116.8%
Total 430 · Public Works Department	798,392.88	872,900.00	-74,507.12	91.5%

BOROUGH OF CRAFTON
GENERAL FUND FINANCIAL REPORT

January 1, through December 31, 2017

	Jan - Dec 17	Budget	\$ Over Bu...	% of Bu...
452 · Recreation				
452.01 · Social Security	6,102.24	6,500.00	-397.76	93.9%
452.14 · Wages - Pool Personnel	68,575.36	72,000.00	-3,424.64	95.2%
452.15 · Wages - Pool Concess.	11,196.95	11,000.00	196.95	101.8%
452.162 · Unemployment Compensation	2,300.33	1,000.00	1,300.33	230.0%
452.20 · Pool Lic., Pmts,Trng, Clrnc	1,114.25	1,500.00	-385.75	74.3%
452.21 · Maintenance Supplies	1,695.53	2,500.00	-804.47	67.8%
452.22 · Pool Filtration	7,430.59	12,000.00	-4,569.41	61.9%
452.23 · Operating Supplies	2,152.71	5,000.00	-2,847.29	43.1%
452.25 · Pool Repairs/Maintenance	1,832.24	2,500.00	-667.76	73.3%
452.26 · Pool Minor Equipment	5,310.83	3,000.00	2,310.83	177.0%
452.27 · Computer H/W & Internet	615.45	1,000.00	-384.55	61.5%
452.32 · Communications	559.61	500.00	59.61	111.9%
452.354 · Worker's Compensation	4,925.36	4,000.00	925.36	123.1%
452.36 · Utilities	12,466.13	12,000.00	466.13	103.9%
452.37 · Pool Bldgs - Rep/Maint	689.13	7,000.00	-6,310.87	9.8%
452.371 · Concession - Rep/Maint/Eq	1,394.24	4,000.00	-2,605.76	34.9%
453.21 · Supplies - Concession Stand	13,060.60	15,000.00	-1,939.40	87.1%
453.23 · Sr. Dinner (offset 367.50)	4,199.31	3,500.00	699.31	120.0%
453.37 · Maint/Repairs - Mini Golf	561.65			
453.49 · Rec. Activities - Expenses	446.14	1,000.00	-553.86	44.6%
Total 452 · Recreation	146,628.65	165,000.00	-18,371.35	88.9%
454 · Parks & Shade Trees				
454.25 · Maintenance Supplies	617.82	1,500.00	-882.18	41.2%
454.26 · Minor Equipment	699.94	1,000.00	-300.06	70.0%
454.36 · Utilities	3,998.62	4,000.00	-1.38	100.0%
454.37 · Maintenance - Repairs Services	4,480.65	7,500.00	-3,019.35	59.7%
454.75 · Park Equip.- Cap.Improvements	0.00	5,000.00	-5,000.00	0.0%
454.76 · Refunds - Park Shelters	0.00	100.00	-100.00	0.0%
455.22 · Shade Tree Operating Supplies	171.99	500.00	-328.01	34.4%
455.44 · Shade Tree - Arborist	0.00	3,000.00	-3,000.00	0.0%
455.45 · Tree Maint.- Plantings	1,987.36	5,000.00	-3,012.64	39.7%
455.46 · Boro Gardens	443.49	1,000.00	-556.51	44.3%
Total 454 · Parks & Shade Trees	12,399.87	28,600.00	-16,200.13	43.4%
456 · Community Services				
456.54 · Library Contributions	70,000.00	70,000.00	0.00	100.0%
458.22 · Comm Ctr Supplies	0.00	250.00	-250.00	0.0%
458.55 · Crafton Performing Arts	0.00	250.00	-250.00	0.0%
458.56 · Borough Tributes	879.27	1,000.00	-120.73	87.9%
458.57 · Misc. Contributions	19.99	200.00	-180.01	10.0%
459.54 · Celebrates Fireworks	4,000.00			
462.34 · Community Dev/Promotion	580.00	500.00	80.00	116.0%
462.50 · Military Banner Expenses	17,553.96			
Total 456 · Community Services	93,033.22	72,200.00	20,833.22	128.9%
471 · Debt Services - Principal				
471.21 · PNC-Duncan Gen Ob Note	262,562.04	257,500.00	5,062.04	102.0%
471.35 · PNC Lease Agmt. Hvy Eq.	44,995.30	16,500.00	28,495.30	272.7%
Total 471 · Debt Services - Principal	307,557.34	274,000.00	33,557.34	112.2%
472 · Debt Services - Interest				
472.21 · PNC-Duncan Prop-Interest	11,569.63	17,500.00	-5,930.37	66.1%
472.35 · PNC Lease Agmt. Hvy Eq.	3,199.86	3,800.00	-600.14	84.2%
Total 472 · Debt Services - Interest	14,769.49	21,300.00	-6,530.51	69.3%
480 · Insurance				
480.03 · Drug Screening	1,896.10	1,800.00	96.10	105.3%
486.00 · Compreh. Liability/Property Ins	77,691.39	80,000.00	-2,308.61	97.1%
486.81 · Property Loss Claims-Borough	9,430.09	10,000.00	-569.91	94.3%
Total 480 · Insurance	89,017.58	91,800.00	-2,782.42	97.0%
483 · Agency And Trust				
483.001 · Police Pension Contrib.	40,210.41	35,000.00	5,210.41	114.9%
483.02 · Foreign Fire Relief	28,193.24	31,000.00	-2,806.76	90.9%

**BOROUGH OF CRAFTON
GENERAL FUND FINANCIAL REPORT**

January 1, through December 31, 2017

	Jan - Dec 17	Budget	\$ Over Bu...	% of Bu...
483.10 · Police Pension Fund MMO	82,588.56	75,000.00	7,588.56	110.1%
483.30 · Employee Pension Fund MMO	71,037.00	71,000.00	37.00	100.1%
Total 483 · Agency And Trust	222,029.21	212,000.00	10,029.21	104.7%
492 · Interfund Operating Transfers				
492.36 · TRF-Fundraiser Proceeds-Pool	7,790.24			
Total 492 · Interfund Operating Transfers	7,790.24	0.00	7,790.24	100.0%
66900 · Reconciliation Discrepancies	-160.00			
Total Expense	4,206,902.40	4,289,000.00	-82,097.60	98.1%
Net Income	354,979.19	0.00	354,979.19	100.0%

**Capital Projects Reserve Fund
Capital Project Reserve Fund Financial Report**
January 1, 2017 to December 31, 2017

	Jan - Dec 17	Budget	\$ Over Budget	% of ...
Income				
354.01 GROW Grant Alcosan	76,944.00	213,000.00	-136,056.00	36.1%
354.02 Small Water/Sewer Grant	0.00	164,000.00	-164,000.00	0.0%
355.12 DCED - Planning Grant	64,861.42	47,000.00	17,861.42	138.0%
395.01 GF Reserve Trf-PLGIT	13,894.71	175,000.00	-161,305.29	7.8%
Total Income	155,500.13	599,000.00	-443,499.87	26.0%
Expense				
409.10 Boro Bldg Upgrades	0.00	20,000.00	-20,000.00	0.0%
411.74 CVFD-SCBA Equip Reserve	0.00	78,000.00	-78,000.00	0.0%
414.75 Multi-Munic. Comp Plan	75,892.64	47,000.00	28,892.64	161.5%
429.611 GROW Grant-Expenditure	142,312.15	258,000.00	-115,687.85	55.2%
429.612 Small Water/Sewer Grant	0.00	193,000.00	-193,000.00	0.0%
430.74 P/W Equipment	0.00	3,000.00	-3,000.00	0.0%
Total Expense	218,204.79	599,000.00	-380,795.21	36.4%
Net Income	-62,704.66	0.00	-62,704.66	100.0%

**Road Tax Fund
ROAD TAX FUND FINANCIAL REPORT**
January 1, 2017 through December 31, 2017


	Jan - Dec 17	Budget	\$ Over Budget	% of B...
Income				
301.10 Road Tax - Current	476,734.78	430,000.00	46,734.78	110.9%
301.20 Road Tax - Prior	16,710.58	15,000.00	1,710.58	111.4%
319.01 Road Tax - P & I	5,345.53	5,000.00	345.53	106.9%
399.00 Cap Proj. Fund Carryover	0.00	240,000.00	-240,000.00	0.0%
Total Income	498,790.89	690,000.00	-191,209.11	72.3%
Expense				
430.31 Engineering - Roads	56,917.30	78,000.00	-21,082.70	73.0%
437. Equipment Repairs	681.36			
438.45 Road - Contract Services	584.00	10,000.00	-9,416.00	5.8%
438.74 Cap. Outlay - Equipment	27,040.00	35,000.00	-7,960.00	77.3%
439.45 Road Paving Program	483,385.21	567,000.00	-83,614.79	85.3%
491.10 Tax Refunds - Current	3,005.86			
491.20 Tax Refund - Prior	2,059.79			
Total Expense	573,673.52	690,000.00	-116,326.48	83.1%
Net Income	-74,882.63	0.00	-74,882.63	100.0%

Sewer Fund Sewer Fund Financial Report

Cash Basis

January 1, 2017 to December 31, 2017

	Jan - Dec 17	Budget	\$ Over Bud...	% of Bu...
Income				
319 · Interest/Penalty-Jordan	23,470.41	25,000.00	-1,529.59	93.9%
341 · Interest on Investment-PLGIT	8,257.48	500.00	7,757.48	1,651.5%
364 · Current Sewer User Fees	1,915,073.48	1,750,000.00	165,073.48	109.4%
364.01 · Delinquent Sewer User F...	14,584.62	20,000.00	-5,415.38	72.9%
380 · Other - Alcosan Billing Rei...	6,373.51	6,000.00	373.51	106.2%
382 · Misc Income	85,144.10	0.00	85,144.10	100.0%
383.10 · Sewer Tap In Fees	0.00	0.00	0.00	0.0%
399 · Sinking Fund Carryover	0.00	0.00	0.00	0.0%
Total Income	2,052,903.60	1,801,500.00	251,403.60	114.0%
Expense				
421 · Office Supplies-Postage	1,241.46	500.00	741.46	248.3%
425 · Maint/Rep.Materials	5,405.88	4,000.00	1,405.88	135.1%
430 · Billing Fee - PAWC/Jordan	25,283.80	65,000.00	-39,716.20	38.9%
431 · Prof. Services - Engineering	173,064.35	150,000.00	23,064.35	115.4%
432 · Prof. Services - Legal	0.00	1,000.00	-1,000.00	0.0%
436 · Alocsan - Qtrly Usage Chgs	902,650.08	932,500.00	-29,849.92	96.8%
437 · Equipment Repairs	8,947.94	12,000.00	-3,052.06	74.6%
438 · Fuel - Sweeper- Trk#108	5,782.38	3,000.00	2,782.38	192.7%
439 · Water - St Sweeper	0.00	500.00	-500.00	0.0%
442 · Dues - Permits	7,913.66	7,500.00	413.66	105.5%
445 · Vactor charge	6,720.00	10,000.00	-3,280.00	67.2%
446 · Munic. Claim Commission	4,121.66	4,000.00	121.66	103.0%
470.1 · Principal - Pennvest I	50,806.31	51,000.00	-193.69	99.6%
470.2 · Principal - Pennvest II	37,253.83	37,500.00	-246.17	99.3%
471.1 · Interest - Pennvest I	15,530.77	16,000.00	-469.23	97.1%
471.2 · Interest - Pennvest II	11,297.93	11,500.00	-202.07	98.2%
473 · COA Requirements	266,581.66	460,500.00	-193,918.34	57.9%
475 · Cap Equipment Purchases	8,699.13			
491 · Refunds	4,607.26			
492 · Capital Project - Reserve Fu...	0.00	35,000.00	-35,000.00	0.0%
Total Expense	1,535,908.10	1,801,500.00	-265,591.90	85.3%
Net Income	516,995.50	0.00	516,995.50	100.0%



Jordan Tax Service, Inc.

102 Rahway Road • McMurray, PA 15317-3349

(412) 835-5243 • Fax (412) 835-5244

(724) 731-2300 • Fax (724) 731-2398

www.jordantax.com

Tax & Record
Services

Municipal

Business

Individual

January 17, 2018

Borough of Crafton
Ann C. Scott, Borough Manager
Municipal Building
100 Stotz Avenue
Pittsburgh, PA 15205

RE: Delinquent Earned Income & Net Profits Tax
Collection Summary Report
December, 2017

Detailed below are the Delinquent Earned Income Tax Collections remitted to the Borough for the Month of December, 2017:

PERIOD	TAX	PEN & INT	MUNICIPAL SHARE (50.00%)	
			MONTH	YEAR TO DATE
2011 and Prior	\$ 3,256.65	\$ 323.77	\$ 3,580.42	\$ 61,815.47
Add: Commissions	355.81	-	355.81	6,137.59
Refunds Issued	-	-	-	-
Net Collections	<u>\$ 3,612.46</u>	<u>\$ 323.77</u>	<u>\$ 3,936.23</u>	<u>\$ 67,953.06</u>

Amounts Transferred:

Date	Reference	Amount
12/31/17	Ck #1927	\$ 3,936.23

Total Transfers \$ 3,936.23

We have enclosed our invoice for services.

Very truly yours,
JORDAN TAX SERVICE, INC.

WILLIAM R. LINNERT, JR.

CURRENT YEAR TO DATE DISTRIBUTIONS

	Resident Tax Amount	Non-Resident Tax Amount	Pen/Int Amount	Costs & Credits	Total Collections	Dist Year	Resident Tax Amount	Non-Resident Tax Amount	Pen/Int Amount	TCD Commission	Charges & Credits	Total Distribution
2012 Collections	873.80	(6.67)	201.00	0.00	1,068.13	2017	873.80	(6.67)	201.00	(18.65)	0.00	\$1,049.48
2012 Refunds	(39.00)	0.00	0.00	0.00	(39.00)	2017	(39.00)	0.00	0.00	0.00	0.00	(\$39.00)
2013 Collections	858.45	0.00	258.82	0.00	1,117.27	2017	858.45	0.00	258.82	(21.48)	0.00	\$1,095.79
2013 Refunds	9.50	0.00	0.00	0.00	9.50	2017	9.50	0.00	0.00	0.00	0.00	\$9.50
2014 Collections	1,831.20	0.00	157.00	0.00	1,988.20	2017	1,831.20	0.00	157.00	(33.64)	0.00	\$1,954.56
2014 Refunds	(295.50)	0.00	0.00	0.00	(295.50)	2017	(295.50)	0.00	0.00	0.00	0.00	(\$295.50)
2015 Collections	2,408.42	0.00	147.12	0.00	2,555.54	2017	2,408.42	0.00	147.12	(78.80)	0.00	\$2,476.74
2015 Refunds	(543.00)	0.00	0.00	0.00	(543.00)	2017	(543.00)	0.00	0.00	0.00	0.00	(\$543.00)
2016 Collections	240,140.01	1,818.12	132.99	0.00	242,091.12	2017	240,140.01	1,818.12	132.99	(4,284.47)	0.00	\$237,806.65
2016 Refunds	(31,178.00)	(34.00)	0.00	0.00	(31,212.00)	2017	(31,178.00)	(34.00)	0.00	0.00	0.00	(\$31,212.00)
2017 Collections	616,081.93	4,025.97	1.33	0.00	620,109.23	2017	616,081.93	4,025.97	1.33	(11,006.41)	0.00	\$609,102.82
Current Year To Date	830,147.81	5,803.42	888.26	0.00	836,848.49	2017	830,147.81	5,803.42	888.26	(15,443.45)	0.00	\$821,406.84

2017 Service → 1,344.53
 Credit 820,061.51 *

TOTAL DISTRIBUTIONS BY TAX YEAR SINCE INCEPTION

	Resident Tax Amount	Non-Resident Tax Amount	Pen/Int Amount	Costs & Credits	Total Collections	Dist Year	Resident Tax Amount	Non-Resident Tax Amount	Pen/Int Amount	TCD Commission	Charges & Credits	Total Distribution
2012 Collections	719,286.09	8,202.07	776.53	0.00	728,264.69	ALL	719,286.09	8,202.07	776.53	(13,176.38)	0.00	\$715,088.31
2012 Refunds	(20,642.00)	0.00	0.00	0.00	(20,642.00)	ALL	(20,642.00)	0.00	0.00	0.00	0.00	(\$20,642.00)
2013 Collections	755,069.99	8,394.01	434.32	0.00	763,898.32	ALL	755,069.99	8,394.01	434.32	(13,720.89)	0.00	\$750,177.43
2013 Refunds	(27,121.00)	0.00	0.00	0.00	(27,121.00)	ALL	(27,121.00)	0.00	0.00	0.00	0.00	(\$27,121.00)
2014 Collections	780,599.20	5,197.54	323.94	0.00	786,120.68	ALL	780,599.20	5,197.54	323.94	(14,047.62)	0.00	\$772,073.06
2014 Refunds	(27,971.50)	0.00	0.00	0.00	(27,971.50)	ALL	(27,971.50)	0.00	0.00	0.00	0.00	(\$27,971.50)
2015 Collections	813,351.63	5,253.31	209.62	0.00	818,814.56	ALL	813,351.63	5,253.31	209.62	(14,684.29)	0.00	\$804,130.27
2015 Refunds	(29,841.00)	(61.00)	0.00	0.00	(29,902.00)	ALL	(29,841.00)	(61.00)	0.00	0.00	0.00	(\$29,902.00)
2016 Collections	823,081.91	6,037.95	132.99	0.00	829,252.85	ALL	823,081.91	6,037.95	132.99	(14,746.12)	0.00	\$814,506.73
2016 Refunds	(31,178.00)	(34.00)	0.00	0.00	(31,212.00)	ALL	(31,178.00)	(34.00)	0.00	0.00	0.00	(\$31,212.00)
2017 Collections	616,081.93	4,025.97	1.33	0.00	620,109.23	ALL	616,081.93	4,025.97	1.33	(11,006.41)	0.00	\$609,102.82
Tax Year Totals	4,370,717.25	37,015.85	1,878.7	0.00	4,409,611.83	ALL	4,370,717.25	37,015.85	1,878.7	(81,381.71)	0.00	\$4,328,230.12


BOROUGH OF CRAFTON
GENERAL FUND FINANCIAL REPORT
 January 1, through October 31, 2017

	<u>Jan - Dec...</u>	<u>Budget</u>	<u>\$ Over B...</u>	<u>% of B...</u>
Income				
310 · Act 511 Taxes				
310.21 · EIT - Current	617,684.69	525,000.00	92,684.69	117.7%
310.22 · EIT - Prior	216,923.34	250,000.00	-33,076.66	86.8%
Total 310 · Act 511 Taxes	<u>834,608.03</u>	<u>775,000.00</u>	<u>59,608.03</u>	<u>107.7%</u>
319 · Penalty/Interest				
319.12 · P/I EIT	896.93	8,000.00	-7,103.07	11.2%
Total 319 · Penalty/Interest	<u>896.93</u>	<u>8,000.00</u>	<u>-7,103.07</u>	<u>11.2%</u>
Total Income	<u>835,504.96</u>	<u>783,000.00</u>	<u>52,504.96</u>	<u>106.7%</u>
Gross Profit	835,504.96	783,000.00	52,504.96	106.7%
Expense				
403 · Tax Collection				
403.48 · Jordan-Act 32 SWTax District	15,443.45	15,000.00	443.45	103.0%
Total 403 · Tax Collection	<u>15,443.45</u>	<u>15,000.00</u>	<u>443.45</u>	<u>103.0%</u>
Total Expense	<u>15,443.45</u>	<u>15,000.00</u>	<u>443.45</u>	<u>103.0%</u>
Net Income	<u><u>820,061.51</u></u>	<u><u>768,000.00</u></u>	<u><u>52,061.51</u></u>	<u><u>106.8%</u></u>

Total EIT 820,061.51
 Vol Service Cred. 1,344.53

 821,406.04

0 ·	C
820,061.51	+
1,344.53	+
821,406.04	*



Jordan Tax Service, Inc.

102 Rahway Road • McMurray, PA 15317-3349
(412) 835-5243 • Fax (412) 835-5244
(724) 731-2300 • Fax (724) 731-2398
www.jordantax.com

Tax & Record
Services
Municipal
Business
Individual

January 17, 2018

Borough of Crafton
Ann C. Scott, Borough Manager
Municipal Building
100 Stotz Avenue
Pittsburgh, PA 15205

RE: Local Services Tax Collections
Collection Summary Report
December, 2017

Detailed below are the Local Services Tax Collections remitted to the Borough for the Collection Period of December 1, 2017 through December 31, 2017:

<u>PERIOD</u>	<u>TAX</u>	<u>PEN & INT</u>	<u>TOTAL COLLECTIONS</u>	<u>YEAR TO DATE</u>
2015 and Prior	\$ -	\$ -	\$ -	\$ 396.00
2016	-	-	-	12,135.13
2017	244.00	-	244.00	37,123.01
Total Collections	244.00	-	244.00	49,654.14
Refunds Issued	-	-	-	(574.58)
	<u>\$ 244.00</u>	<u>\$ -</u>		
Net Collections			<u>\$ 244.00</u>	<u>\$ 49,079.56</u>

Amounts Remitted:


<u>Date</u>	<u>Batch #</u>	<u>Amount</u>
12/05/17	34	\$ 21.00
12/07/17	35	191.00
12/13/17	36	32.00

Total Deposited \$ 244.00

We have enclosed our invoice for services.

Very truly yours,
JORDAN TAX SERVICE, INC.

WILLIAM R. LINNERT, JR.



Jordan Tax Service, Inc.

102 Rahway Road • McMurray, PA 15317-3349

(412) 835-5243 • Fax (412) 835-5244

(724) 731-2300 • Fax (724) 731-2398

www.jordantax.com

Tax & Record
Services

Municipal

Business

Individual

January 17, 2018

Borough of Crafton
Ann C. Scott, Borough Manager
Municipal Building
100 Stotz Avenue
Pittsburgh, PA 15205

RE: Business Privilege Tax
Collection Summary Report
December, 2017

Detailed below are the Business Privilege Tax Collections remitted to the Borough for the Collection Period of December 1, 2017 through December 31, 2017:

<u>PERIOD</u>	<u>TAX</u>	<u>LICENSE</u>	<u>PEN & INT</u>	<u>TOTAL COLLECTIONS</u>	<u>YEAR TO DATE</u>
2015 and Prior	\$ -	\$ -	\$ -	\$ -	\$ 145.00
2016	-	-	-	-	1,090.14
2017	91.24	30.00	16.19	137.43	64,240.63
Total Collections	91.24	30.00	16.19	137.43	65,475.77
Refunds Issued	-	-	-	-	-
	<u>\$ 91.24</u>	<u>\$ 30.00</u>	<u>\$ 16.19</u>		
Net Collections				<u>\$ 137.43</u>	<u>\$ 65,475.77</u>


Amounts Deposited:

<u>Date</u>	<u>Batch #</u>	<u>Amount</u>
12/05/17	36	\$ 137.43
Total Deposited		<u>\$ 137.43</u>

We have enclosed our invoice for services.

Very truly yours,
JORDAN TAX SERVICE, INC.

WILLIAM R. LINNERT, JR.



Jordan Tax Service, Inc.

102 Rahway Road • McMurray, PA 15317-3349

(412) 835-5243 • Fax (412) 835-5244

(724) 731-2300 • Fax (724) 731-2398

www.jordantax.com

Tax & Record
Services

Municipal

Business

Individual

January 17, 2018

Borough of Crafton
Ann C. Scott, Borough Manager
Municipal Building
100 Stotz Avenue
Pittsburgh, PA 15205

RE: Mercantile Tax
Collection Summary Report
December, 2017

Detailed below are the Mercantile Tax Collections remitted to the Borough for the Collection Period of December 1, 2017 through December 31, 2017:

<u>PERIOD</u>	<u>TAX</u>	<u>PEN & INT</u>	<u>TOTAL COLLECTIONS</u>	<u>YEAR TO DATE</u>
2015 and Prior	\$ -	\$ -	\$ -	\$ -
2016	-	-	-	31,980.95
2017	631.82	-	631.82	76,518.87
	<u>\$ 631.82</u>	<u>\$ -</u>		
Total Collections			<u>\$ 631.82</u>	<u>\$ 108,499.82</u>

Amounts Deposited:


<u>Date</u>	<u>Batch #</u>	<u>Amount</u>
12/05/17	23	\$ 582.86
12/07/17	24	48.96

Total Deposited \$ 631.82

We have enclosed our invoice for services.

Very truly yours,
JORDAN TAX SERVICE, INC.

WILLIAM R. LINNERT, JR.



Jordan Tax Service, Inc.

102 Rahway Road • McMurray, PA 15317-3349
 (412) 835-5243 • Fax (412) 835-5244
 (724) 731-2300 • Fax (724) 731-2398
 www.jordantax.com

Tax & Record
 Services
 Municipal
 Business
 Individual

January 17, 2018

Borough of Crafton
 Ann C. Scott, Borough Manager
 Municipal Building
 100 Stotz Avenue
 Pittsburgh, PA 15205

RE: Trash Removal
 Collection Summary Report
 December, 2017

Detailed below are the 2017 Trash Removal Collections remitted to the Borough for the Month of December, 2017:

	<u>BILLING FEE</u>	<u>GARBAGE</u>	<u>TOTAL</u> <u>CURRENT PERIOD</u>	<u>YEAR TO DATE</u>
FACE TAX	\$ 30.00	\$ 5,190.73	\$ 5,220.73	\$ 474,766.40
Less: Discount	-	(3.00)	(3.00)	(17,377.38)
Plus: Penalty	-	147.19	147.19	3,344.98
Total Collections	\$ 30.00	\$ 5,334.92	\$ 5,364.92	\$ 460,734.00


Amounts Deposited:

<u>Date</u>	<u>Batch #</u>	<u>Amount</u>
12/07/17	30	\$ 1,384.74
12/22/17	31	3,980.18
Total		5,364.92
Less: Refunds		-
Total Deposits		\$ 5,364.92

	<u>BILLING</u>	<u>GARBAGE</u>	<u>YEAR-TO-DATE</u>
FACE BALANCE 02/01/2017	\$ 9,875.00	\$ 552,896.00	\$ 562,771.00
Add: Additions	-	-	-
Less: Deletions	-	-	-
ADJUSTED FACE BALANCE	9,875.00	552,896.00	562,771.00
Less: Total Collections	(8,435.00)	(466,331.40)	(474,766.40)
Less: Turned Over to Delinquent	-	-	-
FACE BALANCE 12/31/2017	\$ 1,440.00	\$ 86,564.60	\$ 88,004.60

Very truly yours,
 JORDAN TAX SERVICE, INC.

William R. Linnert, Jr.
 WILLIAM R. LINNERT, JR.



Jordan Tax Service, Inc.

102 Rahway Road • McMurray, PA 15317-3349

(412) 835-5243 • Fax (412) 835-5244

(724) 731-2300 • Fax (724) 731-2398

www.jordantax.com

Tax & Record
Services

Municipal
Business
Individual

January 17, 2018

Borough of Crafton
Ann C. Scott, Borough Manager
Municipal Building
100 Stotz Avenue
Pittsburgh, PA 15205

RE: Real Estate Taxes
Collection Summary Report
December, 2017

Detailed below are the 2017 Real Estate Tax Collections deposited to the Borough account for the Month of December, 2017:

	CURRENT PERIOD			YEAR TO DATE
	REAL ESTATE	ROAD	TOTAL	
FACE TAX	\$ 2,584.62	\$ 841.36	\$ 3,425.98	\$ 1,905,644.51
Less: Discount	(33.03)	(11.18)	(44.21)	(32,957.67)
Plus: Penalty	124.47	25.66	150.13	3,911.40
Total Collections	\$ 2,676.06	\$ 855.84	\$ 3,531.90	\$ 1,876,598.24

Amounts Deposited:

Date	Batch #	Amount
12/06/17	40	\$ 727.73 /
12/13/17	41	1,510.49
12/20/17	42	1,293.68 ✓
Total Deposits		3,531.90
Less: Refunds:		-
Net Collections		\$ 3,531.90

	2016	2016	2017	2017	TOTAL
	REAL ESTATE	ROAD	REAL ESTATE	ROAD	
FACE BALANCE 3/1/2017	\$ -	\$ -	\$ 1,493,726.79	\$ 505,811.75	\$ 1,999,538.54
Add: Additions	-	-	8,588.13	2,908.12	11,496.25
Less: Exonerations	-	-	(4,609.54)	(1,560.95)	(6,170.49)
ADJUSTED FACE BALANCE	-	-	1,497,705.38	507,158.92	2,004,864.30
Less: Total Collections	-	-	(1,423,597.79)	(482,046.72)	(1,905,644.51)
Less: Turned Over to Delinquent	-	-	-	-	-
FACE BALANCE 12/31/2017	\$ -	\$ -	\$ 74,107.59	\$ 25,112.20	\$ 99,219.79

Very truly yours,
JORDAN TAX SERVICE, INC.

William R. Linnert, Jr.
WILLIAM R. LINNERT, JR.

Delinq. Property Tax, Trash, & Sewage Collection

December 2017

January 17, 2018

Borough of Crafton
 Ann C. Scott, Borough Manager
 Municipal Building
 100 Stotz Avenue
 Pittsburgh, PA 15205

Gentlemen:

We are forwarding herewith counterfoils for delinquent taxes and municipal claims collected and satisfied since date of our last report. We are also forwarding deposit slips as summarized below and the Prothonotary's receipts for satisfaction costs advanced by our office.

DELINQUENT TAXES:

Receipts: #13126-13155

	Face Tax	Penalty	Interest	Costs	TOTAL
Prior	1,756.54	252.45	479.35	75.00	2,563.34
2016	1,443.93	65.46	23.11	-	1,532.50
Record/Sheriff Sale Costs					602.80
Commission Collected					184.80

MUNICIPAL CLAIMS: "Trash"

Receipts: #1540-1547

	Face Tax	Penalty	Interest	Costs	Comm	TOTAL
Commission Collected	343.75	41.38	-	13.64	-	398.77
						19.94

MUNICIPAL CLAIMS: "Trash"

Receipts: #3902-3904, 3908-3911, 3913, 3915

	Face Tax	Penalty	Interest	Costs	Comm	TOTAL
*	648.23	-	-	-	-	648.23
Record/Sheriff Sale Costs						152.00
Commission Collected						57.71

MUNICIPAL CLAIMS: "Sewage"

Receipts: #3905-3907, 3912, 3914

	Face Tax	Penalty	Interest	Costs	Comm	TOTAL
Commission Collected	1,800.83	77.70	16.90	435.00	-	2,330.43
						117.42

MUNICIPAL CLAIMS: "Sewage"

Receipts: #294-295 (#292-293 "VOID")

	Face Tax	Penalty	Interest	Costs	Comm	TOTAL
*	34.02	-	19.95	-	-	53.97
Commission Collected						5.39

Total Collections, Taxes and Claims:

Taxes	\$ 4,883.44	Ck. #1367	\$ 8,667.30
Trash	\$ 1,276.65	Ck. #1368	
Sewage	\$ 2,507.21	Ck. #1369	

Deposits Per Enclosed Receipts:

DATE	AMOUNT	DATE	AMOUNT	DATE	AMOUNT
12/05/17	103.16	12/20/17	1,250.64	12/28/17	20.05
12/05/17	1,227.93	12/21/17	904.10	12/28/17	865.61
12/07/17	242.00	12/22/17	795.00	12/29/17	39.91
12/07/17	337.72	12/22/17	2,123.18	12/29/17	75.00
12/18/17	59.36	12/27/17	222.00	12/29/17	126.00
12/20/17	275.64				

Total Deposits

8,667.30

*Partial Payments Not Yet Applied \$780.70

JORDAN TAX SERVICE, INC.


 William R. Linnert, Jr.

**BOROUGH OF CRAFTON
POLICE DEPARTMENT**

MARK A. SUMPTER
CHIEF OF POLICE

100 STOTZ AVENUE
CRAFTON, PENNSYLVANIA 15205

JAMES G. BLOOM
MAYOR



January 18, 2018

Crafton Police responded to 222 complaints during the month of December 2017.

The following 3 pages attached show a print out of the calls answered by Crafton Police.

Paid parking tags paid at the window - \$150.00

Copies of Police Reports - \$135.00

No solicitor permits were issued for the month of December

One truck permit was issued for the month of December

Fines collected by the Magistrate and paid to the borough for November - \$2,226.39

There were 75 citations issued, 35 citation warnings, 14 parking tags, 1 AccuTrak – 125 total

Four (4) EMS narcotic related calls. Naloxone (Narcan) was used four times by EMS and one time by the Police Department.

Mileage on Police Cars:

Unit #11-1 - 1,819 miles ending at 30,104

Unit #11-2 - 2,392 miles ending at 10,587

Unit #11-3 - 520 miles ending at 31,389

Respectfully submitted,

Handwritten signature of Barbara H. Berkhouse in blue ink.

Barbara H. Berkhouse
Police Secretary

Crafton Borough Report December 2017

Total Run Numbers:

- Total Emergency and Non-Emergency 911 Responses: 72
Average Response Time (E0-E4): 5 min. 10 sec.
- Total Emergency 911 Response: 67
Average Response Time (E0-E3): 5 min. 12 sec.
- Total Highest Priority Response: 38
Average Response Time (E0-E1): 4 min. 19 sec.

Response Times by Category and NFPA Compliance:

- E0 Response: 12
Average Response Time: 3 min. 21 sec.
NFPA Compliance: 100%
- E1 Response: 26
Average Response Time: 4 min. 46 sec.
NFPA Compliance: 92.3%
- E0 + E1 Response: 38
Average Response Time: 4 min. 19 sec.
NFPA Compliance: 94.7%
- E2 Response: 15
Average Response Time: 4 min. 35 sec.
- E3 Response: 14
Average Response Time: 8 min. 26 sec.
- E4 Response: 5
Average Response Time: 4 min. 45 sec.

Standbys:

- Scott Township EMS (Station 740) Standby Request: 0
Calls Given to Station 740 in Crafton: 0
- Ingram EMS (Station 760) Standby Request: 0
Calls Given to Station 760 in Crafton: 0
- Robinson EMS (Station 810) Standby Request: 0
Calls Given to Station 810 in Crafton: 0
- Average Response Time for Mutual Aid Services: 0 min. 0 sec.
- NorthWest EMS Requested to Standby: 8
Calls Taken for Station 810: 0
Calls Taken for Station 740: 0
Calls Taken for Station 760: 7

Calls taken for Southbridge EMS (Station 815): 1

Crafton Borough EMS Report Notes

December 2017

All numbers for this report from Allegheny County 911 CAD system.

NFPA compliance target **achieved** for serious calls: E-0: **100%**

NFPA compliance target **achieved** for serious calls: E-1: **92.3%**

NFPA compliance target **achieved** for serious calls: E-0 + E-1: **94.7%**

An E-1 priority call on 7 Dec. missed the NFPA target due to the fact that two high priority calls came in simultaneously in the Borough, so the Crafton crew took the higher priority (E-0) call. A crew responded from post to cover the E-1 priority call with a 9 min. 19 sec. response time.

An E-1 priority call on 20 Dec. missed the NFPA target by 53 seconds due to high system utilization and the need for the crew to respond from post.

Mutual aid was not used in December.

NWEMS provided mutual aid 8 times in December as follows: Ingram (7), Robinson (0), Carnegie/Scott Twp. (0), and Southbridge (1).

Finally, 12 calls (16.7%) occurred between the hours of 11 pm and 7 am in December, demonstrating the need for 24 hour coverage in Crafton Borough.

NorthWest EMS experienced significant growth in 2017:

- We were awarded contracts to provide EMS coverage to Findlay Township and Pittsburgh International Airport. This resulted in our adding another ALS crew 24/7/365.
- We purchased five new ambulances, new cardiac monitors, and new ventilators.
- We hired a significant number of employees, and our staff now numbers over 160 EMT's, paramedics, and Prehospital RN's (PHRN).
- We added a **ninth** crew during peak hours, and will soon be adding a **tenth**, as well as another overnight crew. Having more crews in circulation improves response times.

All of these factors have resulted in a substantial increase in the already high level of service we offer to all of our member communities. Combined with our consistent and careful utilization of system status management, this has resulted in decreased response times while *further* enhancing our delivery of high level and appropriate patient care. Health care is changing, and we will continue to innovate and grow in 2018. We plan to work with AHN, UPMC, CONNECT, and other organizations to find new and improved ways to increase the level of service we provide to our member communities, and will continue to be leaders in the field of EMS.

Have a safe and prosperous new year, and please feel free to contact me at any time if you have questions, concerns or needs.

Submitted by: George Dudash III 412-779-1927 gdudash@northwestems.net

Ordinance Report January 1-19, 2018

Date Received	Street Name	Violation/Complaint	Action Taken	Date	Completed	Time Given
1/2/2018	Belvidere Street	Tree/Complaint	Reminder Letter	1/3/2018	Pending	
1/4/2018	Dinsmore Avenue	Sidewalks/Ice/Snow	Violation	1/4/2018	Complete	24 hr
1/4/2018	Dinsmore Avenue	Sidewalks/Ice/Snow	Violation	1/4/2018	Complete	24 hr
1/4/2018	Crafton Blvd	Sidewalks/Ice/Snow	Violation	1/4/2018	Complete	24 hr
1/4/2018	Crafton Blvd	Sidewalks/Ice/Snow	Violation	1/4/2018	Complete	24 hr
1/4/2018	Crafton Blvd	Sidewalks/Ice/Snow	Violation	1/4/2018	Pending	24 hr
1/4/2018	Creighton Avenue	Sidewalks/Ice/Snow	Door Hanger	1/4/2018	Complete	24 hr
1/4/2018	Bell Avenue	Sidewalks/Ice/Snow	Door Hanger	1/4/2018	Complete	24 hr
1/4/2018	Bradford Avenue	Sidewalks/Ice/Snow	Door Hanger	1/4/2018	Complete	24 hr
1/4/2018	Crafton Blvd	Sidewalks/Ice/Snow	Door Hanger	1/4/2018	Complete	24 hr
1/4/2018	Crafton Blvd	Sidewalks/Ice/Snow	Door Hanger	1/4/2018	Complete	24 hr
1/4/2018	Crafton Blvd	Sidewalks/Ice/Snow	Door Hanger	1/4/2018	Complete	24 hr
1/4/2018	Crafton Blvd	Sidewalks/Ice/Snow	Door Hanger	1/4/2018	Complete	24 hr
1/4/2018	Crafton Blvd	Sidewalks/Ice/Snow	Door Hanger	1/4/2018	Complete	24 hr
1/4/2018	Crafton Blvd	Sidewalks/Ice/Snow	Door Hanger	1/4/2018	Complete	24 hr
1/4/2018	Crafton Blvd	Sidewalks/Ice/Snow	Door Hanger	1/4/2018	Complete	24 hr
1/4/2018	Crafton Blvd	Sidewalks/Ice/Snow	Door Hanger	1/4/2018	Complete	24 hr
1/4/2018	Coulter Street	Sidewalks/Ice/Snow	Property visited will check back	1/4/2018	Complete	24 hr
1/4/2018	Coulter Street	Sidewalks/Ice/Snow	Property visited will check back	1/4/2018	Complete	24 hr
1/4/2018	Coulter Street	Sidewalks/Ice/Snow	Property visited will check back	1/4/2018	Complete	24 hr
1/4/2018	N. Linwood	Sidewalks/Ice/Snow	Property visited will check back	1/4/2018	Complete	24 hr
1/9/2018	Chartiers Avenue	Sidewalks/Ice/Snow	Violation	1/9/2018	Complete	24 hr
1/9/2018	Coulter Street	Sidewalks/Ice/Snow	Violation	1/9/2018	Complete	24 hr
1/9/2018	Bradford Avenue	Sidewalks/Ice/Snow	Door Hanger	1/9/2018	Complete	24 hr
1/9/2018	Woodlawn Avenue	Sidewalks/Ice/Snow	Door Hanger	1/9/2018	Complete	24 hr
1/9/2018	Crafton Blvd	Sidewalks/Ice/Snow	Warning	1/9/2018	Complete	24 hr
1/9/2018	Crafton Blvd	Sidewalks/Ice/Snow	Violation	1/9/2018	Complete	24 hr
1/9/2018	Crafton Blvd	Sidewalks/Ice/Snow	Warning	1/9/2018	Complete	24 hr

Ordinance Report January 1-19, 2018

Date Received	Street Name	Violation/Complaint	Action Taken	Date	Completed	Time Given
1/9/2018	Crafton Blvd	Sidewalks/Ice/Snow	Door Hanger	1/9/2018	Complete	24 hr
1/9/2018	Crafton Blvd	Sidewalks/Ice/Snow	Warning	1/9/2018	Complete	24 hr
1/10/2018	Belvidere Street	Sidewalks/Ice/Snow	Violation	1/10/2018	Complete	24 hr
1/10/2018	Belvidere Street	Sidewalks/Ice/Snow	Violation	1/10/2018	Complete	24 hr
1/10/2018	Belvidere Street	Sidewalks/Ice/Snow	Violation	1/10/2018	Pending	24 hr
1/10/2018	Belvidere Street	Sidewalks/Ice/Snow/Resident Complaint	Violation	1/10/2018	Pending	24 hr
1/10/2018	Crafton Blvd	Sidewalks/Ice/Snow	Violation	1/10/2018	Complete	24 hr
1/10/2018	Crafton Blvd	Sidewalks/Ice/Snow/Resident Complaint	Violation	1/10/2018	Complete	24 hr
1/10/2018	Crafton Blvd	Sidewalks/Ice/Snow	Violation	1/10/2018	Complete	24 hr
1/10/2018	Stotz Avenue	Sidewalks/Ice/Snow	Violation	1/10/2018	Complete	24 hr
1/10/2018	Bradford Avenue	Sidewalks/Ice/Snow	Violation	1/10/2018	Complete	24 hr
1/10/2018	Bradford Avenue	Sidewalks/Ice/Snow	Violation	1/10/2018	Complete	24 hr
1/10/2018	Bradford Avenue	Sidewalks/Ice/Snow	Violation	1/10/2018	Complete	24 hr
1/10/2018	Barr Avenue	Sidewalks/Ice/Snow	Violation	1/10/2018	Complete	24 hr
1/10/2018	Barr Avenue	Sidewalks/Ice/Snow	Violation	1/10/2018	Complete	24 hr
1/10/2018	Bradford Avenue	Sidewalks/Ice/Snow	Violation	1/10/2018	Complete	24 hr
1/10/2018	Barr Avenue	Sidewalks/Ice/Snow	Violation	1/10/2018	Complete	24 hr
1/10/2018	Barr Avenue	Sidewalks/Ice/Snow	Violation	1/10/2018	Complete	24 hr
1/10/2018	Barr Avenue	Sidewalks/Ice/Snow	Violation	1/10/2018	Complete	24 hr
1/10/2018	Barr Avenue	Sidewalks/Ice/Snow	Violation	1/10/2018	Complete	24 hr
1/10/2018	Barr Avenue	Sidewalks/Ice/Snow	Violation	1/10/2018	Complete	24 hr
1/10/2018	Barr Avenue	Sidewalks/Ice/Snow	Violation	1/10/2018	Complete	24 hr
1/10/2018	Barr Avenue	Sidewalks/Ice/Snow	Violation	1/10/2018	Complete	24 hr
1/10/2018	Barr Avenue	Sidewalks/Ice/Snow	Violation	1/10/2018	Complete	24 hr
1/10/2018	Barr Avenue	Sidewalks/Ice/Snow	Violation	1/10/2018	Complete	24 hr
1/10/2018	Barr Avenue	Sidewalks/Ice/Snow	Violation	1/10/2018	Complete	24 hr
1/10/2018	Barr Avenue	Sidewalks/Ice/Snow	Violation	1/10/2018	Complete	24 hr
1/10/2018	Clearview Avenue	Sidewalks/Ice/Snow	Violation	1/10/2018	Complete	24 hr
1/10/2018	Clearview Avenue	Sidewalks/Ice/Snow	Violation	1/10/2018	Complete	24 hr
1/10/2018	Clearview Avenue	Sidewalks/Ice/Snow	Violation	1/10/2018	Complete	24 hr
1/10/2018	Dinsmore Avenue	Sidewalks/Ice/Snow	Violation	1/10/2018	Complete	24 hr
1/10/2018	Fountain St	Sidewalks/Ice/Snow	Violation	1/10/2018	Complete	24 hr
1/10/2018	Fountain St	Sidewalks/Ice/Snow	Violation	1/10/2018	Complete	24 hr
1/10/2018	Fountain St	Sidewalks/Ice/Snow	Violation	1/10/2018	Complete	24 hr
1/10/2018	Fountain St	Sidewalks/Ice/Snow	Violation	1/10/2018	Complete	24 hr
1/10/2018	Fountain St	Sidewalks/Ice/Snow	Violation	1/10/2018	Complete	24 hr
1/11/2018	Belvidere Street	Sidewalks/Ice/Snow/Garbage/Debris	Violation	1/10/2018	Pending	24 hr
1/11/2018	Duncan Avenue	Hazardous Tree	Violation	1/11/2018	Pending	30

Ordinance Report January 1-19, 2018

1/12/2018	Belvidere Street	Sidewalks/Ice/Snow/Garbage/Debris	Phone call	1/12/2018	Pending	
1/18/2018	Crafton Blvd	Sidewalks/Ice/Snow	Violation	1/18/2018	Pending	24 hr
1/19/2018	Parke Street	Sidewalks/Ice/Snow	Violation	1/19/2018	Pending	24 hr

Building Inspection Report

December 2017

December Reports Received

(Attached)

Building Inspection Underwriters
Allegheny County R/E Transfer

Certificates & Permits Issued

(December 2017)

Rental Inspection Certificates Issued	5
Zoning Use/Occupancy Certificates Issued	9
Building/Zoning Permits Issued	0

Certificates & Permits Issued

(Year End 2017)

Rental Inspection Certificates Issued	125
Zoning Use/Occupancy Certificates Issued	138
Building/Zoning Permits Issued	59

PUBLIC WORKS / PARKS OPERATIONS REPORT
Council Meeting
January 22, 2018
Crew report 11-24-17 thru 01-20-18

- **Leaf Program-** 22 loads (198 cubic yards collected)
- **One Call** - responses at various locations
- **Litter can maintenance-** weekly.
- **Traffic Monitoring Devices** removal/installation - (1) (2) Broadhead (Both Directions)
- **Rain /Wind Storm-** Remove debris resulting from heavy rain and high wind storms including clearing and removal of tree limbs branches. Clear/clean gutter and catch basin openings.
- **Compost Site-** Windrow Maintenance
- **Snow and Ice Control-** Responded to 7 snow and ice events. (9 days) working 374 hours worked, using 478 tons of salt.
- **Park/Pool Maintenance-** Cut Main Park/CBB (1 cutting.) Complete pool winterization. Removal of Lights and decorations from Light Up Night.
- **Equipment Repair and Maintenance-** Preventive/routine maintenance on trucks snow removal equipment; park equipment.
- **Facility Maintenance-** Lighting and electrical repairs interior and exterior (Light above back man door CCB, Police Garage exterior/interior) lights CBB. PW Garage Check boiler system. (CBB). Paint magistrates office.
- **Street Repair-** Cold patch- Linwood, Hawthorne, Crafton Blvd, East Crafton, Union Ave.

Admin.

Assist Crews with snow removal operations by salting and plowing streets.

Regular meetings with manager to discuss issues regarding DPW.

Field inspections regarding one calls, street openings; ordinance violations

Managing day to operations/administration for Public Works and Parks maintenance and repairs. Respond to constituents request for information and service.

Order supplies and material. Programmed/downloaded data from Traffic Logix Speed monitoring device. Used data to generate Traffic reports.

Routine Field investigations, routine paperwork.

Crafton Volunteer Fire Department
8 Stotz Avenue – Pittsburgh, Pennsylvania 15205
412-875-0022 – Station 412-875-0021 Station Fax

TO: Ann Scott – Crafton Borough Manager
FROM: Mike Crown, Fire Chief
DATE: January 09, 2018
RE: **December 2017 Monthly Report**

The Crafton Volunteer Fire Department responded to 29 requests for assistance for the month:

MAJOR INCIDENT TYPE	# INCIDENTS	% of TOTAL
Fires	5	17.24%
Rescue & Emergency Medical Service	19	65.51%
Hazardous Condition (No Fire)	1	3.44%
Service Call	2	6.89%
Good Intent Call	1	3.44%
False Alarm & False Call	1	3.44%
TOTAL	29	100.00%

The CVFD finished the year with the following totals for January 2017-December 2017.

MAJOR INCIDENT TYPE	# INCIDENTS	% of TOTAL
Fires	51	13.70%
Rescue & Emergency Medical Service	91	47.84%
Hazardous Condition (No Fire)	37	13.17%
Service Call	10	2.68%
Good Intent Call	22	8.33%
False Alarm & False Call	41	14.24%
TOTAL	252	100.00%

As we finish the year, our call volume was down for the first time in over 5 years. We are maintaining a response time of 6:52 for every emergency lights and siren call and a response time of 8:28 for all non-serious, non-emergency responses. These are well within the NFPA response times for an Urban area and well below the response time recommended for a Suburban area.

If any further information is needed please feel free to contact me.