

MONTHLY REPORTS

FEBRUARY 2018

FOR PUBLIC INSPECTION

**BOROUGH OF CRAFTON
TREASURER'S REPORT
February 28, 2018**

DEMAND DEPOSITS

Balance to General Fund	281,788.10	
Total Receipts	431,744.66	
Subtotal	713,532.76	
Total Disbursements	(381,996.55)	
General Fund		331,536.21
Payroll Account		5,596.99
Alcosan		(160.57)
Capital Projects Reserve Fund		83,300.22
Fire Equipment Fund		1,143.42
Road Tax Fund		260,974.11
Insurance Escrow		1.00
Med Saver		1,355.58
Crafton Celebrates		15,096.57
Planning Commission		700.00
Total Demand Deposits		699,543.53

INVESTMENTS

Pennsylvania Local Government Trust General Fund		968,372.83
Pennsylvania Local Government Trust Sewer Account		1,459,384.55
Pennsylvania Local Government Trust Highway Aid		21,625.91
PNC DB Trust Police Pension		4,549,694.42
PNC DB Trust Employee Pension		1,386,444.47
Total Investments		8,385,522.18

TOTAL DEMAND DEPOSITS AND INVESTMENT ACCOUNTS

9,085,065.71

Annette M. Lherbier, Treasurer

BOROUGH OF CRAFTON
GENERAL FUND FINANCIAL REPORT

January 1, 2018 through February 28, 2018

	Jan - Feb 18	Budget	\$ Over Bud...	% of ...
Income				
301 · Real Estate Taxes				
301.10 · Real Estate - Current	6,487.38	1,390,000.00	-1,383,512.62	0.5%
301.20 · R.E. Tax - Prior Year	0.00	5,000.00	-5,000.00	0.0%
301.30 · Road Tax Interfund Trf	3,823.86	0.00	3,823.86	100.0%
301.35 · Road - Pen / Interest-Transfer	572.43	0.00	572.43	100.0%
301.50 · R.E. Tax - Delinq.-Leined	5,663.40	55,000.00	-49,336.60	10.3%
Total 301 · Real Estate Taxes	16,547.07	1,450,000.00	-1,433,452.93	1.1%
310 · Act 511 Taxes				
310.10 · Real Estate Transfer	4,606.73	58,000.00	-53,393.27	7.9%
310.21 · EIT - Current	1,154.05	556,500.00	-555,345.95	0.2%
310.22 · EIT - Prior	166,105.73	250,000.00	-83,894.27	66.4%
310.23 · EIT - Delinquent	8,964.68	50,000.00	-41,035.32	17.9%
310.31 · Mercantile - Current	26,918.95	100,000.00	-73,081.05	26.9%
310.36 · Business Priviledge - Current	81.91	60,000.00	-59,918.09	0.1%
310.51 · LST-OccTaX - Current	12,244.26	45,000.00	-32,755.74	27.2%
Total 310 · Act 511 Taxes	220,076.31	1,119,500.00	-899,423.69	19.7%
319 · Penalty/Interest				
319.01 · P/I Real Estate Taxes	613.49	5,000.00	-4,386.51	12.3%
319.02 · P/I - R/E Taxes - Delinq.	3,440.73	25,000.00	-21,559.27	13.8%
319.12 · P/I EIT	253.91	1,000.00	-746.09	25.4%
319.122 · P/I EIT - Delinq.	330.33	5,000.00	-4,669.67	6.6%
319.13 · P/I Mercantile	0.93	500.00	-499.07	0.2%
319.18 · P/I Business Priviledge	5.18	500.00	-494.82	1.0%
319.20 · Magistrate/Other	0.00	500.00	-500.00	0.0%
319.30 · P/I - Garbage Collection	264.48	2,000.00	-1,735.52	13.2%
319.302 · P/I - Garbage - Delinq.	1,404.61	15,000.00	-13,595.39	9.4%
Total 319 · Penalty/Interest	6,313.66	54,500.00	-48,186.34	11.6%
321 · Licenses & Permits				
321.61 · Soliciting Permits	490.00	250.00	240.00	196.0%
321.75 · Mechanical Devices	0.00	4,000.00	-4,000.00	0.0%
321.80 · Cable Franchise Fees	27,496.39	112,000.00	-84,503.61	24.6%
321.90 · Business Licenses	50.00	2,500.00	-2,450.00	2.0%
322.80 · Street Openings	4,325.00	8,000.00	-3,675.00	54.1%
322.81 · Pole Permits	70.00	0.00	70.00	100.0%
322.83 · Truck Parking Permits	10.00	100.00	-90.00	10.0%
Total 321 · Licenses & Permits	32,441.39	126,850.00	-94,408.61	25.6%
331 · Fines & Forfeits				
331.13 · Fines-Magistrate/County	6,709.69	40,000.00	-33,290.31	16.8%
331.14 · M/Veh Violations/State Police	240.00	4,000.00	-3,760.00	6.0%
Total 331 · Fines & Forfeits	6,949.69	44,000.00	-37,050.31	15.8%
341 · Interest Earnings				
341.01 · Income on Investments	1,866.03	1,500.00	366.03	124.4%
342.00 · Rental Income	4,343.38	25,000.00	-20,656.62	17.4%
Total 341 · Interest Earnings	6,209.41	26,500.00	-20,290.59	23.4%
354 · Grant Procaeds				
354.15 · Act 101 Recycling Grant	5,076.00	4,000.00	1,076.00	126.9%
354.20 · Miscellaneous Grants	0.00	1,000.00	-1,000.00	0.0%
Total 354 · Grant Procaeds	5,076.00	5,000.00	76.00	101.5%
355 · State Entitlements				
355.01 · PURTA	0.00	3,000.00	-3,000.00	0.0%
355.04 · Liquor Licenses	0.00	1,000.00	-1,000.00	0.0%
355.05 · Pension State Aid	0.00	115,000.00	-115,000.00	0.0%
355.07 · Foreign Fire Fund	0.00	29,000.00	-29,000.00	0.0%
355.09 · Act 13 Impact Fee	0.00	700.00	-700.00	0.0%
357.01 · 1% Sales Tax	38,069.06	220,000.00	-181,930.94	17.3%
Total 355 · State Entitlements	38,069.06	368,700.00	-330,630.94	10.3%

BOROUGH OF CRAFTON
GENERAL FUND FINANCIAL REPORT

January 1, 2018 through February 28, 2018

	Jan - Feb 18	Budget	\$ Over Bud...	% of ...
358 · Intergov. Contract Services				
358.10 · Police Services-Thornburg	15,908.10	95,000.00	-79,091.90	16.7%
358.11 · Fire Protection Services	1,416.68	8,500.00	-7,083.32	16.7%
Total 358 · Intergov. Contract Services	17,324.78	103,500.00	-86,175.22	16.7%
360 · Charges For Service				
361.00 · Jordan-Trash Billing Fee	3,405.00	8,000.00	-4,595.00	42.6%
361.34 · Zoning Hearing Board Fees	0.00	1,000.00	-1,000.00	0.0%
361.70 · Police Application Fees	0.00	1,000.00	-1,000.00	0.0%
362.11 · Sale of Accident Reports	285.00	1,500.00	-1,215.00	19.0%
362.141 · Crossing Guard Reimb.	8,213.77	45,000.00	-36,786.23	18.3%
362.41 · Bldg./Elec. Permit Fees	1,959.75	10,000.00	-8,040.25	19.6%
362.48 · Rental Inspection Fee	900.00	4,500.00	-3,600.00	20.0%
362.50 · Zoning Use Permits	385.00	4,000.00	-3,615.00	9.6%
362.51 · Occupancy Permits	540.00	6,500.00	-5,960.00	8.3%
362.55 · Other Permits Code Enforce	160.00	500.00	-340.00	32.0%
363.51 · PennDot Snow Removal	0.00	7,000.00	-7,000.00	0.0%
Total 360 · Charges For Service	15,848.52	89,000.00	-73,151.48	17.8%
364 · Sanitation - Garbage Collection				
364.30 · Current Garbage Collection Fee	185,209.25	485,000.00	-299,790.75	38.2%
364.35 · Garbage Collection - Delinq.	4,668.79	50,000.00	-45,331.21	9.3%
Total 364 · Sanitation - Garbage Collection	189,878.04	535,000.00	-345,121.96	35.5%
367 · Recreation Fees				
367.10 · Minature Golf Pay to Play	0.00	100.00	-100.00	0.0%
367.20 · Pool Passes	0.00	31,000.00	-31,000.00	0.0%
367.21 · Pool General Admission	0.00	40,000.00	-40,000.00	0.0%
367.22 · Swimming Lessons	0.00	3,500.00	-3,500.00	0.0%
367.23 · Pool/Mini Golf Rentals	0.00	4,500.00	-4,500.00	0.0%
367.24 · AquaRobics	0.00	200.00	-200.00	0.0%
367.25 · Chair Rentals-Locks	0.00	1,000.00	-1,000.00	0.0%
367.30 · Sale of Wood Chips/Compost	0.00	100.00	-100.00	0.0%
367.40 · Pool Concessions	0.00	23,000.00	-23,000.00	0.0%
367.41 · Community Center Rentals	1,300.00	2,000.00	-700.00	65.0%
367.42 · Park Shelter Rentals	240.00	4,000.00	-3,760.00	6.0%
367.50 · Senior Dinner-Fees	0.00	2,000.00	-2,000.00	0.0%
367.52 · Fundraising-Recreation	0.00	1,500.00	-1,500.00	0.0%
Total 367 · Recreation Fees	1,540.00	112,900.00	-111,360.00	1.4%
380 · Misc. Revenues				
380.01 · Refunds on Current Expenditures	0.00	1,000.00	-1,000.00	0.0%
380.02 · Other	6,690.67	1,000.00	5,690.67	669.1%
380.03 · Insurance Dividends	0.00	35,000.00	-35,000.00	0.0%
380.05 · Drug Task Force OT	0.00	5,000.00	-5,000.00	0.0%
380.12 · Reimbursed-P/D Overtime Details	5,423.28	0.00	5,423.28	100.0%
380.50 · Military Banner Receipts	135.00	2,000.00	-1,865.00	6.8%
Total 380 · Misc. Revenues	12,248.95	44,000.00	-31,751.05	27.8%
388 · Fiduciary Funds				
388.01 · Police Pension Contribution	6,649.05	35,000.00	-28,350.95	19.0%
Total 388 · Fiduciary Funds	6,649.05	35,000.00	-28,350.95	19.0%
390 · Other Financing Sources				
391.20 · Compensation of Fixed Assets	0.00	5,000.00	-5,000.00	0.0%
Total 390 · Other Financing Sources	0.00	5,000.00	-5,000.00	0.0%
392 · Interfund Transfers				
392.85 · Trf From Highway Aid	0.00	174,000.00	-174,000.00	0.0%
Total 392 · Interfund Transfers	0.00	174,000.00	-174,000.00	0.0%

BOROUGH OF CRAFTON GENERAL FUND FINANCIAL REPORT

January 1, 2018 through February 28, 2018

	Jan - Feb 18	Budget	\$ Over Bud...	% of ...
395 · Refunds of Prior Years				
399.00 · Sinking Fund Carryover	0.00	111,050.00	-111,050.00	0.0%
Total 395 · Refunds of Prior Years	0.00	111,050.00	-111,050.00	0.0%
Total Income	575,171.93	4,404,500.00	-3,829,328.07	13.1%
Gross Profit	575,171.93	4,404,500.00	-3,829,328.07	13.1%
Expense				
400 · Borough Administration				
400.11 · Salary of Council	1,400.00	8,400.00	-7,000.00	16.7%
400.14 · Clerical	6,416.68			
400.141 · Clerical - Full-time	0.00	38,500.00	-38,500.00	0.0%
400.154 · Health & Accident & STD	177.90	900.00	-722.10	19.8%
400.156 · Hospitalization	9,543.50	58,000.00	-48,456.50	16.5%
400.161 · Social Security	2,264.56	13,000.00	-10,735.44	17.4%
400.162 · Unemployment Compensation	21.37	1,000.00	-978.63	2.1%
400.163 · FSA	124.18	1,500.00	-1,375.82	8.3%
400.164 · HRA	262.70	3,000.00	-2,737.30	8.8%
400.21 · Office Supplies/Postage	1,062.09	4,000.00	-2,937.91	26.6%
400.22 · Newsletter-Printing/Postage	0.00	1,000.00	-1,000.00	0.0%
400.26 · Minor Equipment	0.00	500.00	-500.00	0.0%
400.30 · Computer HW/SW Maint	0.00	1,000.00	-1,000.00	0.0%
400.32 · Communications	684.82	4,500.00	-3,815.18	15.2%
400.33 · Travel Expense	0.00	500.00	-500.00	0.0%
400.34 · Advertising	336.75	2,500.00	-2,163.25	13.5%
400.35 · Bonds	951.00	1,000.00	-49.00	95.1%
400.354 · Worker's Compensation	72.40	1,000.00	-927.60	7.2%
400.356 · Drug & Alcohol Testing	0.00	500.00	-500.00	0.0%
400.37 · Maint. & Repairs Equipment	1,314.86	3,500.00	-2,185.14	37.6%
400.38 · Postage Meter Rental	144.00	750.00	-606.00	19.2%
400.39 · Equipmt. Lease - Copier	1,396.00	8,000.00	-6,604.00	17.5%
400.42 · Council Meeting Expenses	341.50	500.00	-158.50	68.3%
400.43 · Subscriptions-Dues	925.00	1,000.00	-75.00	92.5%
400.45 · Payroll Contract	1,519.33	6,500.00	-4,980.67	23.4%
400.74 · Major Equipment	0.00	1,000.00	-1,000.00	0.0%
401.11 · Mayor - Salary	300.00	1,800.00	-1,500.00	16.7%
401.42 · Mayor - Membership Dues/Seminars	0.00	200.00	-200.00	0.0%
402.11 · Auditing - Professional Auditor	9,500.00	12,500.00	-3,000.00	76.0%
402.12 · Salary - Treasurer	500.00	2,700.00	-2,200.00	18.5%
404.31 · Solicitor Expenses	3,545.33	50,000.00	-46,454.67	7.1%
404.32 · Legal-Litigation	0.00	1,000.00	-1,000.00	0.0%
404.332 · Labor Counsel	0.00	1,000.00	-1,000.00	0.0%
405.12 · Salary - Admin. Assistant	6,916.68	41,500.00	-34,583.32	16.7%
405.13 · Salary - Manager	15,083.32	90,500.00	-75,416.68	16.7%
406.46 · Training Seminars	3,280.00	5,000.00	-1,720.00	65.6%
407.32 · IT Expenses	901.50	5,000.00	-4,098.50	18.0%
408.31 · Engineer Retainer	300.00	1,200.00	-900.00	25.0%
Total 400 · Borough Administration	69,285.47	374,450.00	-305,164.53	18.5%
403 · Tax Collection				
403.11 · Salary - Property Tax Collector	80.00	500.00	-420.00	16.0%
403.351 · Bonds - Prop.Tax Collector	0.00	400.00	-400.00	0.0%
403.46 · Jordan-Liens-Revivals-SherSales	300.00	15,000.00	-14,700.00	2.0%
403.461 · Jordan Tax - TCF Fees	1,300.02	18,000.00	-16,699.98	7.2%
403.462 · Jordan Tax - R/E Tax Collec Fee	0.00	7,500.00	-7,500.00	0.0%
403.463 · Jordan Tax-Prior R/E Tax Fee	1,828.84	15,000.00	-13,171.16	12.2%
403.47 · Jordan Act 511 Fees	1,972.13	10,000.00	-8,027.87	19.7%
403.48 · Jordan-Act 32 SWTax District	3,132.23	15,000.00	-11,867.77	20.9%
403.76 · Rad Tax Payment	163.11	1,500.00	-1,336.89	10.9%
491.02 · RE Tax Refund - Prior	0.00	2,000.00	-2,000.00	0.0%
491.03 · Refunds - LST	0.00	500.00	-500.00	0.0%
491.06 · Refunds - Trash Collection	0.00	500.00	-500.00	0.0%
Total 403 · Tax Collection	8,776.33	85,900.00	-77,123.67	10.2%

**BOROUGH OF CRAFTON
GENERAL FUND FINANCIAL REPORT**

January 1, 2018 through February 28, 2018

	Jan - Feb 18	Budget	\$ Over Bud...	% of ...
409 · Municipal Properties				
409.21 · Maintenance Supplies	397.18	1,500.00	-1,102.82	26.5%
409.22 · Supplies District Court	0.00	500.00	-500.00	0.0%
409.36 · Utilities	5,741.72	21,000.00	-15,258.28	27.3%
409.361 · Utilities - District Magistrate	1,167.33	6,000.00	-4,832.67	19.5%
409.37 · Repairs/Maintenance	3,214.27	15,000.00	-11,785.73	21.4%
409.371 · Repairs/Maint- Dist. Magistrate	734.47	1,000.00	-265.53	73.4%
409.45 · Contracts - Custodian/Mats	1,607.58	9,000.00	-7,392.42	17.9%
409.50 · Municipal Prop. Misc.	0.00	1,500.00	-1,500.00	0.0%
409.71 · Cap Improvements - Dist. Magist	0.00	1,000.00	-1,000.00	0.0%
409.76 · Refunds - Community Center	0.00	100.00	-100.00	0.0%
Total 409 · Municipal Properties	12,862.55	56,600.00	-43,737.45	22.7%
410 · Police Services				
410.12 · Salaries - Police Officers	105,296.12	633,000.00	-527,703.88	16.6%
410.121 · Salary - Chief	15,750.00	94,500.00	-78,750.00	16.7%
410.13 · Longevity - Police	1,250.00	4,500.00	-3,250.00	27.8%
410.14 · Salary - Police Secretary	5,310.00			
410.141 · Salaries - Part Time Secretary	0.00	34,500.00	-34,500.00	0.0%
410.154 · Health & Accident & STD	648.90	4,000.00	-3,351.10	16.2%
410.156 · Hospitalization	20,417.62	125,000.00	-104,582.38	16.3%
410.161 · Social Security	11,923.74	71,000.00	-59,076.26	16.8%
410.162 · Unemployment Compensation	783.32	8,000.00	-7,216.68	9.8%
410.163 · FSA	679.85	4,500.00	-3,820.15	15.1%
410.164 · HRA	1,219.43	6,000.00	-4,780.57	20.3%
410.18 · Wages - Crossing Guards	14,867.90	84,000.00	-69,132.10	17.7%
410.181 · Wages - Jail Guards	25.00	1,000.00	-975.00	2.5%
410.19 · O.T. Police (see 380.12 Reimb.)	1,660.83	20,000.00	-18,339.17	8.3%
410.191 · Court /School - Reimb Expenses	509.00	2,000.00	-1,491.00	25.5%
410.192 · Court Overtime	8,410.68	45,000.00	-36,589.32	18.7%
410.193 · DANET O.T. (See 380.05 offset)	613.10	5,000.00	-4,386.90	12.3%
410.21 · Office Supplies/Postage	157.41	3,000.00	-2,842.59	5.2%
410.22 · Ammunition	0.00	1,500.00	-1,500.00	0.0%
410.23 · Uniform Allowance	203.40	7,700.00	-7,496.60	2.6%
410.232 · Uniform Allowance - Crossing Gu	16.00	1,000.00	-984.00	1.6%
410.24 · Fuel Expense	1,825.62	13,000.00	-11,174.38	14.0%
410.25 · Maintenance Equip.-Supplies	33.44	3,500.00	-3,466.56	1.0%
410.26 · Minor Equipment	0.00	10,000.00	-10,000.00	0.0%
410.32 · Communications	1,541.03	11,000.00	-9,458.97	14.0%
410.321 · IT Expense	743.50	5,000.00	-4,256.50	14.9%
410.354 · Worker's Compensation	5,392.00	42,000.00	-36,608.00	12.8%
410.355 · Worker's Comp.--School Guards	818.40	6,500.00	-5,681.60	12.6%
410.37 · Vehicle Maintenance	343.50	8,000.00	-7,656.50	4.3%
410.42 · Dues Police Chief	802.00	900.00	-98.00	89.1%
410.421 · Dues - Police Officers	0.00	700.00	-700.00	0.0%
410.45 · Animal Control	600.00	4,800.00	-4,200.00	12.5%
410.53 · Civil Service Commission	50.00	4,000.00	-3,950.00	1.3%
410.74 · Capital Outlay	0.00	33,000.00	-33,000.00	0.0%
410.75 · Training - Police Officers	1,060.00	8,000.00	-6,940.00	13.3%
410.751 · Training - Police Chief	0.00	1,000.00	-1,000.00	0.0%
410.76 · Computer Expense	2,793.50	5,000.00	-2,206.50	55.9%
410.77 · Video Recording Devices	0.00	8,000.00	-8,000.00	0.0%
Total 410 · Police Services	205,745.29	1,319,600.00	-1,113,854.71	15.6%

**BOROUGH OF CRAFTON
GENERAL FUND FINANCIAL REPORT**

January 1, 2018 through February 28, 2018

	Jan - Feb 18	Budget	\$ Over Bud...	% of ...
411 · Fire Protection				
411.10 · Physicals-Annual CVFD	0.00	6,000.00	-6,000.00	0.0%
411.22 · Operating Supplies	501.38	2,500.00	-1,998.62	20.1%
411.23 · Minor Equip. Repair	855.13	5,000.00	-4,144.87	17.1%
411.231 · Minor Equip. Purchase	475.00	5,000.00	-4,525.00	9.5%
411.24 · Fuel, Oil	912.12	4,500.00	-3,587.88	20.3%
411.32 · Communications	2,221.48	5,000.00	-2,778.52	44.4%
411.354 · Worker's Compensation	2,952.00	18,000.00	-15,048.00	16.4%
411.37 · Vehicle Maintenance	49.98	10,000.00	-9,950.02	0.5%
411.38 · Hydrant Rental	3,986.32	24,000.00	-20,013.68	16.6%
411.45 · Equip. Inspection & Testing	0.00	8,000.00	-8,000.00	0.0%
411.53 · Annual Contribution	6,666.66	40,000.00	-33,333.34	16.7%
411.70 · Major Equipment	4,408.00	20,000.00	-15,592.00	22.0%
411.90 · Trf to Major Equipment Fund	0.00	37,400.00	-37,400.00	0.0%
411.901 · Trf to Minor Equipment Fund	0.00	22,000.00	-22,000.00	0.0%
Total 411 · Fire Protection	23,028.07	207,400.00	-184,371.93	11.1%
413 · Building Inspection				
413.12 · Salary - Fire Marshal	0.00	500.00	-500.00	0.0%
413.13 · Salary - Ordinance Officer	916.80	5,000.00	-4,083.20	18.3%
413.14 · Zoning Inspections	1,183.00	9,000.00	-7,817.00	13.1%
413.15 · Training & Education	0.00	1,000.00	-1,000.00	0.0%
413.161 · Social Security	70.12	500.00	-429.88	14.0%
413.162 · Unemployment Compensation	0.00	250.00	-250.00	0.0%
413.21 · Office Supplies	49.32	200.00	-150.68	24.7%
413.24 · Fuel	135.20	500.00	-364.80	27.0%
413.32 · Communic/Internet - Ord. Offcr	63.84	1,500.00	-1,436.16	4.3%
413.354 · Worker's Compensation	1.50	500.00	-498.50	0.3%
413.37 · Vehicle Repairs	0.00	1,500.00	-1,500.00	0.0%
413.45 · Demolition-Blight Props	22,250.00	25,000.00	-2,750.00	89.0%
413.47 · Bldg Permit DCED	26.00	200.00	-174.00	13.0%
414.12 · Bldg Permit-Inspection Fees	396.20	12,000.00	-11,603.80	3.3%
414.14 · ZHB - Court Reporter/Sec'y	0.00	500.00	-500.00	0.0%
414.21 · ZHB Office-Adv-Postage	0.00	250.00	-250.00	0.0%
414.31 · ZHB Legal Services	0.00	2,000.00	-2,000.00	0.0%
414.46 · Recodify Boro Ordinances	1,195.00	1,500.00	-305.00	79.7%
Total 413 · Building Inspection	26,286.98	61,900.00	-35,613.02	42.5%
427 · Refuse - Recycling Removal				
427.10 · Garbage Contract	76,096.50	458,000.00	-381,903.50	16.6%
427.12 · Recycling Contract	12,185.90	75,000.00	-62,814.10	16.2%
Total 427 · Refuse - Recycling Removal	88,282.40	533,000.00	-444,717.60	16.6%
430 · Public Works Department				
430.10 · Salary - P/W Supervisor	11,750.00	70,500.00	-58,750.00	16.7%
430.14 · Salaries - Full Time Employees	52,272.16	311,000.00	-258,727.84	16.8%
430.15 · Wages - Reg. Overtime Pay	435.60	3,000.00	-2,564.40	14.5%
430.154 · Health & Accident & STD	428.30	2,500.00	-2,071.70	17.1%
430.156 · Hospitalization	15,974.32	103,000.00	-87,025.68	15.5%
430.16 · Wages - Part Time	0.00	1,000.00	-1,000.00	0.0%
430.161 · Social Security	5,558.02	27,000.00	-21,441.98	20.6%
430.162 · Unemployment Compensation	15.38	3,000.00	-2,984.62	0.5%
430.163 · FSA	1,000.00	3,000.00	-2,000.00	33.3%
430.164 · HRA	1,013.00	5,500.00	-4,487.00	18.4%
430.18 · Wages - Seasonal Employment	0.00	27,000.00	-27,000.00	0.0%
430.21 · Public Works - Misc. Supplies	339.04	2,000.00	-1,660.96	17.0%
430.23 · Uniforms	564.64	6,000.00	-5,435.36	9.4%
430.24 · Fuel	3,895.73	8,000.00	-4,104.27	48.7%
430.25 · Repairs - Maintenance	1,243.90	10,000.00	-8,756.10	12.4%
430.26 · Small Tools	675.53	3,000.00	-2,324.47	22.5%
430.31 · Engineering Services	2,389.75	50,000.00	-47,610.25	4.8%
430.32 · Communications	580.59	3,500.00	-2,919.41	16.6%
430.354 · Worker's Compensation	3,583.68	27,000.00	-23,416.32	13.3%
430.356 · Drug/Alcohol Testing	0.00	500.00	-500.00	0.0%
430.36 · Utilities	2,542.03	6,000.00	-3,457.97	42.4%
430.37 · Vehicle Repairs	2,692.19	10,000.00	-7,307.81	26.9%

**BOROUGH OF CRAFTON
GENERAL FUND FINANCIAL REPORT**

January 1, 2018 through February 28, 2018

	Jan - Feb 18	Budget	\$ Over Bud...	% of ...
430.42 · Licenses, Permits and Training	0.00	1,000.00	-1,000.00	0.0%
430.74 · Capital Outlay - minor equip	299.99	5,000.00	-4,700.01	6.0%
430.742 · Pub.Works - Cap. Outlay Equip	0.00	5,000.00	-5,000.00	0.0%
432.14 · Wages - Snow Removal Overtime	8,669.93	10,000.00	-1,330.07	86.7%
432.22 · Anti-Skid Materials	44,694.71	45,000.00	-305.29	99.3%
433.22 · Signs & Posts	221.55	5,000.00	-4,778.45	4.4%
433.45 · Signals Maintenance	788.65	10,000.00	-9,211.35	7.9%
433.451 · Electricity Signals	1,047.09	4,500.00	-3,452.91	23.3%
434.45 · Street Lighting	13,895.42	85,000.00	-71,104.58	16.3%
435.22 · Material Curbing Supplies	0.00	500.00	-500.00	0.0%
435.245 · Stairs and Sidewalks	0.00	5,000.00	-5,000.00	0.0%
438.22 · Material Roads Supplies	2,340.50	27,500.00	-25,159.50	8.5%
438.38 · Rental Equipment	75.83	4,000.00	-3,924.17	1.9%
Total 430 · Public Works Department	178,987.53	890,000.00	-711,012.47	20.1%
452 · Recreation				
452.01 · Social Security	0.00	6,500.00	-6,500.00	0.0%
452.14 · Wages - Pool Personnel	0.00	72,000.00	-72,000.00	0.0%
452.15 · Wages - Pool Concess.	0.00	11,000.00	-11,000.00	0.0%
452.162 · Unemployment Compensation	0.00	1,000.00	-1,000.00	0.0%
452.20 · Pool Lic., Pmts,Trng, Clrnc	0.00	1,500.00	-1,500.00	0.0%
452.21 · Maintenance Supplies	0.00	2,500.00	-2,500.00	0.0%
452.22 · Pool Filtration	10.83	12,000.00	-11,989.17	0.1%
452.23 · Operating Supplies	0.00	3,000.00	-3,000.00	0.0%
452.25 · Pool Repairs/Maintenance	800.73	5,000.00	-4,199.27	16.0%
452.26 · Pool Minor Equipment	0.00	3,500.00	-3,500.00	0.0%
452.27 · Computer H/W & Internet	141.90	1,000.00	-858.10	14.2%
452.32 · Communications	91.40	500.00	-408.60	18.3%
452.354 · Worker's Compensation	713.00	4,000.00	-3,287.00	17.8%
452.36 · Utilities	304.78	11,000.00	-10,695.22	2.8%
452.37 · Pool Bldgs - Rep/Maint	0.00	5,000.00	-5,000.00	0.0%
452.371 · Concession - Rep/Maint/Eq	0.00	4,000.00	-4,000.00	0.0%
453.21 · Supplies - Concession Stand	0.00	15,000.00	-15,000.00	0.0%
453.23 · Sr. Dinner (offset 367.50)	376.28	5,000.00	-4,623.72	7.5%
453.37 · Maint/Repairs - Mini Golf	0.00	500.00	-500.00	0.0%
453.49 · Rec. Activities - Expenses	0.00	1,000.00	-1,000.00	0.0%
Total 452 · Recreation	2,438.92	165,000.00	-162,561.08	1.5%
454 · Parks & Shade Trees				
454.25 · Maintenance Supplies	30.96	1,500.00	-1,469.04	2.1%
454.26 · Minor Equipment	0.00	1,000.00	-1,000.00	0.0%
454.36 · Utilities	827.65	4,000.00	-3,172.35	20.7%
454.37 · Maintenance - Repairs Services	632.24	7,500.00	-6,867.76	8.4%
454.75 · Park Equip.- Cap.Improvements	0.00	5,000.00	-5,000.00	0.0%
454.76 · Refunds - Park Shelters	0.00	100.00	-100.00	0.0%
455.22 · Shade Tree Operating Supplies	0.00	500.00	-500.00	0.0%
455.44 · Shade Tree - Arborist	0.00	3,000.00	-3,000.00	0.0%
455.45 · Tree Maint.- Plantings	0.00	3,000.00	-3,000.00	0.0%
455.46 · Boro Gardens	0.00	1,000.00	-1,000.00	0.0%
Total 454 · Parks & Shade Trees	1,490.85	26,600.00	-25,109.15	5.6%
456 · Community Services				
456.54 · Library Contributions	11,666.68	70,000.00	-58,333.32	16.7%
458.22 · Comm Ctr Supplies	0.00	250.00	-250.00	0.0%
458.55 · Crafton Preforming Arts	0.00	250.00	-250.00	0.0%
458.56 · Borough Tributes	196.05	500.00	-303.95	39.2%
458.57 · Misc. Contributions	0.00	200.00	-200.00	0.0%
459.54 · Celebrates Fireworks	0.00	4,000.00	-4,000.00	0.0%
462.34 · Community Dev/Promotion	0.00	500.00	-500.00	0.0%
462.50 · Military Banner Expenses	114.01	2,000.00	-1,885.99	5.7%
Total 456 · Community Services	11,976.74	77,700.00	-65,723.26	15.4%

**BOROUGH OF CRAFTON
GENERAL FUND FINANCIAL REPORT**

January 1, 2018 through February 28, 2018

	<u>Jan - Feb 18</u>	<u>Budget</u>	<u>\$ Over Bud...</u>	<u>% of ...</u>
471 · Debt Services - Principal				
471.21 · PNC-Duncan Gen Ob Note	66,483.68	257,500.00	-191,016.32	25.8%
471.35 · PNC Lease Agmt. Hvy Eq.	1,973.29	15,000.00	-13,026.71	13.2%
471.351 · PNC Lease Agmt-P/W Dump Trk	0.00	20,750.00	-20,750.00	0.0%
Total 471 · Debt Services - Principal	68,456.97	293,250.00	-224,793.03	23.3%
472 · Debt Services - Interest				
472.21 · PNC-Duncan Prop-Interest	1,995.39	14,000.00	-12,004.61	14.3%
472.35 · PNC Lease Agmt. Hvy Eq.	399.61	3,500.00	-3,100.39	11.4%
472.351 · PNC Lease Agmt-P/W Dump Trk	0.00	12,800.00	-12,800.00	0.0%
Total 472 · Debt Services - Interest	2,395.00	30,300.00	-27,905.00	7.9%
480 · Insurance				
480.03 · Drug Screening	74.75	1,800.00	-1,725.25	4.2%
486.00 · Compreh. Liability/Property Ins	0.00	80,000.00	-80,000.00	0.0%
486.81 · Property Loss Claims-Borough	0.00	10,000.00	-10,000.00	0.0%
Total 480 · Insurance	74.75	91,800.00	-91,725.25	0.1%
483 · Agency And Trust				
483.001 · Police Pension Contrib.	6,649.05	35,000.00	-28,350.95	19.0%
483.02 · Foreign Fire Relief	0.00	28,000.00	-28,000.00	0.0%
483.10 · Police Pension Fund MMO	0.00	83,000.00	-83,000.00	0.0%
483.30 · Employee Pension Fund MMO	0.00	45,000.00	-45,000.00	0.0%
Total 483 · Agency And Trust	6,649.05	191,000.00	-184,350.95	3.5%
Total Expense	706,736.90	4,404,500.00	-3,697,763.10	16.0%
Net Income	-131,564.97	0.00	-131,564.97	100.0%

**BOROUGH OF CRAFTON
CAPITAL PROJECT RESERVE FUND FINANCIAL REPORT**

January 1, 2018 to February 28, 2018

	<u>Jan - Feb 18</u>	<u>Budget</u>	<u>\$ Over Budget</u>	<u>% of ...</u>
Income				
354.01 GROW Grant Alcosan	67,872.00	80,800.00	-12,928.00	84.0%
355.13 Green Light Go Grant	0.00	180,000.00	-180,000.00	0.0%
395.01 GF Reserve Trf-PLGIT	0.00	101,200.00	-101,200.00	0.0%
399.00 Carryover Capital Fund	0.00	150,000.00	-150,000.00	0.0%
Total Income	67,872.00	512,000.00	-444,128.00	13.3%
Expense				
411.74 CVFD-SCBA Equip Reserve	0.00	72,000.00	-72,000.00	0.0%
429.611 GROW Grant-Expenditure	0.00	240,000.00	-240,000.00	0.0%
429.612 Small Water/Sewer Grant	100.00			
455.13 Green Light Go - Expense	0.00	200,000.00	-200,000.00	0.0%
Total Expense	100.00	512,000.00	-511,900.00	0.0%
Net Income	67,772.00	0.00	67,772.00	100.0%

BOROUGH OF CRAFTON
ROAD TAX FUND FINANCIAL REPORT


January 1, 2018 through February 28, 2018

	Jan - F...	Budget	\$ Over Bu...	% of ...
Income				
301.10 Road Tax - Current	0.00	480,000.00	-480,000.00	0.0%
301.20 Road Tax - Prior	0.00	5,000.00	-5,000.00	0.0%
319.01 Road Tax - P & I	0.00	4,000.00	-4,000.00	0.0%
Total Income	0.00	489,000.00	-489,000.00	0.0%
Expense				
430.31 Engineering - Roads	4,672.00	78,000.00	-73,328.00	6.0%
437. Equipment Repairs	0.00	10,000.00	-10,000.00	0.0%
438.45 Road - Contract Services	67.55	1,000.00	-932.45	6.8%
439.45 Road Paving Program	0.00	395,000.00	-395,000.00	0.0%
491.10 Tax Refunds - Current	0.00	3,000.00	-3,000.00	0.0%
491.20 Tax Refund - Prior	0.00	2,000.00	-2,000.00	0.0%
Total Expense	4,739.55	489,000.00	-484,260.45	1.0%
Net Income	<u>-4,739.55</u>	<u>0.00</u>	<u>-4,739.55</u>	<u>100.0%</u>

BOROUGH OF CRAFTON
SEWER FUND FINANCIAL REPORT

January 1, 2017 to February 28, 2018

	Jan - Feb 18	Budget	\$ Over Bud...	% of Bu...
Income				
319 · Interest/Penalty-Jordan	4,682.38	25,000.00	-20,317.62	18.7%
341 · Interest on Investment-PLGIT	1,287.43	1,000.00	287.43	128.7%
364 · Current Sewer User Fees	322,684.74	1,800,000.00	-1,477,315.26	17.9%
364.01 · Delinquent Sewer User F...	8,649.97	20,000.00	-11,350.03	43.2%
380 · Other - Alcosan Billing Rel...	6,974.25	6,000.00	974.25	116.2%
Total Income	344,278.77	1,852,000.00	-1,507,721.23	18.6%
Expense				
421 · Office Supplies-Postage	204.19	500.00	-295.81	40.8%
425 · Maint/Rep.Materials	27.56	4,000.00	-3,972.44	0.7%
430 · Billing Fee - PAWC/Jordan	7,689.76	60,000.00	-52,310.24	12.8%
431 · Prof. Services - Engineering	45,494.65	170,000.00	-124,505.35	26.8%
432 · Prof. Services - Legal	0.00	1,000.00	-1,000.00	0.0%
436 · Alcosan - Qtrly Usage Chgs	0.00	1,035,000.00	-1,035,000.00	0.0%
437 · Equipment Repairs	226.51	10,000.00	-9,773.49	2.3%
438 · Fuel - Sweeper- Trk#108	152.70	4,000.00	-3,847.30	3.8%
442 · Dues - Permits	7,913.66	8,000.00	-86.34	98.9%
445 · Vactor charge	0.00	10,000.00	-10,000.00	0.0%
446 · Munic. Claim Commission	4,588.62	4,500.00	88.62	102.0%
470.1 · Principal - Pennvest I	8,613.06	51,000.00	-42,386.94	16.9%
470.2 · Principal - Pennvest II	6,301.97	37,500.00	-31,198.03	16.8%
471.1 · Interest - Pennvest I	2,443.12	16,000.00	-13,556.88	15.3%
471.2 · Interest - Pennvest II	1,789.99	11,500.00	-9,710.01	15.6%
473 · COA Requirements	71,025.35	428,500.00	-357,474.65	16.6%
492 · Capital Project - Reserve Fu...	0.00	500.00	-500.00	0.0%
Total Expense	156,471.14	1,852,000.00	-1,695,528.86	8.4%
Net Income	<u>187,807.63</u>	<u>0.00</u>	<u>187,807.63</u>	<u>100.0%</u>



Jordan Tax Service, Inc.

102 Rahway Road • McMurray, PA 15317-3349

(412) 835-5243 • Fax (412) 835-5244

(724) 731-2300 • Fax (724) 731-2398

www.jordantax.com

Tax & Record
Services

Municipal

Business

Individual

March 9, 2018

Borough of Crafton
Ann C. Scott, Borough Manager
Municipal Building
100 Stotz Avenue
Pittsburgh, PA 15205

RE: Delinquent Earned Income & Net Profits Tax
Collection Summary Report
February, 2018

Detailed below are the Delinquent Earned Income Tax Collections remitted to the Borough for the Month of February, 2018:

PERIOD	TAX	PEN & INT	MUNICIPAL SHARE (50.00%)	
			MONTH	YEAR TO DATE
2011 and Prior	\$ 2,709.83	\$ 35.46	\$ 2,745.29	\$ 7,631.88
Add: Commissions	271.78	-	271.78	743.97
Refunds Issued	-	-	-	-
Net Collections	<u>\$ 2,981.61</u>	<u>\$ 35.46</u>	<u>\$ 3,017.07</u>	<u>\$ 8,375.85</u>

Amounts Transferred:

Date	Reference	Amount
02/28/18	Ck #1947	\$ 3,017.07

Total Transfers \$ 3,017.07

We have enclosed our invoice for services.

Very truly yours,
JORDAN TAX SERVICE, INC.

WILLIAM R. LINNERT, JR.

WRLjr/hlk


EIT Collection - February 2018

CURRENT YEAR TO DATE DISTRIBUTIONS

	Resident Tax Amount	Non-Per/Int Resident Tax Amount	Costs & Credits	Total Collections	Dist Year	Resident Tax Amount	Non-Per/Int Resident Tax Amount	TCD Commission	Charges & Credits	Total Distribution
2012 Collections	0.42	0.00	0.00	0.42	2018	0.42	0.00	(0.01)	0.00	\$0.41
2013 Collections	300.75	0.00	0.00	437.75	2018	300.75	0.00	(7.89)	0.00	\$429.86
2014 Collections	329.33	0.00	0.00	441.82	2018	329.33	0.00	(7.97)	0.00	\$433.85
2014 Refunds	(73.50)	0.00	0.00	(73.50)	2018	(73.50)	0.00	0.00	0.00	(\$73.50)
2015 Collections	567.78	0.00	0.00	567.78	2018	567.78	0.00	(10.27)	0.00	\$559.51
2016 Collections	1,104.72	0.00	0.00	1,104.72	2018	1,104.72	0.00	(19.90)	0.00	\$1,084.82
2016 Refunds	(208.00)	0.00	0.00	(208.00)	2018	(208.00)	0.00	0.00	0.00	(\$208.00)
2017 Collections	169,147.65	1,121.08	0.00	170,271.15	2018	169,147.65	1,121.08	(3,065.42)	0.00	\$167,205.73
2017 Refunds	(6,184.50)	0.00	0.00	(6,184.50)	2018	(6,184.50)	0.00	0.00	0.00	(\$6,184.50)
2018 Collections	1,154.05	0.00	0.00	1,154.05	2018	1,154.05	0.00	(20.77)	0.00	\$1,133.28
Current Year To Date	166,138.70	1,121.08	0.00	167,513.69	2018	166,138.70	1,121.08	(3,132.23)	0.00	\$164,381.46

TOTAL DISTRIBUTIONS BY TAX YEAR SINCE INCEPTION

	Resident Tax Amount	Non-Per/Int Resident Tax Amount	Costs & Credits	Total Collections	Dist Year	Resident Tax Amount	Non-Per/Int Resident Tax Amount	TCD Commission	Charges & Credits	Total Distribution
2012 Collections	719,286.51	8,202.07	0.00	728,265.11	ALL	719,286.51	8,202.07	(13,176.39)	0.00	\$715,088.72
2012 Refunds	(20,642.00)	0.00	0.00	(20,642.00)	ALL	(20,642.00)	0.00	0.00	0.00	(\$20,642.00)
2013 Collections	755,370.74	8,394.01	0.00	764,336.07	ALL	755,370.74	8,394.01	(13,728.78)	0.00	\$750,607.29
2013 Refunds	(27,121.00)	0.00	0.00	(27,121.00)	ALL	(27,121.00)	0.00	0.00	0.00	(\$27,121.00)
2014 Collections	780,928.53	5,197.54	0.00	786,562.50	ALL	780,928.53	5,197.54	(14,055.59)	0.00	\$772,506.91
2014 Refunds	(28,045.00)	0.00	0.00	(28,045.00)	ALL	(28,045.00)	0.00	0.00	0.00	(\$28,045.00)
2015 Collections	813,919.41	5,253.31	0.00	819,384.34	ALL	813,919.41	5,253.31	(14,694.56)	0.00	\$804,689.78
2015 Refunds	(29,841.00)	(61.00)	0.00	(29,902.00)	ALL	(29,841.00)	(61.00)	0.00	0.00	(\$29,902.00)
2016 Collections	824,186.63	6,037.95	0.00	830,357.57	ALL	824,186.63	6,037.95	(14,766.02)	0.00	\$815,591.55
2016 Refunds	(31,386.00)	(34.00)	0.00	(31,420.00)	ALL	(31,386.00)	(34.00)	0.00	0.00	(\$31,420.00)
2017 Collections	785,229.58	5,147.05	0.00	790,380.38	ALL	785,229.58	5,147.05	(14,071.83)	0.00	\$776,308.55
2017 Refunds	(6,184.50)	0.00	0.00	(6,184.50)	ALL	(6,184.50)	0.00	0.00	0.00	(\$6,184.50)
2018 Collections	1,154.05	0.00	0.00	1,154.05	ALL	1,154.05	0.00	(20.77)	0.00	\$1,133.28
Tax Year Totals	4,536,855.95	38,136.93	0.00	4,577,125.52	ALL	4,536,855.95	38,136.93	(84,513.94)	0.00	\$4,492,611.58



Jordan Tax Service, Inc.

102 Rahway Road • McMurray, PA 15317-3349
(412) 835-5243 • Fax (412) 835-5244
(724) 731-2300 • Fax (724) 731-2398
www.jordantax.com

Tax & Record
Services
Municipal
Business
Individual

March 9, 2018

Borough of Crafton
Ann C. Scott, Borough Manager
Municipal Building
100 Stotz Avenue
Pittsburgh, PA 15205

RE: Local Services Tax Collections
Collection Summary Report
February, 2018

Detailed below are the Local Services Tax Collections remitted to the Borough for the Collection Period of February 1, 2018 through February 28, 2018:

<u>PERIOD</u>	<u>TAX</u>	<u>PEN & INT</u>	<u>TOTAL COLLECTIONS</u>	<u>YEAR TO DATE</u>
2016 and Prior	\$ -	\$ -	\$ -	\$ 16.00
2017	9,811.17	-	9,811.17	12,228.26
2018	-	-	-	-
Total Collections	9,811.17	-	9,811.17	12,244.26
Refunds Issued	-	-	-	-
	<u>\$ 9,811.17</u>	<u>\$ -</u>	<u>\$ 9,811.17</u>	<u>\$ 12,244.26</u>
Net Collections			<u>\$ 9,811.17</u>	<u>\$ 12,244.26</u>

Amounts Remitted:


<u>Date</u>	<u>Batch #</u>	<u>Amount</u>
02/06/18	40	\$ 2,142.27
02/08/18	41	2,447.38
02/09/18	42	3,500.10
02/16/18	43	378.00
02/20/18	44	441.40
02/22/18	45	902.02

Total Deposited \$ 9,811.17

We have enclosed our invoice for services.

Very truly yours,
JORDAN TAX SERVICE, INC.

WILLIAM R. LINNERT, JR.



Jordan Tax Service, Inc.

102 Rahway Road • McMurray, PA 15317-3349

(412) 835-5243 • Fax (412) 835-5244

(724) 731-2300 • Fax (724) 731-2398

www.jordantax.com

Tax & Record
Services

Municipal

Business

Individual

March 9, 2018

Borough of Crafton
Ann C. Scott, Borough Manager
Municipal Building
100 Stotz Avenue
Pittsburgh, PA 15205

RE: Mercantile Tax
Collection Summary Report
February, 2018

Detailed below are the Mercantile Tax Collections remitted to the Borough for the Collection Period of February 1, 2018 through February 28, 2018:

<u>PERIOD</u>	<u>TAX</u>	<u>PEN & INT</u>	<u>TOTAL COLLECTIONS</u>	<u>YEAR TO DATE</u>
2016 and Prior	\$ -	\$ -	\$ -	\$ -
2017	26,564.03	0.93	26,564.96	26,919.88
2018	-	-	-	-
	<u>\$ 26,564.03</u>	<u>\$ 0.93</u>		
Total Collections			<u>\$ 26,564.96</u>	<u>\$ 26,919.88</u>

Amounts Deposited:


<u>Date</u>	<u>Batch #</u>	<u>Amount</u>
02/05/18	26	\$ 18,301.37
02/12/18	27	4,998.58
02/20/18	28	2,452.52
02/20/18	29	779.40
02/26/18	30	33.09

Total Deposited \$ 26,564.96

We have enclosed our invoice for services.

Very truly yours,
JORDAN TAX SERVICE, INC.

WILLIAM R. LINNERT, JR.



Jordan Tax Service, Inc.

102 Rahway Road • McMurray, PA 15317-3349

(412) 835-5243 • Fax (412) 835-5244

(724) 731-2300 • Fax (724) 731-2398

www.jordantax.com

Tax & Record
Services

Municipal

Business

Individual

March 9, 2018

Borough of Crafton
Ann C. Scott, Borough Manager
Municipal Building
100 Stotz Avenue
Pittsburgh, PA 15205

RE: Business Privilege Tax
Collection Summary Report
February, 2018

Detailed below are the Business Privilege Tax Collections remitted to the Borough for the Collection Period of February 1, 2018 through February 28, 2018:

<u>PERIOD</u>	<u>TAX</u>	<u>LICENSE</u>	<u>PEN & INT</u>	<u>TOTAL COLLECTIONS</u>	<u>YEAR TO DATE</u>
2016 and Prior	\$ -	\$ -	\$ -	\$ -	\$ -
2017	52.61	20.00	-	72.61	107.09
2018	-	10.00	-	10.00	10.00
Total Collections	52.61	30.00	-	82.61	117.09
Refunds Issued	-	-	-	-	-
	<u>\$ 52.61</u>	<u>\$ 30.00</u>	<u>\$ -</u>	<u>\$ 82.61</u>	<u>\$ 117.09</u>
Net Collections				<u>\$ 82.61</u>	<u>\$ 117.09</u>


Amounts Deposited:

<u>Date</u>	<u>Batch #</u>	<u>Amount</u>
02/12/18	38	\$ 62.61
02/20/18	39	10.00
02/26/18	01	10.00
Total Deposited		<u>\$ 82.61</u>

We have enclosed our invoice for services.

Very truly yours,
JORDAN TAX SERVICE, INC.

WILLIAM R. LINNERT, JR.



Jordan Tax Service, Inc.

102 Rahway Road • McMurray, PA 15317-3349

(412) 835-5243 • Fax (412) 835-5244

(724) 731-2300 • Fax (724) 731-2398

www.jordantax.com

Tax & Record
Services
Municipal
Business
Individual

March 9, 2018

Borough of Crafton
Ann C. Scott, Borough Manager
Municipal Building
100 Stotz Avenue
Pittsburgh, PA 15205

RE: Trash Removal
Collection Summary Report
February, 2018

Detailed below are the 2018 Trash Removal Collections remitted to the Borough for the Month of February, 2018:

	<u>BILLING FEE</u>	<u>GARBAGE</u>	<u>TOTAL CURRENT PERIOD</u>	<u>YEAR TO DATE</u>
FACE TAX	\$ 3,445.00	\$ 189,094.23	\$ 192,539.23	\$ 192,539.23
Less: Discount	-	(9,237.10)	(9,237.10)	(9,237.10)
Plus: Penalty	-	-	-	-
Total Collections	\$ 3,445.00	\$ 179,857.13	\$ 183,302.13	\$ 183,302.13


Amounts Deposited:

<u>Date</u>	<u>Batch #</u>	<u>Amount</u>
02/06/18	01	\$ 17,613.80
02/06/18	02	26,241.45
02/12/18	03	38,882.20
02/13/18	04	29,277.80
02/20/18	05	30,682.10
02/26/18	06	39,281.15
Total		181,978.50
Less: TRF from 2017	2000	1,323.63
Total Deposits		\$ 183,302.13

	<u>BILLING</u>	<u>GARBAGE</u>	<u>YEAR-TO-DATE</u>
FACE BALANCE 02/01/2018	\$ 9,865.00	\$ 567,672.00	\$ 577,537.00
Add: Additions	-	-	-
Less: Deletions	-	-	-
ADJUSTED FACE BALANCE	9,865.00	567,672.00	577,537.00
Less: Total Collections	(3,445.00)	(189,094.23)	(192,539.23)
Less: Turned Over to Delinquent	-	-	-
FACE BALANCE 2/28/2018	\$ 6,420.00	\$ 378,577.77	\$ 384,997.77

Very truly yours,
JORDAN TAX SERVICE, INC.

William R. Linnert, Jr.
WILLIAM R. LINNERT, JR.



Jordan Tax Service, Inc.

102 Rahway Road • McMurray, PA 15317-3349

(412) 835-5243 • Fax (412) 835-5244

(724) 731-2300 • Fax (724) 731-2398

www.jordantax.com

Tax & Record
Services

Municipal

Business

Individual

March 9, 2018

Borough of Crafton
Ann C. Scott, Borough Manager
Municipal Building
100 Stotz Avenue
Pittsburgh, PA 15205

RE: Real Estate Taxes
Collection Summary Report
February, 2018

Detailed below are the 2017 Real Estate Tax Collections deposited to the Borough account for the Month of February, 2018:

	CURRENT PERIOD			YEAR TO DATE
	REAL ESTATE	ROAD	TOTAL	
FACE TAX	\$ 318.09	\$ 107.71	\$ 425.80	\$ 1,913,469.20
Less: Discount	(3.03)	(1.03)	(4.06)	(32,969.65)
Plus: Penalty	-	-	-	4,644.97
Total Collections	\$ 315.06	\$ 106.68	\$ 421.74	\$ 1,885,144.52

Amounts Deposited:

Date	Batch #	Amount
02/02/18	46	\$ 421.74
Total Deposits		421.74
Less: Refunds:		-
Net Collections		\$ 421.74

	2016	2016	2017	2017	TOTAL
	REAL ESTATE	ROAD	REAL ESTATE	ROAD	
FACE BALANCE 3/1/2017	\$ -	\$ -	\$ 1,493,726.79	\$ 505,811.75	\$ 1,999,538.54
Add: Additions	-	-	8,588.13	2,908.12	11,496.25
Less: Exonerations	-	-	(4,609.54)	(1,560.95)	(6,170.49)
ADJUSTED FACE BALANCE	-	-	1,497,705.38	507,158.92	2,004,864.30
Less: Total Collections	-	-	(1,429,550.40)	(483,918.80)	(1,913,469.20)
Less: Turned Over to Delinquent	-	-	(63,442.88)	(21,644.52)	(85,087.40)
FACE BALANCE 2/28/2018	\$ -	\$ -	\$ 4,712.10	\$ 1,595.60	\$ 6,307.70

Very truly yours,
JORDAN TAX SERVICE, INC.

William R. Linnert, Jr.
WILLIAM R. LINNERT, JR.

JORDAN TAX SERVICE, INC.
102 RAHWAY ROAD
MCMURRAY, PA 15317-3349
(724) 731-2300

Delinq. Property Tax, Sewage and Trash – February 2018

March 16, 2018

Borough of Crafton
Ann C. Scott, Borough Manager
Municipal Building
100 Stotz Avenue
Pittsburgh, PA 15205

Gentlemen:

We are forwarding herewith counterfoils for delinquent taxes and municipal claims collected and satisfied since date of our last report. We are also forwarding deposit slips as summarized below and the Prothonotary's receipts for satisfaction costs advanced by our office.

DELINQUENT TAXES:

Receipts #13182-13195

	Face Tax	Penalty	Interest	Costs	TOTAL
Prior	4,050.62	343.64	1,713.23	295.13	6,402.62
2017	2,218.65	143.16	-	16.50	2,378.31
Record/Sheriff Sale Costs					2,934.26
Commission Collected					399.70

MUNICIPAL CLAIMS: "Trash"

Receipts #1561-1632

	Face Tax	Penalty	Interest	Costs	Comm	TOTAL
Record/Sheriff Sale Costs	14,698.45	1,481.05	0.12	354.73	-	16,534.35
Commission Collected						60.00
						786.56

MUNICIPAL CLAIMS: "Trash"

Receipts #3942, 3944-3946, 3949, 3954

	Face Tax	Penalty	Interest	Costs	Comm	TOTAL
*	2,080.33	82.43	423.68	443.00	-	3,029.44
Commission Collected						153.92

MUNICIPAL CLAIMS: "Sewage"

Receipts #3943, 3947-3948, 3950-3953

	Face Tax	Penalty	Interest	Costs	Comm	TOTAL
Commission Collected	2,442.59	87.51	52.25	584.00	-	3,166.35
						158.31

MUNICIPAL CLAIMS: "Sewage"

Receipts #297 (#296 "VOID")

	Face Tax	Penalty	Interest	Costs	Comm	TOTAL
*	38.99	-	8.88	-	-	47.87
Commission Collected						4.79

Total Collections, Taxes and Claims:

Taxes	\$	12,114.89	Ck. #1373	\$	36,056.48
Trash	\$	20,564.27	Ck. #1374		
Sewage	\$	3,377.32	Ck. #1375		

Deposits Per Enclosed Receipts

DATE	AMOUNT	DATE	AMOUNT	DATE	AMOUNT
02/02/18	24.08	02/14/18	256.41	02/23/18	98.59
02/05/18	2,716.53	02/15/18	1,651.52	02/27/18	413.05
02/05/18	9,468.36	02/15/18	14,698.89	02/27/18	1,492.26
02/06/18	53.00	02/20/18	60.00	03/01/18	501.27
02/09/18	521.96	02/20/18	3,791.49		
02/12/18	52.66	02/22/18	256.41		

Total Deposits

36,056.48

*Partial Payments Not Yet Applied - \$700.16

JORDAN TAX SERVICE, INC.


William R. Linnert, Jr.

**BOROUGH OF CRAFTON
POLICE DEPARTMENT**

MARK A. SUMPTER
CHIEF OF POLICE

100 STOTZ AVENUE
CRAFTON, PENNSYLVANIA 15205

JAMES G. BLOOM
MAYOR



February 22, 2018

Crafton Police responded to 207 complaints during the month of February 2018.

The following 4 pages attached show a print out of the calls answered by Crafton Police.

Paid parking tags paid at the window - \$30.00

Copies of Police Reports - \$165.00

No solicitor permits were issued for the month of February

No truck permits were issued for the month of February

Fines collected by the Magistrate and paid to the borough for November - \$1,372.25

There were 89 citations issued, 35 citation warnings, 4 parking tags, 12 AccuTrak – 140 total

Crafton Borough had no EMS narcotic related calls for the month of February 2018. Naloxone (Narcan) was not used by EMS or the Police Department for the month of February 2018.


Mileage on Police Cars:

Unit #11-1 - 1,510 miles ending at 31,864

Unit #11-2 - 2,177 miles ending at 15,161

Unit #11-3 - 627 miles ending at 34,229

Respectfully submitted,


Barbara H. Berkhouse
Police Secretary



NorthWest EMS

366 Helen Street | McKees Rocks, PA 15136
412.331.2600 OFFICE | 412.331.3133 FAX

Crafton Borough Report February 2018

Total Run Numbers:

- Total Emergency and Non-Emergency 911 Responses: **56**
Average Response Time (E0-E4): **4 min. 44 sec.**
- Total Emergency 911 Response: **54**
Average Response Time (E0-E3): **4 min. 42 sec.**
- Total Highest Priority Response: **28**
Average Response Time (E0-E1): **5 min. 36 sec.**

Response Times by Category and NFPA Compliance:

- E0 Response: **5**
Average Response Time: **7 min. 41 sec.**
NFPA Compliance: **40%**
- E1 Response: **23**
Average Response Time: **5 min. 09 sec.**
NFPA Compliance: **96%**
- E0 + E1 Response: **28**
Average Response Time: **5 min. 36 sec.**
NFPA Compliance: **86%**
- E2 Response: **12**
Average Response Time: **3 min. 29 sec.**
- E3 Response: **14**
Average Response Time: **3 min. 55 sec.**
- E4 Response: **2**
Average Response Time: **5 min. 46 sec.**

Standbys:

- Scott Township EMS (Station 740) Standby Request: **0**
Calls Given to Station 740 in Crafton: **0**
- Ingram EMS (Station 760) Standby Request: **0**
Calls Given to Station 760 in Crafton: **0**
- Robinson EMS (Station 810) Standby Request: **0**
Calls Given to Station 810 in Crafton: **0**
- Average Response Time for Mutual Aid Services: **0 min. 0 sec.**
- NorthWest EMS Requested to Standby: **9**
Calls Taken for Station 810: **0**
Calls Taken for Station 740: **0**
Calls Taken for Station 760: **7**
Calls taken for Southbridge EMS (Station 815): **2**

Crafton Borough EMS Report Notes

February 2018

All numbers for this report from Allegheny County 911 CAD system.

NFPA compliance target **NOT achieved** for serious calls: E-0: **40%***

NFPA compliance target **achieved** for serious calls: E-1: **96%**

NFPA compliance target **NOT achieved** for serious calls: E-0 + E-1: **86%***

February was an unusually slow month in the Borough. The *timing* of the calls played havoc on our statistical performance, although this will be discussed further below. Historically we post faster response times for the higher priority calls, but in many cases this month the higher priority calls were either further distances away from the station or came in back-to-back with other calls.

An E-0 priority call on 25 Feb. had an 11 min. 56 sec. response time due to the Crafton crew being out of the station on a previous call, resulting in the responding crew coming from our post on Mansfield Ave. in Carnegie.

Moments after that call came in, another E-0 priority call came in, and the responding crew had a 9 min. 31 sec. response time. In this case, the crew slowed their response due to the nature of the call and updates from County 911. This call should not be classified as an E-0 priority.

An E-0 priority call on 27 Feb. had a 10 min. 01 sec response time due to the fact that the Crafton crew had just gone out on a call moments earlier, and the responding crew was in the process of moving to post when the second call came in.

An E-1 priority call on 17 February had a 9 min. 26 sec. response time, but in that case the call was a psychiatric call without medical component, so the crew slowed their response. This call should not be classified as an E-1 response.

* If the two mischaracterized calls are removed, the compliance numbers become 60% and 92.9% respectively.

Mutual aid was not used in February.

NWEMS provided mutual aid 9 times in February as follows: Ingram (7), Robinson (0), Carnegie/Scott Twp. (0), and Southbridge (2).

Finally, 11 calls (19.6%) occurred between the hours of 11 pm and 7 am in January, demonstrating the need for 24 hour coverage in Crafton Borough.

Submitted by: George Dudash III 412-779-1927 gdudash@northwestems.net

March 2018
Ordinance Report

Date Received	Street Name	Violation/Complaint	Action Taken	Date	Completed	Time Given
3/1/2018	Noble Avenue	Grass/Broken Window	Violation	3/1/2018	Pending	5,10
3/1/2018	Bradford Avenue	Garbage/Debris	Violation	3/1/2018	Complete	4
3/1/2018	Parkview Street	Garbage/Debris	Violation	3/1/2018	Complete	7
3/1/2018	Walsh Road	Mechanical Permit	Reminder Notice	3/1/2018	Pending	4/30/2018
3/1/2018	Station Street	Mechanical Permit	Reminder Notice	3/1/2018	Pending	4/30/2018
3/1/2018	Foster Avenue	Mechanical Permit	Reminder Notice	3/1/2018	Pending	4/30/2018
3/1/2018	E. Crafton Avenue	Mechanical Permit	Reminder Notice	3/1/2018	Received Paperwork	4/30/2018
3/1/2018	Lawson Avenue	Garbage/Debris	Phone call to Landlord	3/1/2018	Cleaned up	3/5/2018
3/7/2018	Parkview Street	Junk Vehicle	Violation	3/7/2018	Pending	15
3/8/2018	S. Grandview Avenue	Garage & Wooden Retaining Wall	Violation	3/8/2018	Pending	30
3/8/2018	S. Grandview Avenue	Exterior wall	Violation	3/8/2018	Pending	30
3/9/2018	Parkview Street	Junk Vehicle	Violation	3/9/2018	Pending	3
3/13/2018	Crafton Boulevard	Garbage/Debris	Email to Property Maintenance Company	3/13/2018	Pending	
3/20/2018	N. Emily Street	Rental Inspection Reminder	Reminder Notice	3/20/2018	Pending	15

Building Inspection Report

FEBRUARY 2018

February Reports Received

(Attached)

Building Inspection Underwriters

Allegheny County R/E Transfer

Certificates & Permits Issued

(February 2018)

Rental Inspection Certificates Issued	5
Zoning Use/Occupancy Certificates Issued	7
Building/Zoning Permits Issued	3

PUBLIC WORKS / PARKS OPERATIONS REPORT

Council Meeting

March 26, 2018

Crew report 02-26-18 to 3-23-18

- **One Call** - responses at various locations
- **Litter can maintenance**- Check and empty all cans weekly. Decaled (CPW) and placed new cans at various locations.
- **Traffic Monitoring Devices**- Removal/installation - (1) Broadhead (2) Ingram Ave
- **Rain/Wind Storm**- Remove debris resulting from heavy rain and high wind storms including clearing and removal of tree limbs branches. Clear/clean gutter and catch basin openings.
- **Compost Site**- Windrow Maintenance,
- **Snow and Ice Control**- Responded to 2 snow and ice events. (3 days), 90 hours worked, using 62 tons of salt.
- **Pool Maintenance**- Pump filter house drain pit. Pump splash pool.
- **Equipment Repair and Maintenance** - Preventive/routine maintenance on trucks snow removal equipment; park equipment.
- **Inventory**- Sign shop DPW garage
- **Traffic Sign Repair/Replacement**- Various signs and locations.
- **Street Repair**- Cold patch- Linwood, Hawthorne Crafton Blvd, East Crafton, West Crafton, Chartiers, Ewing, Fountain, Crennell, Grace, Sterrett, Perrine, Linden, Franklin Alley
- **Facility Maintenance**-Drain and flush boiler system Install ventilation system for stove/oven Community Center Kitchen, Build small stage/platform for Community Center main room, repair upright fridge /cooler, Community Center Kitchen
- **Military Banner Program**-Installed new banners various locations.

Admin.

Attended Paving seminar-Gateway Engineering Headquarters.

Meet Contractor pool for demo of bench wall

Assist Crews with snow removal operations by salting and plowing streets

Regular meetings with manager to discuss issues regarding DPW.

Field inspections regarding one call, street openings; ordinance violations,

Managing day to operations/administration for Public Works and Parks maintenance and repairs. Respond to constituents request for information and service.

Order supplies and material. Programmed /downloaded data from Traffic Logix Speed monitoring device. Used data to generate Traffic reports.

Routine Field investigations, routine paperwork.

Crafton Volunteer Fire Department
8 Stotz Avenue – Pittsburgh, Pennsylvania 15205
412-875-0022 – Station 412-875-0021 Station Fax

TO: Ann Scott – Crafton Borough Manager
FROM: Mike Crown, Fire Chief
DATE: March 5, 2018
RE: February 2018 Monthly Report

The Crafton Volunteer Fire Department responded to 27 requests for assistance for the month of February 2018. They are as follows:

MAJOR INCIDENT TYPE	# INCIDENTS	% of TOTAL
Fires	7	25.9%
Rescue & Emergency Medical Service	16	59.2%
Service Call	2	7.4%
Good Intent Call	1	3.7%
False Alarm & False Call	1	3.7%
TOTAL	27	100.00%

It was an active month in terms of calls and training for the CVFD, our member's completed the annual Hazardous Materials Refresher, built a roof simulator and trained with it in our station.

Total man hours spend on Fire Related activities and Training was 501.13 hours for the month.

Crafton Library Balance Sheet

	Actual 2/28/2018	Past Year 12/31/2017	Difference
Assets			
Current Assets			
Bank Accounts			
Crafton Bank			
10810 Dollar Bank - 1632	\$120,342	\$104,190	\$16,152
10820 FNB - 6578	\$17,482	\$17,471	\$11
10860 PNC Investments - 9497	\$140,854	\$137,268	\$3,587
Total Crafton Bank	\$278,678	\$258,928	\$19,750
Total Bank Accounts	\$278,678	\$258,928	\$19,750
Prepaid and Other Assets			
12020 Accounts Receivable - Audit	\$0	\$846	(\$846)
14000 Prepaid Miscellaneous Expenses	\$0	\$555	(\$555)
Total Prepaid and Other Assets	\$0	\$1,401	(\$1,401)
Total Current Assets	\$278,678	\$260,329	\$18,349
Total Assets	\$278,678	\$260,329	\$18,349
Liabilities and Equity			
Liabilities			
Current Liabilities			
Accounts Payable			
20000 Accounts Payable	\$0	\$3,850	\$3,850
Total Accounts Payable	\$0	\$3,850	\$3,850
Other Current Liabilities			
20010 Accrued Wages	\$0	\$1,876	\$1,876
20030 Accrued Expenses	\$0	\$343	\$343
20040 Due to	\$106	\$0	(\$106)
21000 Payroll Tax Liability	\$0	\$1,642	\$1,642
25020 Library AFLAC	\$11	\$33	\$22
Total Other Current Liabilities	\$117	\$3,894	\$3,777
Total Current Liabilities	\$117	\$7,744	\$7,627
Total Liabilities	\$117	\$7,744	\$7,627
Equity			
31000 Net Asset - Unrestricted	\$278,562	\$252,586	\$25,976
Total Equity	\$278,562	\$252,586	\$25,976
Total Liabilities and Equity	\$278,678	\$260,329	(\$18,349)

Crafton Library Statement of Activities

	Budget Versus Actual			This Year-to-date versus Last		
	Budget 2/28/2018	Actual 2/28/2018	Difference	Actual 2/28/2018	Actual 2/28/2017	Change
Revenue						
Direct Contributions	\$1,383	\$1,718	\$334	\$1,718	\$728	\$990
Non-Government Grants	\$667	\$0	(\$667)	\$0	\$0	\$0
Government Grants						
State	\$20,977	\$20,980	\$3	\$20,980	\$20,977	\$3
ARRAD	\$10,085	\$10,084	(\$1)	\$10,084	\$9,890	\$194
Local Government	\$11,667	\$11,667	\$0	\$11,667	\$12,017	(\$350)
Total Government Grants	\$42,729	\$42,731	\$2	\$42,731	\$42,884	(\$153)
Earned Revenue	\$1,917	\$1,905	(\$11)	\$1,905	\$888	\$1,017
Income from Investments	\$80	\$46	(\$34)	\$46	\$9	\$37
Total Revenue	\$46,745	\$46,400	(\$345)	\$46,400	\$44,509	\$1,891
Expenses						
Personnel	\$17,734	\$13,055	\$4,679	\$13,055	\$16,910	\$3,856
Operations						
Office Operations	\$3,072	\$5,103	(\$2,031)	\$5,103	\$5,632	\$529
Contracted Services	\$1,975	\$2,942	(\$967)	\$2,942	\$1,507	(\$1,435)
Facility and Equipment	\$2,342	\$111	\$2,230	\$111	\$3,438	\$3,326
Travel and Meeting	\$117	\$56	\$61	\$56	\$0	(\$56)
Fundraising	\$425	\$0	\$425	\$0	\$5	\$5
Total Office Operations	\$7,930	\$8,212	(\$282)	\$8,212	\$10,582	\$2,370
Program						
Program Expense	\$167	\$200	(\$33)	\$200	\$31	(\$169)
Collections	\$3,667	\$2,543	\$1,123	\$2,543	\$2,406	(\$137)
Total Program	\$3,833	\$2,743	\$1,090	\$2,743	\$2,437	(\$306)
Total Expenses	\$29,497	\$24,010	\$5,487	\$24,010	\$29,929	\$5,920
Surplus/(Deficit)	\$17,248	\$22,390	(\$5,142)	\$22,390	\$14,580	(\$7,810)
Other Investment Income	\$1,383	\$3,586	\$2,202	\$3,586	\$4,017	(\$431)
Net Other Income	\$1,383	\$3,586	(\$2,202)	\$3,586	\$4,017	\$431
Total	\$18,631	\$25,976	(\$7,344)	\$25,976	\$18,597	(\$7,379)
NET SURPLUS/(DEFICIT)	\$18,631	\$25,976	\$7,344	\$25,976	\$18,597	\$7,379