

MONTHLY REPORTS

JULY 2016

FOR PUBLIC INSPECTION

BOROUGH OF CRAFTON
TREASURER'S REPORT
July 31, 2016

DEMAND DEPOSITS

Balance to General Fund	1,160,940.56	
Total Receipts	271,096.93	
Subtotal	1,432,037.49	
Total Disbursements	(334,092.30)	
General Fund		1,097,945.19
Payroll Account		5,536.99
Alcosan		12,267.83
Capital Projects Reserve Fund		43,028.50
Fire Equipment Fund		1,187.57
Road Tax Fund		549,142.36
Insurance Escrow		1.00
Med Saver		1,355.58
Crafton Celebrates		23,921.14
Planning Commission		200.00
Total Demand Deposits		1,734,586.16

INVESTMENTS

Pennsylvania Local Government Trust General Fund		611,849.31
Pennsylvania Local Government Trust Sewer Account		769,722.58
Pennsylvania Local Government Trust Highway Aid		161,915.47
PNC DB Trust Police Pension		4,011,161.90
PNC DB Trust Employee Pension		1,241,720.23
Total Investments		6,796,369.49

TOTAL DEMAND DEPOSITS AND INVESTMENT ACCOUNTS

8,530,955.65



Annette M. Lherbier, Treasurer

BOROUGH OF CRAFTON
Year-to-Date Financial Statement

January through July 2016

	<u>Jan - Jul 16</u>	<u>Budget</u>	<u>\$ Over Bud...</u>	<u>% of ...</u>
Income				
301 · Real Estate Taxes				
301.10 · Real Estate - Current	1,345,853.96	1,385,000.00	-39,146.04	97.2%
301.20 · R.E. Tax - Prior Year	8,044.66	7,000.00	1,044.66	114.9%
301.30 · Road Tax Interfund Trf	30,214.96			
301.31 · Road Tax Refunds	0.00			
301.35 · Road - Pen / Interest-Transfer	1,039.38			
301.50 · R.E. Tax - Delinq.-Leined	58,332.21	50,000.00	8,332.21	116.7%
Total 301 · Real Estate Taxes	1,443,485.17	1,442,000.00	1,485.17	100.1%
310 · Act 511 Taxes				
310.10 · Real Estate Transfer	69,713.89	55,000.00	14,713.89	126.8%
310.21 · EIT - Current	224,767.89	500,000.00	-275,232.11	45.0%
310.22 · EIT - Prior	235,622.75	275,000.00	-39,377.25	85.7%
310.31 · Mercantile - Current	62,120.98	105,000.00	-42,879.02	59.2%
310.36 · Business Priviledge - Current	56,644.05	55,000.00	1,644.05	103.0%
310.51 · LST-OccTaX - Current	28,664.09	45,000.00	-16,335.91	63.7%
Total 310 · Act 511 Taxes	677,533.65	1,035,000.00	-357,466.35	65.5%
319 · Penalty/Interest				
319.01 · P/I Real Estate Taxes	1,178.57	18,000.00	-16,821.43	6.5%
319.02 · P/I Delq. R/E Taxes	24,706.41			
319.12 · P/I EIT	6,296.29	10,000.00	-3,703.71	63.0%
319.13 · P/I Mercantile	181.83	250.00	-68.17	72.7%
319.15 · P/I OPT	72.86			
319.18 · P/I Business Priviledge	174.27	750.00	-575.73	23.2%
319.20 · Magistrate-EIT/Other	1,110.79	1,250.00	-139.21	88.9%
319.30 · P/I - Garbage Collection	15,789.67	15,000.00	789.67	105.3%
Total 319 · Penalty/Interest	49,510.69	45,250.00	4,260.69	109.4%
321 · Licenses & Permits				
321.61 · Soliciting Permits	110.00	250.00	-140.00	44.0%
321.75 · Mechanical Devices	2,850.00	5,000.00	-2,150.00	57.0%
321.80 · Cable Franchise Fees	55,908.90	95,000.00	-39,091.10	58.9%
321.90 · Business Licenses	2,220.00	2,500.00	-280.00	88.8%
322.80 · Street Openings	9,608.00	10,000.00	-392.00	96.1%
322.81 · Pole Permits	60.00			
322.83 · Truck Parking Permits	80.00	100.00	-20.00	80.0%
Total 321 · Licenses & Permits	70,836.90	112,850.00	-42,013.10	62.8%
331 · Fines & Forfeits				
331.13 · Fines-Magistrate/County	26,065.08	40,000.00	-13,934.92	65.2%
331.14 · M/Veh Violations/State Police	2,927.26	5,000.00	-2,072.74	58.5%
Total 331 · Fines & Forfeits	28,992.34	45,000.00	-16,007.66	64.4%
341 · Interest Earnings				
341.01 · Income on Investments	1,352.32	500.00	852.32	270.5%
342.00 · Rental Income	12,660.18	25,000.00	-12,339.82	50.6%
Total 341 · Interest Earnings	14,012.50	25,500.00	-11,487.50	55.0%
354 · Grant Proceeds				
354.15 · Act 101 Recycling Grant	5,247.00	4,000.00	1,247.00	131.2%
354.20 · Miscellaneous Grants	3,500.00	4,500.00	-1,000.00	77.8%
354.25 · DCNR-Parks, Rec Study	0.00	1,000.00	-1,000.00	0.0%
Total 354 · Grant Proceeds	8,747.00	9,500.00	-753.00	92.1%
355 · State Entitlements				

BOROUGH OF CRAFTON
Year-to-Date Financial Statement

January through July 2016

	Jan - Jul 16	Budget	\$ Over Bud...	% of ...
355.01 · PURTA	0.00	3,650.00	-3,650.00	0.0%
355.04 · Liquor Licenses	0.00	1,000.00	-1,000.00	0.0%
355.05 · Pension State Aid	0.00	106,000.00	-106,000.00	0.0%
355.07 · Foreign Fire Fund	0.00	32,000.00	-32,000.00	0.0%
355.09 · Act 13 Impact Fee	674.40	500.00	174.40	134.9%
357.01 · 1% Sales Tax	125,575.44	200,000.00	-74,424.56	62.8%
Total 355 · State Entitlements	126,249.84	343,150.00	-216,900.16	36.8%
358 · Intergov. Contract Services				
358.10 · Police Services-Thornburg	54,056.66	93,169.00	-39,112.34	58.0%
358.11 · Fire Protection Services	4,958.38	8,500.00	-3,541.62	58.3%
358.12 · Reimb. VehExp-Code Official	0.00	1,500.00	-1,500.00	0.0%
Total 358 · Intergov. Contract Services	59,015.04	103,169.00	-44,153.96	57.2%
360 · Charges For Service				
361.00 · Jordan-Trash Billing Fee	8,295.00	7,000.00	1,295.00	118.5%
361.31 · Subdivision Fees	600.00			
361.33 · Conditional Use Hearing Fees	0.00	500.00	-500.00	0.0%
361.34 · Zoning Hearing Board Fees	1,000.00	1,000.00	0.00	100.0%
362.11 · Sale of Accident Reports	885.00	1,500.00	-615.00	59.0%
362.141 · Crossing Guard Reimb.	27,589.48	40,500.00	-12,910.52	68.1%
362.41 · Bldg./Elec. Permit Fees	6,073.50	15,000.00	-8,926.50	40.5%
362.48 · Rental Inspection Fee	2,055.00	5,000.00	-2,945.00	41.1%
362.50 · Zoning Use Permits	2,725.00	2,500.00	225.00	109.0%
362.51 · Occupancy Permits	5,710.00	4,000.00	1,710.00	142.8%
363.51 · PennDot Snow Removal	0.00	6,000.00	-6,000.00	0.0%
Total 360 · Charges For Service	54,932.98	83,000.00	-28,067.02	66.2%
364 · Sanitation - Garbage Collection				
364.30 · Current Garbage Collection Fee	429,769.61	465,000.00	-35,230.39	92.4%
364.35 · Prior Garbage Collection Fee	37,040.11	50,000.00	-12,959.89	74.1%
Total 364 · Sanitation - Garbage Collection	466,809.72	515,000.00	-48,190.28	90.6%
367 · Recreation Fees				
367.20 · Pool Passes	31,665.00	25,000.00	6,665.00	126.7%
367.21 · Pool General Admission	38,588.00	33,000.00	5,588.00	116.9%
367.22 · Swimming Lessons	3,680.00	3,000.00	680.00	122.7%
367.23 · Pool Rentals	3,341.00	3,000.00	341.00	111.4%
367.24 · AquaRobics	195.00	500.00	-305.00	39.0%
367.25 · Chair Rentals-Locks	801.00	1,000.00	-199.00	80.1%
367.30 · Sale of Wood Chips/Compost	170.00			
367.40 · Pool Concessions	20,997.67	19,000.00	1,997.67	110.5%
367.41 · Community Center Rentals	1,225.00	2,000.00	-775.00	61.3%
367.42 · Park Shelter Rentals	3,187.00	3,000.00	187.00	106.2%
367.50 · Senior Dinner-Fees	1,134.00	2,000.00	-866.00	56.7%
367.52 · Fundraising-Recreation	364.00	1,500.00	-1,136.00	24.3%
Total 367 · Recreation Fees	105,347.67	93,000.00	12,347.67	113.3%
380 · Misc. Revenues				
380.01 · Refunds on Current Expenditures	0.00	1,000.00	-1,000.00	0.0%
380.02 · Other	876.89	1,000.00	-123.11	87.7%
380.03 · Insurance Dividends	33,930.13	25,000.00	8,930.13	135.7%
380.04 · Reimb. Exp-Comp.Plan Ingram	0.00	17,300.00	-17,300.00	0.0%
380.05 · Drug Task Force OT	1,272.10	500.00	772.10	254.4%
380.12 · Reimbursed-P/D Overtime Details	55,656.77	0.00	55,656.77	100.0%
Total 380 · Misc. Revenues	91,735.89	44,800.00	46,935.89	204.8%

BOROUGH OF CRAFTON
Year-to-Date Financial Statement

January through July 2016

	Jan - Jul 16	Budget	\$ Over Bud...	% of ...
388 · Fiduciary Funds				
388.01 · Police Pension Contribution	23,653.54	37,000.00	-13,346.46	63.9%
Total 388 · Fiduciary Funds	23,653.54	37,000.00	-13,346.46	63.9%
390 · Other Financing Sources				
391.10 · Sale of Fixed Assets	156.00	0.00	156.00	100.0%
391.20 · Compensation of Fixed Assets	5,558.67	5,000.00	558.67	111.2%
Total 390 · Other Financing Sources	5,714.67	5,000.00	714.67	114.3%
392 · Interfund Transfers				
392.85 · Trf From Highway Aid	161,346.65	157,000.00	4,346.65	102.8%
Total 392 · Interfund Transfers	161,346.65	157,000.00	4,346.65	102.8%
395 · Refunds of Prior Years				
395.04 · Other	0.00	1,500.00	-1,500.00	0.0%
399.00 · Sinking Fund Carryover	0.00	499,381.00	-499,381.00	0.0%
Total 395 · Refunds of Prior Years	0.00	500,881.00	-500,881.00	0.0%
Total Income	3,387,924.25	4,597,100.00	-1,209,175.75	73.7%
Gross Profit	3,387,924.25	4,597,100.00	-1,209,175.75	73.7%
Expense				
400 · Borough Administration				
400.11 · Salary of Council	4,900.00	8,400.00	-3,500.00	58.3%
400.14 · Clerical - Part-time	10,830.50	21,000.00	-10,169.50	51.6%
400.154 · Health & Accident & STD	461.25	1,100.00	-638.75	41.9%
400.156 · Hospitalization	22,332.30	45,000.00	-22,667.70	49.6%
400.161 · Social Security	7,036.76	15,000.00	-7,963.24	46.9%
400.162 · Unemployment Compensation	1,122.32	2,500.00	-1,377.68	44.9%
400.163 · FSA	607.78	1,500.00	-892.22	40.5%
400.164 · HRA	676.93	3,000.00	-2,323.07	22.6%
400.17 · Retirement Incentive-Admin	4,000.00	6,000.00	-2,000.00	66.7%
400.21 · Office Supplies/Postage	2,387.38	4,000.00	-1,612.62	59.7%
400.22 · Newsletter-Printing/Postage	0.00	1,000.00	-1,000.00	0.0%
400.26 · Minor Equipment	515.99	1,000.00	-484.01	51.6%
400.30 · Computer HW/SW Maint	531.00	1,000.00	-469.00	53.1%
400.32 · Communications	3,213.70	5,000.00	-1,786.30	64.3%
400.33 · Travel Expense	0.00	1,000.00	-1,000.00	0.0%
400.34 · Advertising	933.45	2,500.00	-1,566.55	37.3%
400.35 · Bonds	951.00	500.00	451.00	190.2%
400.354 · Worker's Compensation	556.92	1,000.00	-443.08	55.7%
400.356 · Drug & Alcohol Testing	0.00	1,500.00	-1,500.00	0.0%
400.37 · Maint. & Repairs Equipment	1,904.34	2,000.00	-95.66	95.2%
400.38 · Postage Meter Rental	288.00	1,000.00	-712.00	28.8%
400.39 · Equipmt. Lease - Copier	4,572.40	8,000.00	-3,427.60	57.2%
400.42 · Council-Conventions, Training	2,183.11	8,000.00	-5,816.89	27.3%
400.43 · Subscriptions-Dues	838.00	2,000.00	-1,162.00	41.9%
400.45 · Payroll Contract	3,658.05	6,500.00	-2,841.95	56.3%
400.74 · Major Equipment	0.00	5,000.00	-5,000.00	0.0%
401.11 · Mayor - Salary	1,050.00	1,800.00	-750.00	58.3%
401.42 · Mayor - Membershp Dues/Semi...	0.00	200.00	-200.00	0.0%
402.11 · Auditing - Professional Auditor	11,999.50	12,500.00	-500.50	96.0%
402.12 · Salary - Treasurer	1,750.00	2,700.00	-950.00	64.8%
404.31 · Solicitor Expenses	19,419.11	35,000.00	-15,580.89	55.5%
404.32 · Legal-Litigation	0.00	5,000.00	-5,000.00	0.0%
404.332 · Labor Counsel	1,764.76	12,000.00	-10,235.24	14.7%

BOROUGH OF CRAFTON
Year-to-Date Financial Statement

January through July 2016

	Jan - Jul 16	Budget	\$ Over Bud...	% of ...
405.12 · Salary - Admin. Assistant	27,298.44	38,000.00	-10,701.56	71.8%
405.13 · Salary - Manager	48,708.38	83,500.00	-34,791.62	58.3%
405.18 · Stipend Council Meetings	60.00	0.00	60.00	100.0%
406.46 · Training Seminars--Admin.	4,796.00	5,000.00	-204.00	95.9%
407.32 · IT Expenses	1,906.16	4,000.00	-2,093.84	47.7%
408.31 · Engineer Retainer	900.00	1,200.00	-300.00	75.0%
Total 400 · Borough Administration	194,153.53	355,400.00	-161,246.47	54.6%
403 · Tax Collection				
403.11 · Salary - Property Tax Collector	280.00	500.00	-220.00	56.0%
403.351 · Bonds - Prop.Tax Collector	0.00	400.00	-400.00	0.0%
403.46 · Jordan-Liens-Revivals-SherSales	7,312.00	10,000.00	-2,688.00	73.1%
403.461 · Jordan Tax - TCF Fees	14,066.26	17,000.00	-2,933.74	82.7%
403.462 · Jordan Tax - R/E Tax Collec Fee	0.00	7,500.00	-7,500.00	0.0%
403.463 · Jordan Tax-Prior R/E Tax Fee	11,991.04	15,000.00	-3,008.96	79.9%
403.47 · Jordan Act 511 Fees	5,886.59	12,000.00	-6,113.41	49.1%
403.48 · Jordan-Act 32 SWTax District	8,117.42	15,000.00	-6,882.58	54.1%
403.76 · Rad Tax Payment	1,108.56			
491.02 · RE Tax Refund - Prior	2,062.54	1,000.00	1,062.54	206.3%
491.03 · Refunds - OPT	312.08	500.00	-187.92	62.4%
491.06 · Refunds - Trash Collection	0.00	500.00	-500.00	0.0%
Total 403 · Tax Collection	51,136.49	79,400.00	-28,263.51	64.4%
409 · Municipal Properties				
409.21 · Maintenance Supplies	899.44	1,500.00	-600.56	60.0%
409.26 · Minor Equipment	0.00	500.00	-500.00	0.0%
409.36 · Utilities	11,862.89	21,000.00	-9,137.11	56.5%
409.361 · Utilities - District Magistrate	2,628.21	6,000.00	-3,371.79	43.8%
409.37 · Repairs/Maintenance	7,088.77	19,000.00	-11,911.23	37.3%
409.371 · Repairs/Maint- Dist. Magistrate	219.10	5,000.00	-4,780.90	4.4%
409.45 · Contracts - Custodian/Mats	4,603.09	8,000.00	-3,396.91	57.5%
409.50 · Municipal Prop. Misc.	1,500.00	3,000.00	-1,500.00	50.0%
409.71 · Cap Improvements - Dist. Magist	0.00	5,000.00	-5,000.00	0.0%
409.76 · Refunds - Community Center	0.00	100.00	-100.00	0.0%
Total 409 · Municipal Properties	28,801.50	69,100.00	-40,298.50	41.7%
410 · Police Services				
410.12 · Salaries - Police Officers	331,028.54	565,000.00	-233,971.46	58.6%
410.121 · Salary - Chief	52,419.56	89,000.00	-36,580.44	58.9%
410.13 · Longevity - Police	1,250.00	3,000.00	-1,750.00	41.7%
410.14 · Salary - Police Secretary	14,814.00	36,000.00	-21,186.00	41.2%
410.154 · Health & Accident & STD	2,277.75	4,000.00	-1,722.25	56.9%
410.156 · Hospitalization	64,977.38	135,000.00	-70,022.62	48.1%
410.161 · Social Security	41,790.28	62,000.00	-20,209.72	67.4%
410.162 · Unemployment Compensation	5,238.82	8,500.00	-3,261.18	61.6%
410.163 · FSA	1,679.60	4,500.00	-2,820.40	37.3%
410.164 · HRA	1,808.12	6,000.00	-4,191.88	30.1%
410.18 · Wages - Crossing Guards	47,284.00	81,000.00	-33,716.00	58.4%
410.181 · Wages - Jail Guards	130.00	1,000.00	-870.00	13.0%
410.19 · O.T. Police (see 380.12 Reimb.)	58,065.36	20,000.00	38,065.36	290.3%
410.191 · Court /School - Reimb Expenses	1,001.00	2,000.00	-999.00	50.1%
410.192 · Court Overtime	26,730.61	40,000.00	-13,269.39	66.8%
410.193 · DANET O.T. (See 380.05 offset)	2,292.38	3,000.00	-707.62	76.4%
410.21 · Office Supplies/Postage	1,503.64	3,000.00	-1,496.36	50.1%
410.22 · Ammunition	58.00	1,500.00	-1,442.00	3.9%
410.23 · Uniform Allowance	6,530.16	7,700.00	-1,169.84	84.8%
410.232 · Uniform Allowance - Crossing ...	16.00	1,250.00	-1,234.00	1.3%

BOROUGH OF CRAFTON
Year-to-Date Financial Statement

January through July 2016

	Jan - Jul 16	Budget	\$ Over Bud...	% of ...
410.24 · Fuel Expense	4,480.09	15,000.00	-10,519.91	29.9%
410.25 · Maintenance Equip.-Supplies	142.75	3,500.00	-3,357.25	4.1%
410.26 · Minor Equipment	527.16	5,000.00	-4,472.84	10.5%
410.32 · Communications	6,291.74	15,000.00	-8,708.26	41.9%
410.321 · IT Expense	1,910.00	5,000.00	-3,090.00	38.2%
410.354 · Worker's Compensation	24,315.34	42,000.00	-17,684.66	57.9%
410.355 · Worker's Comp.--School Guards	3,627.54	6,500.00	-2,872.46	55.8%
410.37 · Vehicle Maintenance	3,136.37	10,000.00	-6,863.63	31.4%
410.42 · Dues Police Chief	802.00	900.00	-98.00	89.1%
410.421 · Dues - Police Officers	0.00	500.00	-500.00	0.0%
410.45 · Animal Control	1,890.00	4,800.00	-2,910.00	39.4%
410.53 · Civil Service Commission	186.00	2,000.00	-1,814.00	9.3%
410.74 · Capital Outlay	63,074.00	72,000.00	-8,926.00	87.6%
410.75 · Training - Police Officers	3,451.25	8,000.00	-4,548.75	43.1%
410.751 · Training - Police Chief	1,349.45	1,500.00	-150.55	90.0%
410.76 · Computer Expense	3,084.00	10,000.00	-6,916.00	30.8%
410.77 · Video Recording Devices	0.00	8,000.00	-8,000.00	0.0%
Total 410 · Police Services	779,162.89	1,283,150.00	-503,987.11	60.7%
411 · Fire Protection				
411.10 · Physicals-Annual CVFD	2,927.00	2,000.00	927.00	146.4%
411.22 · Operating Supplies	968.09	2,000.00	-1,031.91	48.4%
411.23 · Minor Equip. Repair	5,076.88	5,000.00	76.88	101.5%
411.231 · Minor Equip. Purchase	3,517.33	5,000.00	-1,482.67	70.3%
411.24 · Fuel, Oil	2,409.75	4,000.00	-1,590.25	60.2%
411.32 · Communications	3,543.17	5,000.00	-1,456.83	70.9%
411.354 · Worker's Compensation	7,364.00	15,000.00	-7,636.00	49.1%
411.37 · Vehicle Maintenance	6,219.04	11,500.00	-5,280.96	54.1%
411.38 · Hydrant Rental	13,760.41	23,250.00	-9,489.59	59.2%
411.45 · Equip. Inspection & Testing	5,146.18	5,000.00	146.18	102.9%
411.53 · Annual Contribution	23,333.31	40,000.00	-16,666.69	58.3%
411.70 · Major Equipment	0.00	15,000.00	-15,000.00	0.0%
411.90 · Trf to Major Equipment Fund	37,400.00	37,400.00	0.00	100.0%
411.901 · Trf to Minor Equipment Fund	0.00	22,000.00	-22,000.00	0.0%
Total 411 · Fire Protection	111,665.16	192,150.00	-80,484.84	58.1%
413 · Building Inspection				
413.12 · Salary - Fire Marshal	0.00	500.00	-500.00	0.0%
413.13 · Salary - Ordinance Officer	6,784.00	12,000.00	-5,216.00	56.5%
413.14 · Zoning inspections	6,784.00	8,500.00	-1,716.00	79.8%
413.15 · Training & Education	0.00	500.00	-500.00	0.0%
413.161 · Social Security	519.00	800.00	-281.00	64.9%
413.162 · Unemployment Compensation	224.59	500.00	-275.41	44.9%
413.21 · Office Supplies	83.41	500.00	-416.59	16.7%
413.24 · Fuel	0.00	1,000.00	-1,000.00	0.0%
413.32 · Communic/Internet - Ord. Offcr	1,420.49	1,200.00	220.49	118.4%
413.354 · Worker's Compensation	19.25	500.00	-480.75	3.9%
413.37 · Vehicle Repairs	373.00	3,000.00	-2,627.00	12.4%
413.45 · Demolition-Blight Props	5,150.00	10,000.00	-4,850.00	51.5%
413.47 · Bldg Permit DCED	20.00	200.00	-180.00	10.0%
414.12 · Bldg Permit-Inspection Fees	4,312.80	12,000.00	-7,687.20	35.9%
414.14 · ZHB - Court Reporter/Sec'y	330.00	250.00	80.00	132.0%
414.21 · ZHB Office-Adv-Postage	122.00	400.00	-278.00	30.5%
414.31 · ZHB Legal Services	3,196.75	1,500.00	1,696.75	213.1%
414.46 · Recodify Boro Ordinances	1,195.00	4,000.00	-2,805.00	29.9%
Total 413 · Building Inspection	30,534.29	57,350.00	-26,815.71	53.2%

BOROUGH OF CRAFTON
Year-to-Date Financial Statement

January through July 2016

	Jan - Jul 16	Budget	\$ Over Bud...	% of ...
427 · Refuse - Recycling Removal				
427.10 · Garbage Contract	254,805.60	436,860.00	-182,054.40	58.3%
427.12 · Recycling Contract	40,820.15	69,190.00	-28,369.85	59.0%
Total 427 · Refuse - Recycling Removal	295,625.75	506,050.00	-210,424.25	58.4%
430 · Public Works Department				
430.10 · Salary - P/W Supervisor	37,916.76	65,000.00	-27,083.24	58.3%
430.14 · Salaries - Full Time Employees	154,443.60	283,000.00	-128,556.40	54.6%
430.15 · P/W Overtime Pay	1,345.91	5,000.00	-3,654.09	26.9%
430.154 · Health & Accident & STD	1,492.45	2,300.00	-807.55	64.9%
430.156 · Hospitalization	56,512.12	110,000.00	-53,487.88	51.4%
430.16 · Wages Part Time	0.00	10,000.00	-10,000.00	0.0%
430.161 · Social Security	16,280.68	25,000.00	-8,719.32	65.1%
430.162 · Unemployment Compensation	2,203.52	3,500.00	-1,296.48	63.0%
430.163 · FSA	1,451.01	3,000.00	-1,548.99	48.4%
430.164 · HRA	1,251.60	5,500.00	-4,248.40	22.8%
430.18 · Wages - Part Time Employees	13,968.00	25,000.00	-11,032.00	55.9%
430.21 · Public Works - Misc. Supplies	884.51	2,000.00	-1,115.49	44.2%
430.23 · Uniforms	4,408.66	6,200.00	-1,791.34	71.1%
430.24 · Fuel	4,995.47	11,000.00	-6,004.53	45.4%
430.25 · Repairs - Maintenance	9,204.37	6,000.00	3,204.37	153.4%
430.26 · Small Tools	2,304.60	3,000.00	-695.40	76.8%
430.31 · Engineering Services	36,924.48	45,000.00	-8,075.52	82.1%
430.32 · Communications	2,064.15	3,500.00	-1,435.85	59.0%
430.354 · Worker's Compensation	13,503.00	23,500.00	-9,997.00	57.5%
430.356 · Drug/Alcohol Testing	155.30	1,000.00	-844.70	15.5%
430.36 · Utilities	3,558.89	7,500.00	-3,941.11	47.5%
430.37 · Vehicle Repairs	5,760.39	15,000.00	-9,239.61	38.4%
430.42 · Seminars	180.00	1,000.00	-820.00	18.0%
430.74 · Capital Outlay - minor equip	2,324.28	5,000.00	-2,675.72	46.5%
430.742 · Pub.Works - Cap. Outlay Equip	0.00	12,000.00	-12,000.00	0.0%
432.14 · Salaries Snow Removal	6,006.64	11,500.00	-5,493.36	52.2%
432.22 · Anti-Skid Materials	49,145.70	45,500.00	3,645.70	108.0%
433.22 · Signs & Posts	1,665.69	5,000.00	-3,334.31	33.3%
433.45 · Signals Maintenance	3,223.90	3,000.00	223.90	107.5%
433.451 · Electricity Signals	2,887.73	4,200.00	-1,312.27	68.8%
434.45 · Street Lighting	46,871.60	90,000.00	-43,128.40	52.1%
435.22 · Material Curbing Supplies	40.01	500.00	-459.99	8.0%
435.245 · Stairs and Sidewalks	1,199.87	5,000.00	-3,800.13	24.0%
438.22 · Material Roads Supplies	3,598.53	12,000.00	-8,401.47	30.0%
438.38 · Rental Equipment	153.95	2,500.00	-2,346.05	6.2%
Total 430 · Public Works Department	487,927.37	858,200.00	-370,272.63	56.9%
452 · Recreation				
452.01 · Social Security	4,040.43	6,000.00	-1,959.57	67.3%
452.14 · Wages - Pool Personnel	44,881.81	65,000.00	-20,118.19	69.0%
452.15 · Wages - Pool Concess.	7,937.48	11,000.00	-3,062.52	72.2%
452.162 · Unemployment Compensation	735.42	1,000.00	-264.58	73.5%
452.20 · Pool License, Permit, Training	1,237.00	1,500.00	-263.00	82.5%
452.21 · Supplies	1,451.36	1,000.00	451.36	145.1%
452.22 · Pool Filtration	8,063.32	10,000.00	-1,936.68	80.6%
452.23 · Oper/Supplies, Permits, Training	3,574.69	5,000.00	-1,425.31	71.5%
452.25 · Pool Repairs/Maintenance	2,109.58	6,000.00	-3,890.42	35.2%
452.26 · Pool Minor Equipment	0.00	3,500.00	-3,500.00	0.0%
452.27 · Computer H/W & Internet	526.15	500.00	26.15	105.2%
452.32 · Communications	322.55	500.00	-177.45	64.5%
452.354 · Worker's Compensation	3,023.65	4,200.00	-1,176.35	72.0%

BOROUGH OF CRAFTON
Year-to-Date Financial Statement

January through July 2016

	Jan - Jul 16	Budget	\$ Over Bud...	% of ...
452.36 · Utilities	6,708.14	9,000.00	-2,291.86	74.5%
452.37 · Pool Bldgs - Rep/Maint	4,274.64	5,000.00	-725.36	85.5%
452.371 · Concession - Rep/Maint/Eq	756.56	2,500.00	-1,743.44	30.3%
453.21 · Supplies - Concession Stand	8,265.44	12,000.00	-3,734.56	68.9%
453.23 · Sr. Dinner (offset 367.50)	1,566.46	3,500.00	-1,933.54	44.8%
453.49 · Rec. Activities - Expenses	147.44	1,000.00	-852.56	14.7%
Total 452 · Recreation	99,622.12	148,200.00	-48,577.88	67.2%
454 · Parks & Shade Trees				
454.25 · Maintenance Supplies	41.44	2,500.00	-2,458.56	1.7%
454.26 · Minor Equipment	0.00	2,500.00	-2,500.00	0.0%
454.36 · Utilities	2,482.62	4,000.00	-1,517.38	62.1%
454.37 · Maintenance - Repairs Services	5,409.99	6,000.00	-590.01	90.2%
454.75 · Park Equip.- Cap.Improvements	7,623.22	5,000.00	2,623.22	152.5%
454.76 · Refunds - Park Shelters	0.00	100.00	-100.00	0.0%
455.22 · Shade Tree Operating Supplies	192.00	500.00	-308.00	38.4%
455.44 · Shade Tree - Arborist	0.00	4,000.00	-4,000.00	0.0%
455.45 · Tree Maint.- Plantings	471.00	6,000.00	-5,529.00	7.9%
455.46 · Boro Gardens	164.55	1,000.00	-835.45	16.5%
Total 454 · Parks & Shade Trees	16,384.82	31,600.00	-15,215.18	51.9%
456 · Community Services				
456.54 · Library Contributions	40,833.38	70,000.00	-29,166.62	58.3%
458.22 · Comm Ctr Supplies	0.00	200.00	-200.00	0.0%
458.55 · Crafton Performing Arts	0.00	250.00	-250.00	0.0%
458.56 · Borough Tributes	718.96	200.00	518.96	359.5%
458.57 · Misc. Contributions	0.00	250.00	-250.00	0.0%
462.34 · Community Dev/Promotion	0.00	3,000.00	-3,000.00	0.0%
Total 456 · Community Services	41,552.34	73,900.00	-32,347.66	56.2%
471 · Debt Services - Principal				
471.21 · PNC-Duncan Gen Ob Note	127,966.38	257,500.00	-129,533.62	49.7%
471.35 · PNC Lease Agmt. Hvy Eq.	3,959.10			
Total 471 · Debt Services - Principal	131,925.48	257,500.00	-125,574.52	51.2%
472 · Debt Services - Interest				
472.21 · PNC-Duncan Prop-Interest	9,026.42	17,000.00	-7,973.58	53.1%
472.35 · PNC Lease Agmt. Hvy Eq.	1,079.13			
Total 472 · Debt Services - Interest	10,105.55	17,000.00	-6,894.45	59.4%
480 · Insurance				
480.03 · Drug Screening	1,583.75	1,500.00	83.75	105.6%
486.00 · Compreh. Liability/Property Ins	76,120.06	70,000.00	6,120.06	108.7%
486.81 · Property Loss Claims-Borough	25,529.88	11,000.00	14,529.88	232.1%
486.82 · Property Loss-Damages - Other	0.00	2,000.00	-2,000.00	0.0%
Total 480 · Insurance	103,233.69	84,500.00	18,733.69	122.2%
483 · Agency And Trust				
483.001 · Police Pension Contrib.	23,653.54	37,000.00	-13,346.46	63.9%
483.02 · Foreign Fire Relief	0.00	32,000.00	-32,000.00	0.0%
483.10 · Police Pension Fund MMO	0.00	71,000.00	-71,000.00	0.0%
483.30 · Employee Pension Fund MMO	4,070.28	65,000.00	-60,929.72	6.3%
Total 483 · Agency And Trust	27,723.82	205,000.00	-177,276.18	13.5%
492 · Interfund Operating Transfers				
492.30 · Transf. to Capital Reserve Fund	0.00	378,600.00	-378,600.00	0.0%

BOROUGH OF CRAFTON
Year-to-Date Financial Statement
 January through July 2016

	Jan - Jul 16	Budget	\$ Over Bud...	% of ...
Total 492 · Interfund Operating Transfers	0.00	378,600.00	-378,600.00	0.0%
Total Expense	2,409,554.80	4,597,100.00	-2,187,545.20	52.4%
Net Income	978,369.45	0.00	978,369.45	100.0%

11:07 AM
 08/19/16
 Accrual Basis

Capital Projects Reserve Fund
Profit & Loss Budget vs. Actual
 January through July 2016

	Jan - Jul 16	Budget	\$ Over Budget	% of ...
Income				
355.10 DCED-Pool Grow. Greener	196,898.15	250,000.00	-53,101.85	78.8%
355.12 DCED - Planning Grant	4,723.35	65,400.00	-60,676.65	7.2%
355.20 DCED-Clearview G.Greener	44,805.60	25,000.00	19,805.60	179.2%
395.01 GF Reserve Trf-PLGIT	0.00	400,600.00	-400,600.00	0.0%
395.07 Trf-Rental Acct GF#342	0.00	40,000.00	-40,000.00	0.0%
395.12 County Planning Grant	36,759.15	60,000.00	-23,240.85	61.3%
399.00 Carryover Capital Fund	0.00	25,000.00	-25,000.00	0.0%
Total Income	283,186.25	866,000.00	-582,813.75	32.7%
Expense				
409.10 Boro Bldg Upgrades	11,770.38	25,000.00	-13,229.62	47.1%
411.74 CVFD-SCBA Equip Reserve	0.00	66,000.00	-66,000.00	0.0%
414.75 Multi-Munic. Comp Plan	44,520.63	140,000.00	-95,479.37	31.8%
430.74 P/W Equipment	43,588.00	75,000.00	-31,412.00	58.1%
452.75 Pool Redevelopment	228,746.32	500,000.00	-271,253.68	45.7%
492.30 Future Projects Reserve	0.00	60,000.00	-60,000.00	0.0%
Total Expense	328,625.33	866,000.00	-537,374.67	37.9%

Road Tax Fund
Year to Date: FINANCIAL REPORT
 January through July 2016

Cash Basis


	Jan - Jul ...	Budget	\$ Over Bu...	% of ...
Income				
301.10 Road Tax - Current	428,599.25	461,500.00	-32,900.75	92.9%
301.20 Road Tax - Prior	13,520.91	20,000.00	-6,479.09	67.6%
319.01 Road Tax - P & I	5,489.01	7,500.00	-2,010.99	73.2%
399.00 Cap Proj. Fund Carryover	0.00	92,500.00	-92,500.00	0.0%
Total Income	447,609.17	581,500.00	-133,890.83	77.0%
Expense				
421.00 Bank Fees	194.98			
430.31 Engineering - Roads	37,985.65	60,000.00	-22,014.35	63.3%
438.45 Road - Contract Services	106,574.55	21,500.00	85,074.55	495.7%
439.45 Road Paving Program	5,000.00	500,000.00	-495,000.00	1.0%
491.10 Tax Refunds - Current	886.21			
491.20 Tax Refund - Prior	490.61			
Total Expense	151,132.00	581,500.00	-430,368.00	26.0%
Net Income	296,477.17	0.00	296,477.17	100.0%

Sewer Fund
Checking Acct. & PLGIT Investment Acct. Combined

Cash Basis

January through July 2016

	Jan - Jul 16	Budget	\$ Over Bud...	% of B...
Income				
319 · Interest/Penalty-Jordan	16,180.96	25,000.00	-8,819.04	64.7%
341 · Interest on Investment-PLGIT	1,309.19	100.00	1,209.19	1,309.2%
364 · Current Sewer User Fees	1,078,473.26	1,724,000.00	-645,526.74	62.6%
364.01 · Delinquent Sewer User F...	17,279.38			
380 · Other - Alcosan Billing Rei...	6,379.48	6,000.00	379.48	106.3%
381 · Reimb. Current Exp	0.00	100.00	-100.00	0.0%
382 · Misc Income	0.00	0.00	0.00	0.0%
392 · Trnf from PLGIT	0.00	0.00	0.00	0.0%
397 · A/P Reserve Transfer Return	0.00	0.00	0.00	0.0%
399 · Sinking Fund Carryover	0.00	0.00	0.00	0.0%
Total Income	1,119,622.27	1,755,200.00	-635,577.73	63.8%
Expense				
421 · Office Supplies-Postage	447.00	200.00	247.00	223.5%
425 · Maint/Rep.Materials	2,873.36	5,000.00	-2,126.64	57.5%
430 · Billing Fee - PAWC/Jordan	37,473.78	60,000.00	-22,526.22	62.5%
431 · Prof. Services - Engineering	116,666.14	150,000.00	-33,333.86	77.8%
432 · Prof. Services - Legal	0.00	1,000.00	-1,000.00	0.0%
436 · Alocsan - Qtrly Usage Chgs	399,767.95	840,000.00	-440,232.05	47.6%
437 · Equipment Repairs	13,890.53	5,000.00	8,890.53	277.8%
438 · Fuel - Sweeper- Trk#108	1,904.25	3,500.00	-1,595.75	54.4%
439 · Water - St Sweeper	0.00	500.00	-500.00	0.0%
442 · Dues - Permits	6,938.66	7,500.00	-561.34	92.5%
445 · Vactor charge	4,790.00	15,000.00	-10,210.00	31.9%
446 · Munic. Claim Commission	2,801.46	4,000.00	-1,198.54	70.0%
470.1 · Principal - Pennvest I	22,328.67	48,000.00	-25,671.33	46.5%
470.2 · Principal - Pennvest II	18,273.67	15,000.00	3,273.67	121.8%
470.3 · Principal - Pennvest III	0.00	0.00	0.00	0.0%
471.1 · Interest - Pennvest I	14,885.85	19,000.00	-4,114.15	78.3%
471.2 · Interest - Pennvest II	11,530.30	35,000.00	-23,469.70	32.9%
473 · COA Requirements	318,918.25	497,000.00	-178,081.75	64.2%
491 · Refunds	0.00	500.00	-500.00	0.0%
492 · Capital Project - Reserve Fu...	0.00	49,000.00	-49,000.00	0.0%
Total Expense	973,489.87	1,755,200.00	-781,710.13	55.5%
Net Income	146,132.40	0.00	146,132.40	100.0%



Jordan Tax Service, Inc.

102 Rahway Road • McMurray, PA 15317-3349

(412) 835-5243 • Fax (412) 835-5244

(724) 731-2300 • Fax (724) 731-2398

www.jordantax.com

Tax & Record
Services

Municipal

Business

Individual

August 16, 2016

Borough of Crafton
Ann C. Scott, Borough Manager
Municipal Building
100 Stotz Avenue
Pittsburgh, PA 15205

RE: Delinquent Earned Income & Net Profits Tax
Collection Summary Report
July, 2016

Detailed below are the Delinquent Earned Income Tax Collections remitted to the Borough for the Month of July, 2016

PERIOD	TAX	PEN & INT	MUNICIPAL SHARE (50.00%)	
			MONTH	YEAR TO DATE
2011 and Prior	\$ 2,366.13	\$ 602.03	\$ 2,968.16	\$ 31,463.68
Add: Commissions	294.88	-	294.88	3,014.66
Refunds Issued	-	-	-	(204.32)
Net Collections	<u>\$ 2,661.01</u>	<u>\$ 602.03</u>	<u>\$ 3,263.04</u>	<u>\$ 34,274.02</u>

Amounts Transferred:

Date	Reference	Amount
07/31/16	Ck #1750	\$ 3,263.04

Total Transfers \$ 3,263.04

We have enclosed our invoice for services.

Very truly yours,
JORDAN TAX SERVICE, INC.

WRLjr/hik

WILLIAM R. LINNERT, JR.

	Resident Tax Amount	Non-Resident Tax Amount	Penalty/Int	Costs & Credits	Total Collections	Dist Year	Resident Tax Amount	Non-Resident Tax Amount	Penalty/Int	TCD Commission	Charges & Credits	Total Distribution
2012 Collections	627.94	0.00	71.00	0.00	698.94	2016	627.94	0.00	71.00	(12.59)	0.00	\$686.35
2012 Refunds	(225.50)	0.00	0.00	0.00	(225.50)	2016	(225.50)	0.00	0.00	0.00	0.00	(\$225.50)
2013 Collections	875.79	0.00	57.50	0.00	933.29	2016	875.79	0.00	57.50	(13.14)	0.00	\$920.15
2013 Refunds	41.00	0.00	0.00	0.00	41.00	2016	41.00	0.00	0.00	0.00	0.00	\$41.00
2014 Collections	379.29	0.00	145.44	0.00	524.73	2016	379.29	0.00	145.44	(18.53)	0.00	\$506.20
2014 Refunds	(1,335.50)	0.00	0.00	0.00	(1,335.50)	2016	(1,335.50)	0.00	0.00	0.00	0.00	(\$1,335.50)
2015 Collections	230,112.84	2,073.87	16.50	0.00	232,203.21	2016	230,112.84	2,073.87	16.50	(4,098.12)	0.00	\$228,105.09
2015 Refunds	(24,939.00)	(61.00)	0.00	0.00	(25,000.00)	2016	(24,939.00)	(61.00)	0.00	0.00	0.00	(\$25,000.00)
2016 Collections	223,215.07	1,552.82	0.00	0.00	224,767.89	2016	223,215.07	1,552.82	0.00	(3,975.04)	0.00	\$220,792.85
Current Year To Date	428,751.93	3,565.69	290.44	0.00	432,608.06	2016	428,751.93	3,565.69	290.44	(8,117.42)	0.00	\$424,490.64

TOTAL DISTRIBUTIONS BY TAX YEAR SINCE INCEPTION

	Resident Tax Amount	Non-Resident Tax Amount	Penalty/Int	Costs & Credits	Total Collections	Dist Year	Resident Tax Amount	Non-Resident Tax Amount	Penalty/Int	TCD Commission	Charges & Credits	Total Distribution
2012 Collections	718,507.70	8,206.45	512.00	0.00	727,226.15	ALL	718,507.70	8,206.45	512.00	(13,095.86)	0.00	\$714,130.29
2012 Refunds	(20,568.00)	0.00	0.00	0.00	(20,568.00)	ALL	(20,568.00)	0.00	0.00	0.00	0.00	(\$20,568.00)
2013 Collections	755,699.82	8,394.01	114.00	0.00	764,207.83	ALL	755,699.82	8,394.01	114.00	(13,752.54)	0.00	\$750,455.29
2013 Refunds	(27,092.00)	0.00	0.00	0.00	(27,092.00)	ALL	(27,092.00)	0.00	0.00	0.00	0.00	(\$27,092.00)
2014 Collections	776,606.64	5,197.54	166.94	0.00	781,971.12	ALL	776,606.64	5,197.54	166.94	(14,064.77)	0.00	\$787,906.35
2014 Refunds	(27,359.00)	0.00	0.00	0.00	(27,359.00)	ALL	(27,359.00)	0.00	0.00	0.00	0.00	(\$27,359.00)
2015 Collections	800,869.98	5,253.31	16.50	0.00	806,139.79	ALL	800,869.98	5,253.31	16.50	(14,403.80)	0.00	\$791,735.99
2015 Refunds	(24,939.00)	(61.00)	0.00	0.00	(25,000.00)	ALL	(24,939.00)	(61.00)	0.00	0.00	0.00	(\$25,000.00)
2016 Collections	223,215.07	1,552.82	0.00	0.00	224,767.89	ALL	223,215.07	1,552.82	0.00	(3,975.04)	0.00	\$220,792.85
Tax Year Totals	3,174,941.21	28,543.13	809.44	0.00	3,204,283.78	ALL	3,174,941.21	28,543.13	809.44	(59,282.01)	0.00	\$3,145,001.77



Jordan Tax Service, Inc.

102 Rahway Road • McMurray, PA 15317-3349
(412) 835-5243 • Fax (412) 835-5244
(724) 731-2300 • Fax (724) 731-2398
www.jordantax.com

Tax & Record
Services
Municipal
Business
Individual

August 16, 2016

Borough of Crafton
Ann C. Scott, Borough Manager
Municipal Building
100 Stotz Avenue
Pittsburgh, PA 15205

RE: Business Privilege Tax
Collection Summary Report
July, 2016

Detailed below are the Business Privilege Tax Collections remitted to the Borough for the Collection Period of July 1, 2016 through July 31, 2016:

<u>PERIOD</u>	<u>TAX</u>	<u>LICENSE</u>	<u>PEN & INT</u>	<u>TOTAL COLLECTIONS</u>	<u>YEAR TO DATE</u>
2014 and Prior	\$ -	\$ -	\$ -	\$ -	\$ -
2015	-	-	-	-	133.45
2016	3,923.77	130.00	87.97	4,141.74	58,885.07
Total Collections	3,923.77	130.00	87.97	4,141.74	59,018.52
Refunds Issued	-	-	-	-	-
	<u>\$ 3,923.77</u>	<u>\$ 130.00</u>	<u>\$ 87.97</u>		
Net Collections				<u>\$ 4,141.74</u>	<u>\$ 59,018.52</u>


Amounts Deposited:

<u>Date</u>	<u>Batch #</u>	<u>Amount</u>
07/07/16	13	\$ 851.88
07/21/16	14	3,193.26
07/28/16	15	96.60
Total Deposited		<u>\$ 4,141.74</u>

We have enclosed our invoice for services.

Very truly yours,
JORDAN TAX SERVICE, INC.

WILLIAM R. LINNERT, JR.



Jordan Tax Service, Inc.

102 Rahway Road • McMurray, PA 15317-3349

(412) 835-5243 • Fax (412) 835-5244

(724) 731-2300 • Fax (724) 731-2398

www.jordantax.com

Tax & Record
Services

Municipal

Business

Individual

August 16, 2016

Borough of Crafton
Ann C. Scott, Borough Manager
Municipal Building
100 Stotz Avenue
Pittsburgh, PA 15205

RE: Local Services Tax Collections
Collection Summary Report
July, 2016

Detailed below are the Local Services Tax Collections remitted to the Borough for the Collection Period of July 1, 2016 through July 31, 2016:

<u>PERIOD</u>	<u>TAX</u>	<u>PEN & INT</u>	<u>TOTAL COLLECTIONS</u>	<u>YEAR TO DATE</u>
2014 and Prior	\$ -	\$ -	\$ -	\$ 12.00
2015	-	-	-	14,382.72
2016	2,735.75	1.04	2,736.79	14,342.23
Total Collections	2,735.75	1.04	2,736.79	28,736.95
Refunds Issued	-	-	-	(312.08)
	<u>\$ 2,735.75</u>	<u>\$ 1.04</u>		
Net Collections			<u>\$ 2,736.79</u>	<u>\$ 28,424.87</u>

Amounts Remitted:


<u>Date</u>	<u>Batch #</u>	<u>Amount</u>
07/07/16	10	\$ 125.02
07/18/16	11	1,140.08
07/21/16	12	189.00
07/28/16	13	1,282.69

Total Deposited \$ 2,736.79

We have enclosed our invoice for services.

Very truly yours,
JORDAN TAX SERVICE, INC.

WILLIAM R. LINNERT, JR.



Jordan Tax Service, Inc.

102 Rahway Road • McMurray, PA 15317-3349

(412) 835-5243 • Fax (412) 835-5244

(724) 731-2300 • Fax (724) 731-2398

www.jordantax.com

Tax & Record
Services

Municipal

Business

Individual

August 16, 2016

Borough of Crafton
Ann C. Scott, Borough Manager
Municipal Building
100 Stotz Avenue
Pittsburgh, PA 15205

RE: Mercantile Tax
Collection Summary Report
July, 2016

Detailed below are the Mercantile Tax Collections remitted to the Borough for the Collection Period of July 1, 2016 through July 31, 2016:

<u>PERIOD</u>	<u>TAX</u>	<u>PEN & INT</u>	<u>TOTAL COLLECTIONS</u>	<u>YEAR TO DATE</u>
2014 and Prior	\$ -	\$ -	\$ -	\$ -
2015	-	-	-	28,780.14
2016	6,729.26	28.20	6,757.46	33,522.67
	<u>\$ 6,729.26</u>	<u>\$ 28.20</u>		
Total Collections			<u>\$ 6,757.46</u>	<u>\$ 62,302.81</u>

Amounts Deposited:


<u>Date</u>	<u>Batch #</u>	<u>Amount</u>
07/07/16	07	\$ 263.48
07/21/16	08	933.25
07/28/16	09	1,443.73
07/28/16	10	4,117.00

Total Deposited \$ 6,757.46

We have enclosed our invoice for services.

Very truly yours,
JORDAN TAX SERVICE, INC.

WILLIAM R. LINNERT, JR.



Jordan Tax Service, Inc.

102 Rahway Road • McMurray, PA 15317-3349

(412) 835-5243 • Fax (412) 835-5244

(724) 731-2300 • Fax (724) 731-2398

www.jordantax.com

Tax & Record
Services

Municipal

Business

Individual

August 16, 2016

Borough of Crafton
Ann C. Scott, Borough Manager
Municipal Building
100 Stotz Avenue
Pittsburgh, PA 15205

RE: Trash Removal
Collection Summary Report
July, 2016

Detailed below are the 2016 Trash Removal Collections remitted to the Borough for the Month of July, 2016:

	<u>BILLING FEE</u>	<u>GARBAGE</u>	<u>TOTAL</u> <u>CURRENT PERIOD</u>	<u>YEAR TO DATE</u>
FACE TAX	\$ 40.00	\$ 8,826.05	\$ 8,866.05	\$ 449,638.73
Less: Discount	-	-	-	(15,828.40)
Plus: Penalty	-	189.07	189.07	2,271.67
Total Collections	\$ 40.00	\$ 9,015.12	\$ 9,055.12	\$ 436,082.00

Amounts Deposited:

<u>Date</u>	<u>Batch #</u>	<u>Amount</u>
07/12/16	23	\$ 8,382.72
07/12/16	24	672.40
Total		9,055.12
Less: Refunds		-
Total Deposits		\$ 9,055.12

	<u>BILLING</u>	<u>GARBAGE</u>	<u>YEAR-TO-DATE</u>
FACE BALANCE 2/1/2016	\$ 9,890.00	\$ 539,235.00	\$ 549,125.00
Add: Additions	5.00	1,656.00	1,661.00
Less: Deletions	(15.00)	(1,035.00)	(1,050.00)
ADJUSTED FACE BALANCE	9,880.00	539,856.00	549,736.00
Less: Total Collections	(8,310.00)	(441,328.73)	(449,638.73)
Less: Turned Over to Delinquent	-	-	-
FACE BALANCE 7/31/2016	\$ 1,570.00	\$ 98,527.27	\$ 100,097.27

Very truly yours,
JORDAN TAX SERVICE, INC.

William R. Linnert, Jr.
WILLIAM R. LINNERT, JR.



Jordan Tax Service, Inc.

102 Rahway Road • McMurray, PA 15317-3349

(412) 835-5243 • Fax (412) 835-5244

(724) 731-2300 • Fax (724) 731-2398

www.jordantax.com

Tax & Record
Services

Municipal

Business

Individual

August 16, 2016

Borough of Crafton
Ann C. Scott, Borough Manager
Municipal Building
100 Stotz Avenue
Pittsburgh, PA 15205

RE: Real Estate Taxes
Collection Summary Report
July, 2016

Detailed below are the 2016 Real Estate Tax Collections deposited to the Borough account for the Month of July, 2016:

	CURRENT PERIOD			YEAR TO DATE
	REAL ESTATE	ROAD	TOTAL	
FACE TAX	\$ 86,199.61	\$ 29,156.26	\$ 115,355.87	\$ 1,833,902.62
Less: Discount	(10.48)	(3.55)	(14.03)	(33,049.75)
Plus: Penalty	561.87	183.18	745.05	745.05
Total Collections	<u>\$ 86,751.00</u>	<u>\$ 29,335.89</u>	<u>\$ 116,086.89</u>	<u>\$ 1,801,597.92</u>

Amounts Deposited:

Date	Batch #	Amount
07/06/16	21	\$ 74,085.70
07/12/16	22	27,957.63
07/28/16	23	14,043.56
Total Deposits		116,086.89
Less: Refunds:		-
Net Collections		<u>\$ 116,086.89</u>

	2015	2015	2016	2016	TOTAL
	REAL ESTATE	ROAD	REAL ESTATE	ROAD	
FACE BALANCE 3/1/2016	\$ -	\$ -	\$ 1,490,301.35	\$ 504,651.86	\$ 1,994,953.21
Add: Additions	-	-	338.78	114.73	453.51
Less: Exonerations	-	-	(2,170.46)	(734.98)	(2,905.44)
ADJUSTED FACE BALANCE	-	-	1,488,469.67	504,031.61	1,992,501.28
Less: Total Collections	-	-	(1,370,546.70)	(463,355.92)	(1,833,902.62)
Less: Turned Over to Delinquent	-	-	-	-	-
FACE BALANCE 7/31/2016	<u>\$ -</u>	<u>\$ -</u>	<u>\$ 117,922.97</u>	<u>\$ 40,675.69</u>	<u>\$ 158,598.66</u>

Very truly yours,
JORDAN TAX SERVICE, INC.

William R. Linnert, Jr.
WILLIAM R. LINNERT, JR.

A. Collections		Real Estate	Road	Prior Years Real Estate	Prior Years Road
1.	Balance Collectable-Beginning of Month	204,122.58	69,831.95	0.00	0.00
2A.	Additions: During the Month(*)				
2B.	Deductions: Credits During the Month - (from line 17)				
3.	Total Collectable	204,122.58	69,831.95	0.00	0.00
4.	Less: Face Collections for the Month	86,199.61	29,156.26		
5.	Less: Deletions from the List (Gentrifications)				
6.	Less: Exonerations (*)				
7.	Less: Liens/Non-Lienable Installments(*)				
8.	Balance Collectable - End of Month	117,922.97	40,675.69	0.00	0.00
B. Reconciliation of Cash Collected					
9.	Face Amount of Collections - (must agree with line 4)	86,199.61	29,156.26	0.00	0.00
10.	Plus: Penalties	561.87	183.18		
11.	Less: Discounts	10.48	3.55		
12.	Total Cash Collector per Column	86,751.00	29,335.89	0.00	0.00
13.	Total Cash Collected				116,086.89

C. Payment of Taxes

14. Amount Remitted During the Month (*)		TOTAL ALL TAXES	
Date	Transaction #	Amount	
7/6/2016	21	74,085.70	
7/12/2016	22	27,957.63	
7/28/2016	23	14,043.56	
			Total
			\$ 116,086.89
15. Amount paid with this Report Applicable to this Reporting Month		TX. #	\$ 116,086.89
16. Total Remitted This Month			\$ 116,086.89
17. List Other Credit Adjustments (*)		Parcel #	Name
			Amount
			Total
18. Interest Earnings (if applicable)			\$

Taxing District Use (Optional)
 Carryover from Previous Month \$
 Amount Collected This Month \$
 Less Amount Paid This Month \$
 Ending Balance \$

** Prior Yr. Collection: Agent Acting on behalf of the Tax Collector Date
 I verify this is a complete and accurate reporting of the balance collectable, taxes collected
 Received by (taxing district): William P. Stewart Title: Collector Date: 8/16/16
 I acknowledge the receipt of this report.

**BOROUGH OF CRAFTON
POLICE DEPARTMENT**

**MARK A. SUMPTER
CHIEF OF POLICE**

100 STOTZ AVENUE
CRAFTON, PENNSYLVANIA 15205

**JAMES G. BLOOM
MAYOR**



August 15, 2016

Crafton Police responded to 256 complaints during the month of July 2016.

The following 4 pages attached show a print out of the calls answered by Crafton Police.

Paid parking tags paid at the window - \$30.00

Copies of Police Reports - \$150.00

No solicitor permits were issued for the month of July

Two truck permits were issued for the month of July - \$20.00

Fines collected by the Magistrate and paid to the borough for July - \$2,066.72

There were 94 citations issued, 35 citation warnings, 2 parking tags, 5 AccuTrak – 136 total

Mileage on Police Cars:

Unit #11-1 - 2,107 miles ending at 3,357

Unit #11-2 - 1,578 miles ending at 68,749

old Unit #11-3 - 116 miles ending at 75,490 / 7-5-16 out of service for trade in on new unit

new Unit #11-3 - 857 miles ending at 977 / 7-21-16 new unit #11-3 placed in service
mileage in service was 120

Respectfully submitted,

Barbara H. Berkhouse
Barbara H. Berkhouse
Police Secretary

ORDINANCE ENFORCEMENT

MONTHLY CODE VIOLATION REPORT

JULY 2016

DATE	ADDRESS	COMPLAINT
7/5/16	FOUNTAIN	CATS ROAMING ALL OVER. NOTICE SENT.
	FOUNTAIN	GARBAGE ALL OVER PROPERTY. NOTICE SENT.
	FOUNTAIN	TV. IN FRONT YARD. NOTICE SENT.
	OREGON	GARAGE ROOF IS BAD. NOTICE SENT.
	DINSMORE	HOLE IN PORCH ROOF. NOTICE SENT.
	DINSMORE	DEAD TREE IN YARD. NOTICE SENT.
	DINSMORE	HIGH GRASS IN REAR. NOTICE SENT.
7/6	LOT ON FOUNTAIN	TREES OVER HANGING STREET. NOTICE.
	LOT ON FOUNTAIN	HIGH GRASS AND WEEDS. NOTICE SENT.
7/25	CRAFTON BLVD.	HIGH GRASS. NOTICE SENT
	CRAFTON BLVD.	WALL IN REAR IS FALLING OVER. NOTICE SENT.
	CRAFTON BLVD.	DOWNSPOUTS ARE BAD. NOTICE SENT.
	N. LINWOOD	REFRIGERATOR ON FRONT PORCH. NOTICE SENT.
	MUELLER	HIGH GRASS. NOTICE SENT.
	MUELLER	JUNK CAR IN REAR. NOTICE SENT.
	MUELLER	GARBAGE ON REAR PORCH. NOTICE SENT.
	MUELLER	GARBAGE OVER FLOWING IN ALLEY. NOTICE SENT.
7/26	CLEARVIEW	GARBAGE IN YARD. NOTICE SENT.
	CLEARVIEW	TV IN REAR ALLEY. NOTICE SENT.
	BRADFORD	DEAD TREE ON SIDEWALK. NOTICE SENT.
	BRADFORD	SOFFIT AND FASCIA IS BAD. NOTICE SENT.
	NOBLE	HIGH WEEDS IN REAR ALLEY. NOTICE SENT.
	NOBLE	HIGH WEEDS IN REAR ALLEY. NOTICE SENT.
	NOBLE	GARBAGE IN REAR OF PROPERTY. NOTICE SENT.
7/27	WARREN	HIGH GRASS. NOTICE SENT.
	WARREN	HIGH GRASS. NOTICE SENT.
	WARREN	GARBAGE ALL OVER PROPERTY. NOTICE SENT
	WARREN	JUNK CAR IN DRIVEWAY. NOTICE SENT.
	WARREN	PORCH IS IN BAD SHAPE. NOTICE SENT.
	WARREN	HEDGES BLOCKING SIDEWALK. NOTICE SENT.
	N. LINWOOD	TIRES IN YARD. NOTICE SENT.

Building Inspection Report

JULY 2016

July Reports Received

(Attached)

Building Inspection Underwriters

Allegheny County R/E Transfer

Certificates & Permits Issued

(JULY 2016)

Rental Inspection Certificates Issued	4
Zoning Use/Occupancy Certificates Issued	7
Building/Zoning Permits Issued	6

PUBLIC WORKS / PARKS OPERATIONS REPORT

Council Meeting

August 22, 2016

Crew report 07-22-16 thru 08-19-16.

- **Street Repair-** Bradford (Mill/patch, partial) Center Alley (Haldane to Elmwood) Alley M, Cherry Way, Taylor, (bottom portion) Foster, Franklin Alley, East Crafton, Fountain,
- **Storm responses** - clean up; tree/ branch debris, wash outs, catch basins (tops)
- **One Call** responses at various locations
- **Litter Can maintenance**-weekly.
- **Catch Basin Repair-** Foster (2)
- **Catch Basin Cleaning-** Woodlawn, N. Emily, Marion, S. Linwood, Linden, Foster, Duncan, Joesephine Bradford, Afton, Barr, Haldane, Dinsmore, Union, Belvidere
- **Flush/jet lines-**Montana, Willard, Haldane,Dinsmore, Taylor,Dakota,
- **Traffic monitoring device** removal/installation -Crafton Blvd. (lower)/ , Bradford,Clearview, (South Bound)
- **Park maintenance-** Cut all parks and Facilities 4 times. Field Maintenance, Playground inspections, repairs,
- **Chipper Service-** Broadhead, McMunn, Bell, Mueller, E, Crafton, Cross, Dinsmore,
- **Facility Maintenance-** Pool (Filtration, cleaning, vacuuming water testing and maintenance), splash pool.- grounds and area ,chemicals, equipment filter adjustments monitoring,
- **Compost Site-** Windrow Maintenance
- **Tree Mulching watering-**Main Park area, Clearview Park, various street tree locations, Town Circle
- **Street Sweeping Program-** 275 miles swept
- **Step Repair-** Completed Walnut
- **Sign Repairs-**Various locations

Admin.

Meet with utilities regarding street openings and repairs

Regular meetings with manager to discuss issues regarding DPW issues.

Field inspections street openings. Paving program-meet and discuss issues with project manager from Gateway

Managing day to operations/administration for Public Works and Parks maintenance and repairs. Respond to constituents request for information and service.

Order supplies and material.

Programmed downloaded data from Traffic Logix Speed monitoring device. Used data to generate Traffic reports.

Routine Field investigations, routine paperwork.

Crafton Volunteer Fire Department
8 Stotz Avenue – Pittsburgh, Pennsylvania 15205
412-875-0022 – Station 412-875-0021 Station Fax

TO: Ann Scott – Crafton Borough Manager
FROM: Mike Crown, Fire Chief
DATE: August 19, 2016
RE: July 2016 Monthly Report

The Crafton Volunteer Fire Department responded to 33 requests for assistance for the month:

MAJOR INCIDENT TYPE	# INCIDENTS	% of TOTAL
Fires	3	9.09%
Rescue & Emergency Medical Service	23	69.69%
Hazardous Condition (No Fire)	4	12.12%
Good Intent Call	2	6.06%
Special Incident Type	1	3.03%
TOTAL	33	100.00%

The CVFD has been very active during the month with Public Service Details and supporting the Celebrates efforts. We amassed an amazing 426.00 man-hours for those activities. Along with various other trainings and calls we have been very active in the community.

We appreciate the assistance in the turn-out gear purchase, which members were measured and the gear ordered. We now have 40 active members and 7 members going through the Essentials of Fire Fighting Program and Firefighter I. We do see another upswing with our membership with younger junior firefighters requesting applications. This will only support our operations.

We training every Tuesday evening and invite you to come and watch or socialize with our membership, though please just give me a call so we know you're coming and to let you know where our training is that evening.



August 15, 2016

Dear Council Members,

The Crafton Public Library continues to be grateful for the support of Council and the community of Crafton.

Summer Reading held the wrap up Pool Party on July 22nd. It was a success with everyone attending having a grand time. August is a slower time for programming as many people are away, but we will be back in full swing in September. We bid a fond farewell to outgoing intern Darcy Mautino and welcome incoming intern Alyssa Zolkiewicz.

We will be holding a weekly Beginner Abs class, led by Parker Johnson, starting on September 7th from 8 – 8:30 (new start date). Along with our weekly Yoga sessions taught by Christine Hosie, this program shows our dedication to the health and fitness of our community.

The library staff is happy to answer any questions and would welcome the opportunity to help you with you informational or recreational needs.

Best,

Kathy Robinson
Executive Director



CPL 2016 Running Stats	Jan	Feb	Mar	Apr	May	Jun	Jul
Patrons							
Registrations for the library (#44)	11	29	28	31	32	43	31
Collection							
Items Withdrawn (#66)	729	1,020	359	563	112	128	n/a
Total Items Added (#67)	159	208	258	174	261	184	214
Total Items in collection							
Circulation Numbers							
Total Circulation + Renewals (#84)	3,791	4,233	4,437	4,333	3,793	4,315	4,107
Items Lent (#88)	1,151	1,061	1,062	868	899	1,033	993
Items Borrowed (#89)	1,719	1,830	1,889	1,902	1,564	1,664	1,655
Overdrive (e-books, e-audio, e-video)	452	443	517	422	562	650	566
Technology Usage							
Computers Logins (#256b)	723	727	785	852	704	803	672
Minutes on our computers	44,325	50,392	57,303	43,374	36,121	40,679	39,931
Laptop logins (included above)	8	11	4	4	5	6	13
Laptop minutes (included above)	550	758	785	247	366	435	800
Wifi Logons	296	289	320	267	327	317	533
WiFi Minutes	42,274	39,604	42,364	35,469	38,585	37,337	64,969
Service Measures							
Reference Questions (#90)							
Library Visits (#91)							
Number of Days Open	25	25	27	27	25	25	24
Hours a month	195	196	212	195	196	196	188
Juvenile Programs (Children & Families) (#94)	24	30	28	25	9	8	10
Juvenile Program Attendance (Children & Adults) (#92)	182	295	252	331	154	70	72
Teen Programs	5	7	3	4	1	5	0
Teen Program Attendance	31	51	14	21	28	1	4
Adult Programs (#95)	7	10	9	8	9	125	9
Adult Program Attendance (#93)	134	188	190	193	79	11	148
Total Programs	36	47	40	37	19	138	19
Total People	347	534	456	545	261	82	224

140 Bradford Avenue | Crafton, PA 15205
 Phone: 412.922.6877 | Fax: 412.922.7637 | www.craftonpubliclibrary.com