

# MONTHLY REPORTS

JULY 2017

FOR PUBLIC INSPECTION

**BOROUGH OF CRAFTON  
TREASURER'S REPORT  
July 31, 2017**

**DEMAND DEPOSITS**

Balance to General Fund	1,321,379.10	
Total Receipts	238,076.32	
Subtotal	1,559,455.42	
Total Disbursements	(412,716.42)	
General Fund		1,146,739.00
Payroll Account		5,536.99
Alcosan		1,976.75
Capital Projects Reserve Fund		138,367.67
Fire Equipment Fund		1,143.42
Road Tax Fund		738,888.47
Insurance Escrow		1.00
Med Saver		1,355.58
Crafton Celebrates		17,513.39
Planning Commission		700.00
<b>Total Demand Deposits</b>		<b>2,052,222.27</b>

**INVESTMENTS**

Pennsylvania Local Government Trust General Fund		833,784.49
Pennsylvania Local Government Trust Sewer Account		1,240,331.76
Pennsylvania Local Government Trust Highway Aid		176,223.91
PNC DB Trust Police Pension		4,317,779.00
PNC DB Trust Employee Pension		1,308,252.11
<b>Total Investments</b>		<b>7,876,371.27</b>

**TOTAL DEMAND DEPOSITS AND INVESTMENT ACCOUNTS**

**9,928,593.54**



Annette M. Lherbier, Treasurer

**BOROUGH OF CRAFTON**  
**GENERAL FUND FINANCIAL REPORT**  
 January through July 2017

	Jan - Jul 17	Budget	\$ Over Bud...	% of Bu...
<b>Income</b>				
<b>301 · Real Estate Taxes</b>				
301.10 · Real Estate - Current	1,338,497.95	1,380,000.00	-41,502.05	97.0%
301.20 · R.E. Tax - Prior Year	2,441.65	7,000.00	-4,558.35	34.9%
301.30 · Road Tax Interfund Trf	23,476.50	0.00	23,476.50	100.0%
301.35 · Road - Pen / Interest-Transfer	767.12	0.00	767.12	100.0%
301.50 · R.E. Tax - Delinq.-Leined	35,527.41	55,000.00	-19,472.59	64.6%
<b>Total 301 · Real Estate Taxes</b>	<b>1,400,710.63</b>	<b>1,442,000.00</b>	<b>-41,289.37</b>	<b>97.1%</b>
<b>310 · Act 511 Taxes</b>				
310.10 · Real Estate Transfer	59,142.77	55,000.00	4,142.77	107.5%
310.21 · EIT - Current	235,963.16	525,000.00	-289,036.84	44.9%
310.22 · EIT - Prior	214,737.36	250,000.00	-35,262.64	85.9%
310.23 · EIT - Delinquent	33,700.37			
310.31 · Mercantile - Current	57,001.23	100,000.00	-42,998.77	57.0%
310.36 · Business Priviledge - Current	59,910.49	56,000.00	3,910.49	107.0%
310.51 · LST-OccTax - Current	25,174.61	45,000.00	-19,825.39	55.9%
<b>Total 310 · Act 511 Taxes</b>	<b>685,629.99</b>	<b>1,031,000.00</b>	<b>-345,370.01</b>	<b>66.5%</b>
<b>319 · Penalty/Interest</b>				
319.01 · P/I Real Estate Taxes	1,502.05	5,000.00	-3,497.95	30.0%
319.02 · P/I - R/E Taxes - Delinq.	22,118.70	25,000.00	-2,881.30	88.5%
319.12 · P/I EIT	510.69	8,000.00	-7,489.31	6.4%
319.122 · P/I EIT - Delinq.	3,154.29			
319.13 · P/I Mercantile	368.89	250.00	118.89	147.6%
319.18 · P/I Business Priviledge	121.76	500.00	-378.24	24.4%
319.20 · Magistrate/Other	42.75	1,000.00	-957.25	4.3%
319.30 · P/I - Garbage Collection	3,971.87	15,000.00	-11,028.13	26.5%
319.302 · P/I - Garbage - Delinq.	20,533.34			
<b>Total 319 · Penalty/Interest</b>	<b>52,324.34</b>	<b>54,750.00</b>	<b>-2,425.66</b>	<b>95.6%</b>
<b>321 · Licenses &amp; Permits</b>				
321.61 · Soliciting Permits	1,420.00	250.00	1,170.00	568.0%
321.75 · Mechanical Devices	2,850.00	3,000.00	-150.00	95.0%
321.80 · Cable Franchise Fees	56,481.82	112,000.00	-55,518.18	50.4%
321.90 · Business Licenses	1,900.00	2,500.00	-600.00	76.0%
322.80 · Street Openings	14,869.00	8,000.00	6,869.00	185.9%
322.81 · Pole Permits	60.00	0.00	60.00	100.0%
322.83 · Truck Parking Permits	50.00	100.00	-50.00	50.0%
<b>Total 321 · Licenses &amp; Permits</b>	<b>77,630.82</b>	<b>125,850.00</b>	<b>-48,219.18</b>	<b>61.7%</b>
<b>331 · Fines &amp; Forfeits</b>				
331.13 · Fines-Magistrate/County	19,989.93	40,000.00	-20,010.07	50.0%
331.14 · M/Veh Violations/State Police	2,177.25	4,000.00	-1,822.75	54.4%
<b>Total 331 · Fines &amp; Forfeits</b>	<b>22,167.18</b>	<b>44,000.00</b>	<b>-21,832.82</b>	<b>50.4%</b>
<b>341 · Interest Earnings</b>				
341.01 · Income on Investments	3,214.33	1,000.00	2,214.33	321.4%
342.00 · Rental Income	14,770.21	25,000.00	-10,229.79	59.1%
<b>Total 341 · Interest Earnings</b>	<b>17,984.54</b>	<b>26,000.00</b>	<b>-8,015.46</b>	<b>69.2%</b>
<b>354 · Grant Proceeds</b>				
354.15 · Act 101 Recycling Grant	0.00	4,000.00	-4,000.00	0.0%
354.20 · Miscellaneous Grants	73,692.00	0.00	73,692.00	100.0%
<b>Total 354 · Grant Proceeds</b>	<b>73,692.00</b>	<b>4,000.00</b>	<b>69,692.00</b>	<b>1,842.3%</b>
<b>355 · State Entitlements</b>				
355.01 · PURTA	0.00	3,500.00	-3,500.00	0.0%
355.04 · Liquor Licenses	0.00	1,000.00	-1,000.00	0.0%
355.05 · Pension State Aid	0.00	112,000.00	-112,000.00	0.0%
355.07 · Foreign Fire Fund	0.00	31,000.00	-31,000.00	0.0%
355.09 · Act 13 Impact Fee	663.78	700.00	-36.22	94.8%
357.01 · 1% Sales Tax	126,622.75	220,000.00	-93,377.25	57.6%
<b>Total 355 · State Entitlements</b>	<b>127,286.53</b>	<b>368,200.00</b>	<b>-240,913.47</b>	<b>34.6%</b>
<b>358 · Intergov. Contract Services</b>				

**BOROUGH OF CRAFTON**  
**GENERAL FUND FINANCIAL REPORT**  
 January through July 2017

	Jan - Jul 17	Budget	\$ Over Bud...	% of Bu...
358.10 · Police Services-Thornburg	54,056.66	95,500.00	-41,443.34	56.6%
358.11 · Fire Protection Services	4,958.38	8,500.00	-3,541.62	58.3%
358.12 · Reimb. VehExp-Code Official	0.00	1,000.00	-1,000.00	0.0%
<b>Total 358 · Intergov. Contract Services</b>	<b>59,015.04</b>	<b>105,000.00</b>	<b>-45,984.96</b>	<b>56.2%</b>
<b>360 · Charges For Service</b>				
361.00 · Jordan-Trash Billing Fee	8,135.00	8,000.00	135.00	101.7%
361.34 · Zoning Hearing Board Fees	500.00	1,000.00	-500.00	50.0%
361.70 · Police Application Fees	0.00	1,000.00	-1,000.00	0.0%
362.11 · Sale of Accident Reports	1,410.00	1,500.00	-90.00	94.0%
362.141 · Crossing Guard Reimb.	29,221.58	40,000.00	-10,778.42	73.1%
362.41 · Bldg./Elec. Permit Fees	22,197.50	9,000.00	13,197.50	246.6%
362.48 · Rental Inspection Fee	4,185.00	4,000.00	185.00	104.6%
362.50 · Zoning Use Permits	3,675.00	3,000.00	675.00	122.5%
362.51 · Occupancy Permits	5,605.00	6,000.00	-395.00	93.4%
362.55 · Other Permits Code Enforce	580.00	0.00	580.00	100.0%
363.51 · PennDot Snow Removal	0.00	7,000.00	-7,000.00	0.0%
<b>Total 360 · Charges For Service</b>	<b>75,509.08</b>	<b>80,500.00</b>	<b>-4,990.92</b>	<b>93.8%</b>
<b>364 · Sanitation - Garbage Collection</b>				
364.30 · Current Garbage Collection Fee	423,830.89	470,000.00	-46,169.11	90.2%
364.35 · Garbage Collection - Delinq.	75,022.40	50,000.00	25,022.40	150.0%
<b>Total 364 · Sanitation - Garbage Collection</b>	<b>498,853.29</b>	<b>520,000.00</b>	<b>-21,146.71</b>	<b>95.9%</b>
<b>367 · Recreation Fees</b>				
367.10 · Miniature Golf Pay to Play	110.00	0.00	110.00	100.0%
367.20 · Pool Passes	31,345.00	30,000.00	1,345.00	104.5%
367.21 · Pool General Admission	34,458.00	35,000.00	-542.00	98.5%
367.22 · Swimming Lessons	3,424.00	4,000.00	-576.00	85.6%
367.23 · Pool/Mini Golf Rentals	4,534.00	4,000.00	534.00	113.4%
367.24 · AquaRobics	81.00	250.00	-169.00	32.4%
367.25 · Chair Rentals-Locks	1,023.00	1,000.00	23.00	102.3%
367.30 · Sale of Wood Chips/Compost	135.00	100.00	35.00	135.0%
367.40 · Pool Concessions	18,404.68	20,000.00	-1,595.32	92.0%
367.41 · Community Center Rentals	1,800.00	2,000.00	-200.00	90.0%
367.42 · Park Shelter Rentals	4,090.00	3,500.00	590.00	116.9%
367.50 · Senior Dinner-Fees	1,128.00	2,000.00	-872.00	56.4%
367.52 · Fundraising-Recreation	0.00	1,500.00	-1,500.00	0.0%
<b>Total 367 · Recreation Fees</b>	<b>100,532.68</b>	<b>103,350.00</b>	<b>-2,817.32</b>	<b>97.3%</b>
<b>380 · Misc. Revenues</b>				
380.01 · Refunds on Current Expenditures	11.17	1,000.00	-988.83	1.1%
380.02 · Other	332.79	1,000.00	-667.21	33.3%
380.03 · Insurance Dividends	48,577.18	30,000.00	18,577.18	161.9%
380.04 · Reimb. Exp-Comp.Plan Ingram	0.00	15,000.00	-15,000.00	0.0%
380.05 · Drug Task Force OT	6,629.38	600.00	6,029.38	1,104.9%
380.12 · Reimbursed-P/D Overtime Details	5,129.55	0.00	5,129.55	100.0%
380.50 · Military Banner Receipts	14,795.00			
<b>Total 380 · Misc. Revenues</b>	<b>75,475.07</b>	<b>47,600.00</b>	<b>27,875.07</b>	<b>158.6%</b>
<b>388 · Fiduciary Funds</b>				
388.01 · Police Pension Contribution	21,095.56	35,000.00	-13,904.44	60.3%
<b>Total 388 · Fiduciary Funds</b>	<b>21,095.56</b>	<b>35,000.00</b>	<b>-13,904.44</b>	<b>60.3%</b>
<b>390 · Other Financing Sources</b>				
391.20 · Compensation of Fixed Assets	3,403.69	5,000.00	-1,596.31	68.1%
<b>Total 390 · Other Financing Sources</b>	<b>3,403.69</b>	<b>5,000.00</b>	<b>-1,596.31</b>	<b>68.1%</b>
<b>392 · Interfund Transfers</b>				
392.85 · Trf From Highway Aid	168,031.07	165,000.00	3,031.07	101.8%
392.88 · Trf from Road Tax Fund	-144.84	0.00	-144.84	100.0%
<b>Total 392 · Interfund Transfers</b>	<b>167,886.23</b>	<b>165,000.00</b>	<b>2,886.23</b>	<b>101.7%</b>
<b>395 · Refunds of Prior Years</b>				
395.02 · Gasoline Tax Refund	0.00	1,000.00	-1,000.00	0.0%
399.00 · Sinking Fund Carryover	0.00	130,750.00	-130,750.00	0.0%

**BOROUGH OF CRAFTON**  
**GENERAL FUND FINANCIAL REPORT**  
 January through July 2017

	Jan - Jul 17	Budget	\$ Over Bud...	% of Bu...
<b>Total 395 · Refunds of Prior Years</b>	0.00	131,750.00	-131,750.00	0.0%
<b>Total Income</b>	3,459,196.67	4,289,000.00	-829,803.33	80.7%
<b>Gross Profit</b>	3,459,196.67	4,289,000.00	-829,803.33	80.7%
<b>Expense</b>				
<b>400 · Borough Administration</b>				
400.11 · Salary of Council	4,900.00	8,400.00	-3,500.00	58.3%
400.14 · Clerical	22,093.38	36,000.00	-13,906.62	61.4%
400.154 · Health & Accident & STD	645.75	800.00	-154.25	80.7%
400.156 · Hospitalization	34,085.88	60,000.00	-25,914.12	56.8%
400.161 · Social Security	7,658.83	13,000.00	-5,341.17	58.9%
400.162 · Unemployment Compensation	897.75	2,500.00	-1,602.25	35.9%
400.163 · FSA	391.73	1,000.00	-608.27	39.2%
400.164 · HRA	1,242.10	2,000.00	-757.90	62.1%
400.21 · Office Supplies/Postage	2,530.17	3,500.00	-969.83	72.3%
400.22 · Newsletter-Printing/Postage	306.32	1,000.00	-693.68	30.6%
400.26 · Minor Equipment	125.00	750.00	-625.00	16.7%
400.30 · Computer HW/SW Maint	0.00	1,000.00	-1,000.00	0.0%
400.32 · Communications	3,389.37	4,500.00	-1,110.63	75.3%
400.33 · Travel Expense	9.00	500.00	-491.00	1.8%
400.34 · Advertising	941.80	2,000.00	-1,058.20	47.1%
400.35 · Bonds	951.00	1,000.00	-49.00	95.1%
400.354 · Worker's Compensation	386.75	1,000.00	-613.25	38.7%
400.356 · Drug & Alcohol Testing	47.38	500.00	-452.62	9.5%
400.37 · Maint. & Repairs Equipment	2,300.48	3,000.00	-699.52	76.7%
400.38 · Postage Meter Rental	432.00	750.00	-318.00	57.6%
400.39 · Equipmt. Lease - Copier	4,749.90	7,000.00	-2,250.10	67.9%
400.42 · Council Meeting Expenses	772.20	1,000.00	-227.80	77.2%
400.43 · Subscriptions-Dues	838.00	1,500.00	-662.00	55.9%
400.45 · Payroll Contract	3,893.68	6,500.00	-2,606.32	59.9%
400.74 · Major Equipment	0.00	1,000.00	-1,000.00	0.0%
401.11 · Mayor - Salary	1,050.00	1,800.00	-750.00	58.3%
401.42 · Mayor - Membershp Dues/Seminars	0.00	200.00	-200.00	0.0%
402.11 · Auditing - Professional Auditor	11,997.50	12,500.00	-502.50	96.0%
402.12 · Salary - Treasurer	1,750.00	2,700.00	-950.00	64.8%
404.31 · Solicitor Expenses	14,536.34	35,000.00	-20,463.66	41.5%
404.32 · Legal-Litigation	0.00	1,000.00	-1,000.00	0.0%
404.332 · Labor Counsel	0.00	2,000.00	-2,000.00	0.0%
405.12 · Salary - Admin. Assistant	23,100.00	40,000.00	-16,900.00	57.8%
405.13 · Salary - Manager	50,691.62	86,900.00	-36,208.38	58.3%
406.46 · Training Seminars	4,662.00	5,000.00	-338.00	93.2%
407.32 · IT Expenses	3,172.00	5,000.00	-1,828.00	63.4%
408.31 · Engineer Retainer	600.00	1,200.00	-600.00	50.0%
<b>Total 400 · Borough Administration</b>	205,147.93	353,500.00	-148,352.07	58.0%
<b>403 · Tax Collection</b>				
403.11 · Salary - Property Tax Collector	280.00	500.00	-220.00	56.0%
403.351 · Bonds - Prop.Tax Collector	401.00	400.00	1.00	100.3%
403.46 · Jordan-Liens-Revivals-SherSales	10,762.00	10,000.00	762.00	107.6%
403.461 · Jordan Tax - TCF Fees	15,217.88	16,000.00	-782.12	95.1%
403.462 · Jordan Tax - R/E Tax Collec Fee	0.00	7,500.00	-7,500.00	0.0%
403.463 · Jordan Tax-Prior R/E Tax Fee	10,411.41	17,000.00	-6,588.59	61.2%
403.47 · Jordan Act 511 Fees	5,877.65	10,000.00	-4,122.35	58.8%
403.48 · Jordan-Act 32 SWTax District	8,454.31	15,000.00	-6,545.69	56.4%
403.76 · Rad Tax Payment	440.06	1,500.00	-1,059.94	29.3%
491.02 · RE Tax Refund - Prior	5,922.93	2,000.00	3,922.93	296.1%
491.03 · Refunds - LST	574.58	500.00	74.58	114.9%
491.06 · Refunds - Trash Collection	0.00	500.00	-500.00	0.0%
<b>Total 403 · Tax Collection</b>	58,341.82	80,900.00	-22,558.18	72.1%
<b>409 · Municipal Properties</b>				
409.21 · Maintenance Supplies	1,136.99	1,500.00	-363.01	75.8%
409.26 · Minor Equipment	0.00	500.00	-500.00	0.0%
409.36 · Utilities	13,174.98	20,000.00	-6,825.02	65.9%

**BOROUGH OF CRAFTON**  
**GENERAL FUND FINANCIAL REPORT**  
 January through July 2017

	Jan - Jul 17	Budget	\$ Over Bud...	% of Bu...
409.361 · Utilities - District Magistrate	4,074.14	6,000.00	-1,925.86	67.9%
409.37 · Repairs/Maintenance	12,436.34	15,000.00	-2,563.66	82.9%
409.371 · Repairs/Maint- Dist. Magistrate	263.07	2,500.00	-2,236.93	10.5%
409.45 · Contracts - Custodian/Mats	6,183.21	9,000.00	-2,816.79	68.7%
409.50 · Municipal Prop. Misc.	2,095.00	1,500.00	595.00	139.7%
409.71 · Cap Improvements - Dist. Magist	0.00	1,000.00	-1,000.00	0.0%
409.76 · Refunds - Community Center	0.00	100.00	-100.00	0.0%
<b>Total 409 · Municipal Properties</b>	<b>39,363.73</b>	<b>57,100.00</b>	<b>-17,736.27</b>	<b>68.9%</b>
<b>410 · Police Services</b>				
410.12 · Salaries - Police Officers	350,442.43	597,000.00	-246,557.57	58.7%
410.121 · Salary - Chief	53,635.12	92,000.00	-38,364.88	58.3%
410.13 · Longevity - Police	1,750.00	4,500.00	-2,750.00	38.9%
410.14 · Salary - Police Secretary	17,997.60	33,500.00	-15,502.40	53.7%
410.154 · Health & Accident & STD	2,271.15	4,000.00	-1,728.85	56.8%
410.156 · Hospitalization	67,818.45	130,000.00	-62,181.55	52.2%
410.161 · Social Security	40,530.92	69,000.00	-28,469.08	58.7%
410.162 · Unemployment Compensation	4,843.23	8,000.00	-3,156.77	60.5%
410.163 · FSA	1,798.57	4,500.00	-2,701.43	40.0%
410.164 · HRA	1,398.58	6,000.00	-4,601.42	23.3%
410.18 · Wages - Crossing Guards	45,778.00	81,000.00	-35,222.00	56.5%
410.181 · Wages - Jail Guards	175.00	1,000.00	-825.00	17.5%
410.19 · O.T. Police (see 380.12 Reimb.)	12,017.00	20,000.00	-7,983.00	60.1%
410.191 · Court /School - Reimb Expenses	1,183.00	2,000.00	-817.00	59.2%
410.192 · Court Overtime	30,880.96	40,000.00	-9,119.04	77.2%
410.193 · DANET O.T. (See 380.05 offset)	4,975.10	5,000.00	-24.90	99.5%
410.21 · Office Supplies/Postage	1,321.86	3,000.00	-1,678.14	44.1%
410.22 · Ammunition	0.00	1,500.00	-1,500.00	0.0%
410.23 · Uniform Allowance	3,967.09	7,700.00	-3,732.91	51.5%
410.232 · Uniform Allowance - Crossing Gu	0.00	1,250.00	-1,250.00	0.0%
410.24 · Fuel Expense	5,647.52	13,000.00	-7,352.48	43.4%
410.25 · Maintenance Equip.-Supplies	309.48	3,500.00	-3,190.52	8.8%
410.26 · Minor Equipment	351.22	5,000.00	-4,648.78	7.0%
410.32 · Communications	6,106.94	12,000.00	-5,893.06	50.9%
410.321 · IT Expense	3,572.00	5,000.00	-1,428.00	71.4%
410.354 · Worker's Compensation	23,522.94	43,000.00	-19,477.06	54.7%
410.355 · Worker's Comp.-School Guards	3,709.30	6,500.00	-2,790.70	57.1%
410.37 · Vehicle Maintenance	4,144.03	10,000.00	-5,855.97	41.4%
410.42 · Dues Police Chief	814.00	900.00	-86.00	90.4%
410.421 · Dues - Police Officers	0.00	700.00	-700.00	0.0%
410.45 · Animal Control	2,145.00	4,800.00	-2,655.00	44.7%
410.53 · Civil Service Commission	47.00	2,500.00	-2,453.00	1.9%
410.74 · Capital Outlay	0.00	36,000.00	-36,000.00	0.0%
410.75 · Training - Police Officers	2,529.39	8,000.00	-5,470.61	31.6%
410.751 · Training - Police Chief	50.00	1,500.00	-1,450.00	3.3%
410.76 · Computer Expense	2,601.00	6,000.00	-3,399.00	43.4%
410.77 · Video Recording Devices	0.00	8,000.00	-8,000.00	0.0%
<b>Total 410 · Police Services</b>	<b>698,333.88</b>	<b>1,277,350.00</b>	<b>-579,016.12</b>	<b>54.7%</b>
<b>411 · Fire Protection</b>				
411.10 · Physicals-Annual CVFD	0.00	6,000.00	-6,000.00	0.0%
411.22 · Operating Supplies	945.64	2,500.00	-1,554.36	37.8%
411.23 · Minor Equip. Repair	396.50	5,000.00	-4,603.50	7.9%
411.231 · Minor Equip. Purchase	0.00	5,000.00	-5,000.00	0.0%
411.24 · Fuel, Oil	2,389.53	4,500.00	-2,110.47	53.1%
411.32 · Communications	2,106.70	6,000.00	-3,893.30	35.1%
411.354 · Worker's Compensation	9,332.00	18,000.00	-8,668.00	51.8%
411.37 · Vehicle Maintenance	3,930.19	10,000.00	-6,069.81	39.3%
411.38 · Hydrant Rental	13,850.81	23,250.00	-9,399.19	59.6%
411.45 · Equip. Inspection & Testing	3,577.81	5,500.00	-1,922.19	65.1%
411.53 · Annual Contribution	23,333.31	40,000.00	-16,666.69	58.3%
411.70 · Major Equipment	604.79	20,300.00	-19,695.21	3.0%
411.90 · Trf to Major Equipment Fund	37,400.00	37,400.00	0.00	100.0%
411.901 · Trf to Minor Equipment Fund	0.00	22,000.00	-22,000.00	0.0%
<b>Total 411 · Fire Protection</b>	<b>97,867.28</b>	<b>205,450.00</b>	<b>-107,582.72</b>	<b>47.6%</b>

# BOROUGH OF CRAFTON GENERAL FUND FINANCIAL REPORT

January through July 2017

	Jan - Jul 17	Budget	\$ Over Bud...	% of Bu...
<b>413 · Building Inspection</b>				
413.12 · Salary - Fire Marshal	34.20	500.00	-465.80	6.8%
413.13 · Salary - Ordinance Officer	2,800.00	13,000.00	-10,200.00	21.5%
413.14 · Zoning Inspections	7,298.00	8,500.00	-1,202.00	85.9%
413.15 · Training & Education	0.00	500.00	-500.00	0.0%
413.161 · Social Security	214.20	800.00	-585.80	26.8%
413.162 · Unemployment Compensation	45.95	500.00	-454.05	9.2%
413.21 · Office Supplies	18.46	200.00	-181.54	9.2%
413.24 · Fuel	309.13	1,000.00	-690.87	30.9%
413.32 · Commun/Internet - Ord. Offcr	947.45	2,000.00	-1,052.55	47.4%
413.354 · Worker's Compensation	21.56	500.00	-478.44	4.3%
413.37 · Vehicle Repairs	1,037.82	1,000.00	37.82	103.8%
413.45 · Demolition-Blight Props	84.70	15,000.00	-14,915.30	0.6%
413.47 · Bldg Permit DCED	76.00	200.00	-124.00	38.0%
414.12 · Bldg Permit-Inspection Fees	2,934.20	12,000.00	-9,065.80	24.5%
414.14 · ZHB - Court Reporter/Sec'y	140.00	500.00	-360.00	28.0%
414.21 · ZHB Office-Adv-Postage	107.00	250.00	-143.00	42.8%
414.31 · ZHB Legal Services	735.00	2,000.00	-1,265.00	36.8%
414.46 · Recodify Boro Ordinances	1,195.00	1,500.00	-305.00	79.7%
<b>Total 413 · Building Inspection</b>	<b>17,998.67</b>	<b>59,950.00</b>	<b>-41,951.33</b>	<b>30.0%</b>
<b>427 · Refuse - Recycling Removal</b>				
427.10 · Garbage Contract	259,931.00	445,600.00	-185,669.00	58.3%
427.12 · Recycling Contract	41,552.35	71,350.00	-29,797.65	58.2%
<b>Total 427 · Refuse - Recycling Removal</b>	<b>301,483.35</b>	<b>516,950.00</b>	<b>-215,466.65</b>	<b>58.3%</b>
<b>430 · Public Works Department</b>				
430.10 · Salary - P/W Supervisor	39,105.46	67,600.00	-28,494.54	57.8%
430.14 · Salaries - Full Time Employees	170,079.84	295,000.00	-124,920.16	57.7%
430.15 · Wages - Reg. Overtime Pay	747.78	3,000.00	-2,252.22	24.9%
430.154 · Health & Accident & STD	1,499.05	2,300.00	-800.95	65.2%
430.156 · Hospitalization	58,266.64	105,000.00	-46,733.36	55.5%
430.16 · Wages - Part Time	0.00	1,500.00	-1,500.00	0.0%
430.161 · Social Security	17,478.18	26,000.00	-8,521.82	67.2%
430.162 · Unemployment Compensation	2,240.91	3,500.00	-1,259.09	64.0%
430.163 · FSA	525.00	3,000.00	-2,475.00	17.5%
430.164 · HRA	4,392.35	5,500.00	-1,107.65	79.9%
430.18 · Wages - Seasonal Employment	17,464.00	25,000.00	-7,536.00	69.9%
430.21 · Public Works - Misc. Supplies	1,361.01	2,000.00	-638.99	68.1%
430.23 · Uniforms	4,483.71	6,000.00	-1,516.29	74.7%
430.24 · Fuel	5,226.82	10,000.00	-4,773.18	52.3%
430.25 · Repairs - Maintenance	4,556.22	12,000.00	-7,443.78	38.0%
430.26 · Small Tools	2,014.83	4,000.00	-1,985.17	50.4%
430.31 · Engineering Services	15,056.75	55,000.00	-39,943.25	27.4%
430.32 · Communications	2,171.02	3,500.00	-1,328.98	62.0%
430.354 · Worker's Compensation	16,227.96	28,000.00	-11,772.04	58.0%
430.356 · Drug/Alcohol Testing	0.00	500.00	-500.00	0.0%
430.36 · Utilities	3,564.68	7,000.00	-3,435.32	50.9%
430.37 · Vehicle Repairs	6,018.73	10,000.00	-3,981.27	60.2%
430.42 · Licenses, Permits and Training	56.00	1,000.00	-944.00	5.6%
430.74 · Capital Outlay - minor equip	0.00	5,000.00	-5,000.00	0.0%
430.742 · Pub.Works - Cap. Outlay Equip	0.00	5,000.00	-5,000.00	0.0%
432.14 · Wages - Snow Removal Overtime	2,276.09	10,000.00	-7,723.91	22.8%
432.22 · Anti-Skid Materials	33,925.54	50,000.00	-16,074.46	67.9%
433.22 · Signs & Posts	1,514.55	5,000.00	-3,485.45	30.3%
433.45 · Signals Maintenance	755.00	10,000.00	-9,245.00	7.6%
433.451 · Electricity Signals	2,729.81	4,500.00	-1,770.19	60.7%
434.45 · Street Lighting	49,260.21	90,000.00	-40,739.79	54.7%
435.22 · Material Curbing Supplies	207.12	500.00	-292.88	41.4%
435.245 · Stairs and Sidewalks	271.73	5,000.00	-4,728.27	5.4%
438.22 · Material Roads Supplies	4,807.52	10,000.00	-5,192.48	48.1%
438.38 · Rental Equipment	1,506.71	1,500.00	6.71	100.4%
<b>Total 430 · Public Works Department</b>	<b>469,791.22</b>	<b>872,900.00</b>	<b>-403,108.78</b>	<b>53.8%</b>
<b>452 · Recreation</b>				
452.01 · Social Security	3,938.54	6,500.00	-2,561.46	60.6%

**BOROUGH OF CRAFTON  
GENERAL FUND FINANCIAL REPORT**

January through July 2017

	Jan - Jul 17	Budget	\$ Over Bud...	% of Bu...
452.14 · Wages - Pool Personnel	44,206.78	72,000.00	-27,793.22	61.4%
452.15 · Wages - Pool Concess.	7,279.95	11,000.00	-3,720.05	66.2%
452.162 · Unemployment Compensation	692.89	1,000.00	-307.11	69.3%
452.20 · Pool Lic., Pmts,Trng, Clrnc	1,079.25	1,500.00	-420.75	72.0%
452.21 · Maintenance Supplies	826.23	2,500.00	-1,673.77	33.0%
452.22 · Pool Filtration	4,492.37	12,000.00	-7,507.63	37.4%
452.23 · Operating Supplies	2,137.04	5,000.00	-2,862.96	42.7%
452.25 · Pool Repairs/Maintenance	1,246.18	2,500.00	-1,253.82	49.8%
452.26 · Pool Minor Equipment	3,341.25	3,000.00	341.25	111.4%
452.27 · Computer H/W & Internet	335.70	1,000.00	-664.30	33.6%
452.32 · Communications	324.16	500.00	-175.84	64.8%
452.354 · Worker's Compensation	3,245.69	4,000.00	-754.31	81.1%
452.36 · Utilities	5,649.37	12,000.00	-6,350.63	47.1%
452.37 · Pool Bldgs - Rep/Maint	685.15	7,000.00	-6,314.85	9.8%
452.371 · Concession - Rep/Maint/Eq	1,305.24	4,000.00	-2,694.76	32.6%
453.21 · Supplies - Concession Stand	9,227.79	15,000.00	-5,772.21	61.5%
453.23 · Sr. Dinner (offset 367.50)	2,493.50	3,500.00	-1,006.50	71.2%
453.37 · Maint/Repairs - Mini Golf	549.19			
453.49 · Rec. Activities - Expenses	12.46	1,000.00	-987.54	1.2%
<b>Total 452 · Recreation</b>	<b>93,068.73</b>	<b>165,000.00</b>	<b>-71,931.27</b>	<b>56.4%</b>
<b>454 · Parks &amp; Shade Trees</b>				
454.25 · Maintenance Supplies	503.98	1,500.00	-996.02	33.6%
454.26 · Minor Equipment	699.94	1,000.00	-300.06	70.0%
454.36 · Utilities	2,356.22	4,000.00	-1,643.78	58.9%
454.37 · Maintenance - Repairs Services	2,574.15	7,500.00	-4,925.85	34.3%
454.75 · Park Equip.- Cap.Improvements	0.00	5,000.00	-5,000.00	0.0%
454.76 · Refunds - Park Shelters	0.00	100.00	-100.00	0.0%
455.22 · Shade Tree Operating Supplies	156.99	500.00	-343.01	31.4%
455.44 · Shade Tree - Arborist	0.00	3,000.00	-3,000.00	0.0%
455.45 · Tree Maint.- Plantings	1,760.36	5,000.00	-3,239.64	35.2%
455.46 · Boro Gardens	443.49	1,000.00	-556.51	44.3%
<b>Total 454 · Parks &amp; Shade Trees</b>	<b>8,495.13</b>	<b>28,600.00</b>	<b>-20,104.87</b>	<b>29.7%</b>
<b>456 · Community Services</b>				
456.54 · Library Contributions	40,833.38	70,000.00	-29,166.62	58.3%
458.22 · Comm Ctr Supplies	0.00	250.00	-250.00	0.0%
458.55 · Crafton Performing Arts	0.00	250.00	-250.00	0.0%
458.56 · Borough Tributes	319.79	1,000.00	-680.21	32.0%
458.57 · Misc. Contributions	0.00	200.00	-200.00	0.0%
462.34 · Community Dev/Promotion	550.00	500.00	50.00	110.0%
462.50 · Military Banner Expenses	13,208.21			
<b>Total 456 · Community Services</b>	<b>54,911.38</b>	<b>72,200.00</b>	<b>-17,288.62</b>	<b>76.1%</b>
<b>471 · Debt Services - Principal</b>				
471.21 · PNC-Duncan Gen Ob Note	130,609.93	257,500.00	-126,890.07	50.7%
471.35 · PNC Lease Agmt. Hvy Eq.	40,111.92	16,500.00	23,611.92	243.1%
<b>Total 471 · Debt Services - Principal</b>	<b>170,721.85</b>	<b>274,000.00</b>	<b>-103,278.15</b>	<b>62.3%</b>
<b>472 · Debt Services - Interest</b>				
472.21 · PNC-Duncan Prop-Interest	6,487.82	17,500.00	-11,012.18	37.1%
472.35 · PNC Lease Agmt. Hvy Eq.	2,150.99	3,800.00	-1,649.01	56.6%
<b>Total 472 · Debt Services - Interest</b>	<b>8,638.81</b>	<b>21,300.00</b>	<b>-12,661.19</b>	<b>40.6%</b>
<b>480 · Insurance</b>				
480.03 · Drug Screening	1,867.80	1,800.00	67.80	103.8%
486.00 · Compreh. Liability/Property Ins	77,257.94	80,000.00	-2,742.06	96.6%
486.81 · Property Loss Claims-Borough	7,711.74	10,000.00	-2,288.26	77.1%
<b>Total 480 · Insurance</b>	<b>86,837.48</b>	<b>91,800.00</b>	<b>-4,962.52</b>	<b>94.6%</b>
<b>483 · Agency And Trust</b>				
483.001 · Police Pension Contrib.	21,095.56	35,000.00	-13,904.44	60.3%
483.02 · Foreign Fire Relief	0.00	31,000.00	-31,000.00	0.0%
483.10 · Police Pension Fund MMO	0.00	75,000.00	-75,000.00	0.0%
483.30 · Employee Pension Fund MMO	0.00	71,000.00	-71,000.00	0.0%



**BOROUGH OF CRAFTON**  
**GENERAL FUND FINANCIAL REPORT**  
 January through July 2017

	Jan - Jul 17	Budget	\$ Over Bud...	% of Bu...
Total 483 · Agency And Trust	21,095.56	212,000.00	-190,904.44	10.0%
66900 · Reconciliation Discrepancies	-160.00			
<b>Total Expense</b>	<b>2,331,936.82</b>	<b>4,289,000.00</b>	<b>-1,957,063.18</b>	<b>54.4%</b>
<b>Net Income</b>	<b>1,127,259.85</b>	<b>0.00</b>	<b>1,127,259.85</b>	<b>100.0%</b>

**Capital Projects Reserve Fund**  
**Capital Project Reserve Fund Financial Report**  
 January 1, 2017 to July 31, 2017

Accrual Basis

	Jan - Jul ...	Budget	\$ Over Bu...	% of ...
<b>Income</b>				
354.01 GROW Grant Alcosan	76,944.00	213,000.00	-136,056.00	36.1%
354.02 Small Water/Sewer Grant	0.00	164,000.00	-164,000.00	0.0%
355.12 DCED - Planning Grant	41,183.76	47,000.00	-5,816.24	87.6%
395.01 GF Reserve Trf-PLGIT	0.00	175,000.00	-175,000.00	0.0%
<b>Total Income</b>	<b>118,127.76</b>	<b>599,000.00</b>	<b>-480,872.24</b>	<b>19.7%</b>
<b>Expense</b>				
409.10 Boro Bldg Upgrades	0.00	20,000.00	-20,000.00	0.0%
411.74 CVFD-SCBA Equip Reserve	0.00	78,000.00	-78,000.00	0.0%
414.75 Multi-Munic. Comp Plan	57,992.97	47,000.00	10,992.97	123.4%
429.611 GROW Grant-Expenditure	0.00	258,000.00	-258,000.00	0.0%
429.612 Small Water/Sewer Grant	0.00	193,000.00	-193,000.00	0.0%
430.74 P/W Equipment	0.00	3,000.00	-3,000.00	0.0%
<b>Total Expense</b>	<b>57,992.97</b>	<b>599,000.00</b>	<b>-541,007.03</b>	<b>9.7%</b>
<b>Net Income</b>	<b>60,134.79</b>	<b>0.00</b>	<b>60,134.79</b>	<b>100.0%</b>

**Road Tax Fund**  
**ROAD TAX FUND FINANCIAL REPORT**

Cash Basis

January 1, 2017 through July 31, 2017


	<u>Jan 30 - ...</u>	<u>Budget</u>	<u>\$ Over B...</u>	<u>% of Bu...</u>
<b>Income</b>				
301.10 Road Tax - Current	438,587.17	27,741.94	410,845.23	1,581.0%
301.20 Road Tax - Prior	5,855.87	967.74	4,888.13	605.1%
319.01 Road Tax - P & I	2,188.60	322.58	1,866.02	678.5%
363.25 Utility Reimburse-Paving	0.00	0.00	0.00	0.0%
380.01 Refund Prior Expenses	0.00	0.00	0.00	0.0%
399.00 Cap Proj. Fund Carryover	0.00	15,483.87	-15,483.87	0.0%
Transfers In	0.00	0.00	0.00	0.0%
<b>Total Income</b>	<b>446,631.64</b>	<b>44,516.13</b>	<b>402,115.51</b>	<b>1,003.3%</b>
<b>Expense</b>				
418.00 Labor-Equip Reimb GenFd	0.00	0.00	0.00	0.0%
419.00 Labor-Equip Reimb Sewer	0.00	0.00	0.00	0.0%
421.00 Bank Fees	0.00	0.00	0.00	0.0%
430.24 Paver Fuel	0.00	0.00	0.00	0.0%
430.31 Engineering - Roads	13,868.80	5,032.26	8,836.54	275.6%
430.35 Alley Pavement Program	0.00	0.00	0.00	0.0%
435.22 Materials - Curbs	0.00	0.00	0.00	0.0%
437. Equipment Repairs	0.00	0.00	0.00	0.0%
438.22 Materials - Roads	0.00	0.00	0.00	0.0%
438.38 Equipment Rental	0.00	0.00	0.00	0.0%
438.45 Road - Contract Services	584.00	645.16	-61.16	90.5%
438.74 Cap. Outlay-Hvy Equip	0.00	0.00	0.00	0.0%
438.74 Cap. Outlay - Equipment	27,040.00	2,258.06	24,781.94	1,197.5%
439.45 Road Paving Program	2,475.34	36,580.65	-34,105.31	6.8%
470.01 Debt Service	0.00	0.00	0.00	0.0%
471.10 Debt Service - Principal	0.00	0.00	0.00	0.0%
472.10 Interest - Debt Service	0.00	0.00	0.00	0.0%
491.10 Tax Refunds - Current	2,454.94	0.00	2,454.94	100.0%
491.20 Tax Refund - Prior	1,107.82	0.00	1,107.82	100.0%
492.30 Trf. to Capital Reserve	0.00	0.00	0.00	0.0%
699 Uncatorized Expense	0.00	0.00	0.00	0.0%
Transfers Out	0.00	0.00	0.00	0.0%
<b>Total Expense</b>	<b>47,530.90</b>	<b>44,516.13</b>	<b>3,014.77</b>	<b>106.8%</b>
<b>Net Income</b>	<b><u>399,100.74</u></b>	<b><u>0.00</u></b>	<b><u>399,100.74</u></b>	<b><u>100.0%</u></b>

# Sewer Fund Sewer Fund Financial Report

Cash Basis

January 1, 2017 to July 31, 2017

	Jan - Jul 17	Budget	\$ Over Bud...	% of ...
<b>Income</b>				
319 · Interest/Penalty-Jordan	12,822.62	25,000.00	-12,177.38	51.3%
341 · Interest on Investment-PLGIT	3,597.20	500.00	3,097.20	719.4%
364 · Current Sewer User Fees	1,115,010.11	1,750,000.00	-634,989.89	63.7%
364.01 · Delinquent Sewer User F...	9,329.01	20,000.00	-10,670.99	46.6%
380 · Other - Alcosan Billing Rei...	6,373.51	6,000.00	373.51	106.2%
382 · Misc Income	85,144.10	0.00	85,144.10	100.0%
383.10 · Sewer Tap In Fees	0.00	0.00	0.00	0.0%
399 · Sinking Fund Carryover	0.00	0.00	0.00	0.0%
<b>Total Income</b>	<b>1,232,276.55</b>	<b>1,801,500.00</b>	<b>-569,223.45</b>	<b>68.4%</b>
<b>Expense</b>				
421 · Office Supplies-Postage	0.00	500.00	-500.00	0.0%
425 · Maint/Rep.Materials	2,600.30	4,000.00	-1,399.70	65.0%
430 · Billing Fee - PAWC/Jordan	15,102.48	65,000.00	-49,897.52	23.2%
431 · Prof. Services - Engineering	88,400.43	150,000.00	-61,599.57	58.9%
432 · Prof. Services - Legal	0.00	1,000.00	-1,000.00	0.0%
436 · Alcosan - Qtrly Usage Chgs	437,290.23	932,500.00	-495,209.77	46.9%
437 · Equipment Repairs	6,678.77	12,000.00	-5,321.23	55.7%
438 · Fuel - Sweeper- Trk#108	2,546.66	3,000.00	-453.34	84.9%
439 · Water - St Sweeper	0.00	500.00	-500.00	0.0%
442 · Dues - Permits	7,913.66	7,500.00	413.66	105.5%
445 · Vactor charge	2,880.00	10,000.00	-7,120.00	28.8%
446 · Munic. Claim Commission	1,961.31	4,000.00	-2,038.69	49.0%
470.1 · Principal - Pennvest I	21,609.20	51,000.00	-29,390.80	42.4%
470.2 · Principal - Pennvest II	29,456.37	37,500.00	-8,043.63	78.6%
471.1 · Interest - Pennvest I	6,712.66	16,000.00	-9,287.34	42.0%
471.2 · Interest - Pennvest II	9,240.26	11,500.00	-2,259.74	80.4%
473 · COA Requirements	110,742.47	460,500.00	-349,757.53	24.0%
492 · Capital Project - Reserve Fu...	0.00	35,000.00	-35,000.00	0.0%
<b>Total Expense</b>	<b>743,134.80</b>	<b>1,801,500.00</b>	<b>-1,058,365.20</b>	<b>41.3%</b>
<b>Net Income</b>	<b>489,141.75</b>	<b>0.00</b>	<b>489,141.75</b>	<b>100.0%</b>



# Jordan Tax Service, Inc.

102 Rahway Road • McMurray, PA 15317-3349

(412) 835-5243 • Fax (412) 835-5244

(724) 731-2300 • Fax (724) 731-2398

www.jordantax.com

Tax & Record  
Services

Municipal

Business

Individual

August 18, 2017

Borough of Crafton  
Ann C. Scott, Borough Manager  
Municipal Building  
100 Stotz Avenue  
Pittsburgh, PA 15205

RE: Delinquent Earned Income & Net Profits Tax  
Collection Summary Report  
July, 2017

Detailed below are the Delinquent Earned Income Tax Collections remitted to the Borough for the Month of July, 2017:

PERIOD	TAX	PEN & INT	MUNICIPAL SHARE (50.00%)	
			MONTH	YEAR TO DATE
2011 and Prior	\$ 5,567.48	\$ 87.66	\$ 5,655.14	\$ 37,728.16
Add: Commissions	565.20	-	565.20	3,763.21
Refunds Issued	-	-	-	-
Net Collections	<u>\$ 6,132.68</u>	<u>\$ 87.66</u>	<u>\$ 6,220.34</u>	<u>\$ 41,491.37</u>

Amounts Transferred:

Date	Reference	Amount
07/31/17	Ck #1886	\$ 6,220.34

Total Transfers \$ 6,220.34

We have enclosed our invoice for services.

Very truly yours,  
JORDAN TAX SERVICE, INC.

WRLjr/hlk

WILLIAM R. LINNERT, JR.


**CURRENT YEAR TO DATE DISTRIBUTIONS**

**EIT Collection Report for July 2017**

	Resident Tax Amount	Non- Pen/Int Resident Tax Amount	Costs & Credits	Total Collections	Dist Year	Resident Tax Amount	Non- Pen/Int Resident Tax Amount	TCD Commission	Charges & Credits	Total Distribution
2012 Collections	752.82	(6.67)	0.00	861.65	2017	752.82	(6.67)	(14.93)	0.00	\$846.72
2012 Refunds	(39.00)	0.00	0.00	(39.00)	2017	(39.00)	0.00	0.00	0.00	(\$39.00)
2013 Collections	1,483.70	0.00	0.00	1,665.70	2017	1,483.70	0.00	(28.85)	0.00	\$1,636.85
2013 Refunds	9.50	0.00	0.00	9.50	2017	9.50	0.00	0.00	0.00	\$9.50
2014 Collections	1,478.23	0.00	0.00	1,567.73	2017	1,478.23	0.00	(26.05)	0.00	\$1,541.68
2014 Refunds	(265.50)	0.00	0.00	(265.50)	2017	(265.50)	0.00	0.00	0.00	(\$265.50)
2015 Collections	582.43	0.00	0.00	685.13	2017	582.43	0.00	(45.11)	0.00	\$640.02
2015 Refunds	(375.00)	0.00	0.00	(375.00)	2017	(375.00)	0.00	0.00	0.00	(\$375.00)
2016 Collections	237,964.32	1,712.53	0.00	239,697.84	2017	237,964.32	1,712.53	(4,238.38)	0.00	\$235,459.46
2016 Refunds	(28,526.00)	(34.00)	0.00	(28,560.00)	2017	(28,526.00)	(34.00)	0.00	0.00	(\$28,560.00)
2017 Collections	233,981.07	1,982.09	0.00	235,963.16	2017	233,981.07	1,982.09	(4,100.99)	0.00	\$231,862.17
<b>Current Year To Date</b>	<b>447,046.57</b>	<b>3,653.95</b>	<b>0.00</b>	<b>451,211.21</b>	<b>2017</b>	<b>447,046.57</b>	<b>3,653.95</b>	<b>(8,454.31)</b>	<b>0.00</b>	<b>\$442,756.90</b>

**TOTAL DISTRIBUTIONS BY TAX YEAR SINCE INCEPTION**

	Resident Tax Amount	Non- Pen/Int Resident Tax Amount	Costs & Credits	Total Collections	Dist Year	Resident Tax Amount	Non- Pen/Int Resident Tax Amount	TCD Commission	Charges & Credits	Total Distribution
2012 Collections	719,165.11	8,202.07	0.00	728,058.21	ALL	719,165.11	8,202.07	(13,172.66)	0.00	\$714,885.55
2012 Refunds	(20,642.00)	0.00	0.00	(20,642.00)	ALL	(20,642.00)	0.00	0.00	0.00	(\$20,642.00)
2013 Collections	755,695.24	8,394.01	0.00	764,446.75	ALL	755,695.24	8,394.01	(13,728.26)	0.00	\$750,718.49
2013 Refunds	(27,121.00)	0.00	0.00	(27,121.00)	ALL	(27,121.00)	0.00	0.00	0.00	(\$27,121.00)
2014 Collections	780,246.23	5,197.54	0.00	785,700.21	ALL	780,246.23	5,197.54	(14,040.03)	0.00	\$771,660.18
2014 Refunds	(27,941.50)	0.00	0.00	(27,941.50)	ALL	(27,941.50)	0.00	0.00	0.00	(\$27,941.50)
2015 Collections	811,525.64	5,253.31	0.00	816,944.15	ALL	811,525.64	5,253.31	(14,650.60)	0.00	\$802,293.55
2015 Refunds	(29,673.00)	(61.00)	0.00	(29,734.00)	ALL	(29,673.00)	(61.00)	0.00	0.00	(\$29,734.00)
2016 Collections	820,906.22	5,932.36	0.00	826,859.57	ALL	820,906.22	5,932.36	(14,700.03)	0.00	\$812,159.54
2016 Refunds	(28,526.00)	(34.00)	0.00	(28,560.00)	ALL	(28,526.00)	(34.00)	0.00	0.00	(\$28,560.00)
2017 Collections	233,981.07	1,982.09	0.00	235,963.16	ALL	233,981.07	1,982.09	(4,100.99)	0.00	\$231,862.17
<b>Tax Year Totals</b>	<b>3,987,616.01</b>	<b>34,866.38</b>	<b>0.00</b>	<b>4,023,973.55</b>	<b>ALL</b>	<b>3,987,616.01</b>	<b>34,866.38</b>	<b>(74,382.57)</b>	<b>0.00</b>	<b>\$3,949,580.98</b>



# Jordan Tax Service, Inc.

102 Rahway Road • McMurray, PA 15317-3349

(412) 835-5243 • Fax (412) 835-5244

(724) 731-2300 • Fax (724) 731-2398

www.jordantax.com

Tax & Record  
Services

Municipal

Business

Individual

August 18, 2017

Borough of Crafton  
Ann C. Scott, Borough Manager  
Municipal Building  
100 Stotz Avenue  
Pittsburgh, PA 15205

RE: Local Services Tax Collections  
Collection Summary Report  
July, 2017

Detailed below are the Local Services Tax Collections remitted to the Borough for the Collection Period of July 1, 2017 through July 31, 2017:

<u>PERIOD</u>	<u>TAX</u>	<u>PEN &amp; INT</u>	<u>TOTAL COLLECTIONS</u>	<u>YEAR TO DATE</u>
2015 and Prior	\$ -	\$ -	\$ -	\$ 326.00
2016	-	-	-	12,072.13
2017	316.02	-	316.02	12,776.48
Total Collections	<u>316.02</u>	<u>-</u>	<u>316.02</u>	<u>25,174.61</u>
Refunds Issued	-	-	-	(574.58)
	<u>\$ 316.02</u>	<u>\$ -</u>		
Net Collections			<u>\$ 316.02</u>	<u>\$ 24,600.03</u>


Amounts Remitted:

<u>Date</u>	<u>Batch #</u>	<u>Amount</u>
07/11/17	13	\$ 16.00
07/19/17	14	198.00
07/20/17	15	102.02
Total Deposited		<u>\$ 316.02</u>

We have enclosed our invoice for services.

Very truly yours,  
JORDAN TAX SERVICE, INC.

WILLIAM R. LINNERT, JR.



# Jordan Tax Service, Inc.

102 Rahway Road • McMurray, PA 15317-3349  
(412) 835-5243 • Fax (412) 835-5244  
(724) 731-2300 • Fax (724) 731-2398  
www.jordantax.com

Tax & Record  
Services  
Municipal  
Business  
Individual

August 18, 2017

Borough of Crafton  
Ann C. Scott, Borough Manager  
Municipal Building  
100 Stotz Avenue  
Pittsburgh, PA 15205

RE: Business Privilege Tax  
Collection Summary Report  
July, 2017

Detailed below are the Business Privilege Tax Collections remitted to the Borough for the Collection Period of July 1, 2017 through July 31, 2017:

<u>PERIOD</u>	<u>TAX</u>	<u>LICENSE</u>	<u>PEN &amp; INT</u>	<u>TOTAL COLLECTIONS</u>	<u>YEAR TO DATE</u>
2015 and Prior	\$ -	\$ -	\$ -	\$ -	\$ 145.00
2016	-	-	-	-	1,090.14
2017	306.57	90.00	6.02	402.59	60,697.11
Total Collections	306.57	90.00	6.02	402.59	61,932.25
Refunds Issued	-	-	-	-	-
	<u>\$ 306.57</u>	<u>\$ 90.00</u>	<u>\$ 6.02</u>		
Net Collections				<u>\$ 402.59</u>	<u>\$ 61,932.25</u>


Amounts Deposited:

<u>Date</u>	<u>Batch #</u>	<u>Amount</u>
07/12/17	23	\$ 134.46
07/20/17	24	268.13
Total Deposited		<u>\$ 402.59</u>

We have enclosed our invoice for services.

Very truly yours,  
JORDAN TAX SERVICE, INC.

WILLIAM R. LINNERT, JR.



# Jordan Tax Service, Inc.

102 Rahway Road • McMurray, PA 15317-3349

(412) 835-5243 • Fax (412) 835-5244

(724) 731-2300 • Fax (724) 731-2398

www.jordantax.com

Tax & Record  
Services

Municipal

Business

Individual

August 18, 2017

Borough of Crafton  
Ann C. Scott, Borough Manager  
Municipal Building  
100 Stotz Avenue  
Pittsburgh, PA 15205

RE: Mercantile Tax  
Collection Summary Report  
July, 2017

Detailed below are the Mercantile Tax Collections remitted to the Borough for the Collection Period of July 1, 2017 through July 31, 2017:

<u>PERIOD</u>	<u>TAX</u>	<u>PEN &amp; INT</u>	<u>TOTAL COLLECTIONS</u>	<u>YEAR TO DATE</u>
2015 and Prior	\$ -	\$ -	\$ -	\$ -
2016	-	-	-	31,961.16
2017	409.29	-	409.29	25,408.96
	<u>\$ 409.29</u>	<u>\$ -</u>		
Total Collections			<u>\$ 409.29</u>	<u>\$ 57,370.12</u>

Amounts Deposited:

<u>Date</u>	<u>Batch #</u>	<u>Amount</u>
07/12/17	10	\$ 57.75
07/20/17	11	351.54


Total Deposited \$ 409.29

We have enclosed our invoice for services.

Very truly yours,  
JORDAN TAX SERVICE, INC.

WILLIAM R. LINNERT, JR.





# Jordan Tax Service, Inc.

102 Rahway Road • McMurray, PA 15317-3349

(412) 835-5243 • Fax (412) 835-5244

(724) 731-2300 • Fax (724) 731-2398

www.jordantax.com

Tax & Record  
Services

Municipal

Business

Individual

August 18, 2017

Borough of Crafton  
Ann C. Scott, Borough Manager  
Municipal Building  
100 Stotz Avenue  
Pittsburgh, PA 15205

RE: Trash Removal  
Collection Summary Report  
July, 2017

Detailed below are the 2017 Trash Removal Collections remitted to the Borough for the Month of July, 2017:

	<u>BILLING FEE</u>	<u>GARBAGE</u>	<u>TOTAL</u> <u>CURRENT PERIOD</u>	<u>YEAR TO DATE</u>
FACE TAX	\$ 50.00	\$ 8,707.84	\$ 8,757.84	\$ 448,298.47
Less: Discount	-	-	-	(17,374.38)
Plus: Penalty	-	286.20	286.20	1,928.49
<b>Total Collections</b>	<b>\$ 50.00</b>	<b>\$ 8,994.04</b>	<b>\$ 9,044.04</b>	<b>\$ 432,852.58</b>


Amounts Deposited:

<u>Date</u>	<u>Batch #</u>	<u>Amount</u>
07/12/17	23	\$ 9,044.04
Total		9,044.04
Less: Refunds		-
Total Deposits		<b>\$ 9,044.04</b>

	<u>BILLING</u>	<u>GARBAGE</u>	<u>YEAR-TO-DATE</u>
FACE BALANCE 2/1/2017	\$ 9,875.00	\$ 552,896.00	\$ 562,771.00
Add: Additions	-	-	-
Less: Deletions	-	-	-
<b>ADJUSTED FACE BALANCE</b>	<b>9,875.00</b>	<b>552,896.00</b>	<b>562,771.00</b>
Less: Total Collections	(8,230.00)	(440,068.47)	(448,298.47)
Less: Turned Over to Delinquent	-	-	-
<b>FACE BALANCE 07/31/2017</b>	<b>\$ 1,645.00</b>	<b>\$ 112,827.53</b>	<b>\$ 114,472.53</b>

Very truly yours,  
JORDAN TAX SERVICE, INC.

WILLIAM R. LINNERT, JR.



# Jordan Tax Service, Inc.

102 Rahway Road • McMurray, PA 15317-3349

(412) 835-5243 • Fax (412) 835-5244

(724) 731-2300 • Fax (724) 731-2398

www.jordantax.com

Tax & Record  
Services

Municipal

Business

Individual

August 18, 2017

Borough of Crafton  
Ann C. Scott, Borough Manager  
Municipal Building  
100 Stotz Avenue  
Pittsburgh, PA 15205

RE: Real Estate Taxes  
Collection Summary Report  
July, 2017

Detailed below are the 2017 Real Estate Tax Collections deposited to the Borough account for the Month of July, 2017:

	CURRENT PERIOD			YEAR TO DATE
	REAL ESTATE	ROAD	TOTAL	
FACE TAX	\$ 63,682.28	\$ 21,526.51	\$ 85,208.79	\$ 1,824,612.80
Less: Discount	(1.83)	(0.59)	(2.42)	(32,906.78)
Plus: Penalty	1,141.44	386.49	1,527.93	1,527.93
<b>Total Collections</b>	<b>\$ 64,821.89</b>	<b>\$ 21,912.41</b>	<b>\$ 86,734.30</b>	<b>\$ 1,793,233.95</b>

Amounts Deposited:

Date	Batch #	Amount
07/06/17	20	\$ 41,301.18
07/07/17	21	16,091.13
07/18/17	22	16,638.54
07/24/17	23	12,703.45
<b>Total Deposits</b>		<b>86,734.30</b>
Less: Refunds:		-
<b>Net Collections</b>		<b>\$ 86,734.30</b>

	2016	2016	2017	2017	TOTAL
	REAL ESTATE	ROAD	REAL ESTATE	ROAD	
<b>FACE BALANCE 3/1/2017</b>	\$ -	\$ -	\$ 1,493,726.79	\$ 505,811.75	\$ 1,999,538.54
Add: Additions	-	-	1,168.02	395.52	1,563.54
Less: Exonerations	-	-	(3,005.07)	(1,017.62)	(4,022.69)
<b>ADJUSTED FACE BALANCE</b>	-	-	1,491,889.74	505,189.65	1,997,079.39
Less: Total Collections	-	-	(1,363,079.22)	(461,533.58)	(1,824,612.80)
Less: Turned Over to Delinquent	-	-	-	-	-
<b>FACE BALANCE 7/31/2017</b>	<b>\$ -</b>	<b>\$ -</b>	<b>\$ 128,810.52</b>	<b>\$ 43,656.07</b>	<b>\$ 172,466.59</b>

Very truly yours,  
JORDAN TAX SERVICE, INC.

*William R. Linnert, Jr.*  
WILLIAM R. LINNERT, JR.



**JORDAN TAX SERVICE, INC.**  
**102 RAHWAY ROAD**  
**MCMURRAY, PA 15317-3349**  
**(724) 731-2300**

July 18, 2017

Borough of Crafton  
 Ann C. Scott, Borough Manager  
 Municipal Building  
 100 Stotz Avenue  
 Pittsburgh, PA 15205

**June 2017**

**Delinquent Trash, Sewage and Property Tax Collections**

Gentlemen:

We are forwarding herewith counterfoils for delinquent taxes and municipal claims collected and satisfied since date of our last report. We are also forwarding deposit slips as summarized below and the Prothonotary's receipts for satisfaction costs advanced by our office.

**DELINQUENT TAXES:**

Receipts: #12983-12996, 12998-13020 (#12997 "NO CONSIDERATION PASSING")

	Face Tax	Penalty	Interest	Costs	TOTAL
Prior	1,721.55	306.67	956.39	100.30	3,084.91
2016	6,422.70	514.43	-	77.00	7,014.13
Record/Sheriff Sale Costs					251.22
Commission Collected					999.27

**MUNICIPAL CLAIMS: "Trash"**

Receipts: #1504-1511

	Face Tax	Penalty	Interest	Costs	Comm	TOTAL
Record/Sheriff Sale Costs	1,169.15	105.60	-	21.50	-	1,296.25
Commission Collected						60.00
						53.15

**MUNICIPAL CLAIMS: "Trash"**

Receipts: #3794-3805, 3808-3815 (#3807 "NO CONSIDERATIONS PASSING")

	Face Tax	Penalty	Interest	Costs	Comm	TOTAL
*	4,548.55	192.30	188.85	886.00	-	5,815.70
Commission Collected						489.61

**MUNICIPAL CLAIMS: "Sewage"**

Receipts: #3806

	Face Tax	Penalty	Interest	Costs	Comm	TOTAL
Commission Collected	-	6.96	3.75	-	-	10.71
						16.88

**Total Collections, Taxes and Claims:**

Taxes	\$ 11,349.53	Ck. #1348	<u>\$ 19,091.83</u>
Trash	\$ 7,714.71	Ck. #1349	
Sewage	\$ 27.59	Ck. #1350	

Deposits Per Enclosed Receipts:


DATE	AMOUNT	DATE	AMOUNT	DATE	AMOUNT
06/02/17	455.79	06/14/17	153.82	06/16/17	2,814.41
06/02/17	3,294.73	06/14/17	1,200.67	06/23/17	511.00
06/05/17	233.00	06/14/17	1,720.75	06/23/17	4,136.28
06/05/17	249.76	06/15/17	393.28	06/26/17	829.83
06/07/17	624.69	06/16/17	226.11	06/27/17	634.35
06/13/17	541.00	06/16/17	412.61	06/30/17	659.75

**Total Deposits**

19,091.83

\*Partial Payments Not Yet Applied -\$1,159.02

JORDAN TAX SERVICE, INC.

  
 William R. Linnert, Jr.

**JORDAN TAX SERVICE, INC.**  
**102 RAHWAY ROAD**  
**MCMURRAY, PA 15317-3349**  
**(724) 731-2300**

August 10, 2017

Borough of Crafton  
 Ann C. Scott, Borough Manager  
 Municipal Building  
 100 Stotz Avenue  
 Pittsburgh, PA 15205

**Delinquent Sewage, Trash and Property Tax Collection**  
**July 2017**

Gentlemen:

We are forwarding herewith counterfoils for delinquent taxes and municipal claims collected and satisfied since date of our last report. We are also forwarding deposit slips as summarized below and the Prothonotary's receipts for satisfaction costs advanced by our office.

**DELINQUENT TAXES:**

Receipts: #13021-13042

	Face Tax	Penalty	Interest	Costs	TOTAL
Prior	1,373.17	227.11	399.45	32.63	2,032.36
2016	3,491.76	339.67	-	33.00	3,864.43
Record/Sheriff Sale Costs					2,531.50
Commission Collected					294.85

**MUNICIPAL CLAIMS: "Trash"**

Receipts: #1512-1522

	Face Tax	Penalty	Interest	Costs	Comm	TOTAL
	640.76	51.50	-	11.00	-	703.26
Commission Collected						35.17

**MUNICIPAL CLAIMS: "Trash"**

Receipts: #3816-3830, 3832, 3834-3836, 3838

	Face Tax	Penalty	Interest	Costs	Comm	TOTAL
*	6,124.19	307.08	425.57	1,462.00	-	8,318.84
Commission Collected						436.75

**MUNICIPAL CLAIMS: "Sewage"**

Receipts: #3831, 3833, 3837, 3839

	Face Tax	Penalty	Interest	Costs	Comm	TOTAL
	3,966.44	137.82	681.23	435.50	-	5,220.99
Record/Sheriff Sale Costs						1,737.81
Commission Collected						261.05

**Total Collections, Taxes and Claims:**

Taxes	\$	8,723.14	Ck. #1351	<u>\$ 25,437.01</u>
Trash	\$	9,494.02	Ck. #1352	
Sewage	\$	7,219.85	Ck. #1353	

Deposits Per Enclosed Receipts:

DATE	AMOUNT	DATE	AMOUNT	DATE	AMOUNT
07/05/17	42.00	07/12/17	810.00	07/26/17	2,269.50
07/05/17	50.00	07/18/17	235.00	07/27/17	76.10
07/05/17	3,287.89	07/18/17	400.00	07/27/17	86.00
07/07/17	515.51	07/19/17	100.00	07/27/17	1,727.37
07/10/17	150.48	07/19/17	353.00	07/28/17	250.64
07/10/17	630.00	07/24/17	1,744.35	07/28/17	7,182.26
07/10/17	724.89	07/25/17	121.00	08/01/17	111.21
07/10/17	747.48	07/26/17	908.68	08/01/17	2,913.65

**Total Deposits**

**25,437.01**

\*Partial Payments Not Yet Applied - \$1,614.83

JORDAN TAX SERVICE, INC.

  
 William R. Linnert, Jr.

**BOROUGH OF CRAFTON  
POLICE DEPARTMENT**

**MARK A. SUMPTER  
CHIEF OF POLICE**

100 STOTZ AVENUE  
CRAFTON, PENNSYLVANIA 15205

**JAMES G. BLOOM  
MAYOR**



**August 24, 2017**

**Crafton Police responded to 276 complaints during the month of July 2017.**

The following 4 pages attached show a print out of the calls answered by Crafton Police.

Paid parking tags paid at the window - \$135.00

Copies of Police Reports - \$240.00

No solicitor permits were issued for the month of July

Five truck permits were issued for the month of July - \$50.00

Fines collected by the Magistrate and paid to the borough for June - \$2,376.64

There were 97 citations issued, 30 citation warnings, 9 parking tags, 10 AccuTrak – 146 total

**Three EMS narcotic related calls. Naloxone (Narcan) was used two times by EMS and one time by police.**

**Mileage on Police Cars:**

Unit #11-1 - 2,357 miles ending at 23,960

Unit #11-2 - 180 miles ending at 76,500 / 7-24-17 out of service for trade in on new unit

Unit #11-3 - 1,893 miles ending at 24,472

Respectfully submitted,

Handwritten signature of Barbara H. Berkhouse in blue ink.

Barbara H. Berkhouse  
Police Secretary

CODE ENFORCEMENT  
 VIOLATIONS 2017-PUBLIC

Date Received	Property Address	Violation/Complaint	Action Taken	Date	Completed	Time Given
		July-August 2017				
7/24/2017	Glenn Street	High Grass	Notice	7/25/2017	Completed	7
7/24/2017	Maxwell Street	High Grass	Notice	7/25/2017	Completed	7
7/24/2017	Maxwell Street	High Grass	Notice	7/25/2017	Completed	7
7/24/2017	Maxwell Street	High Grass	Notice	7/25/2017	Completed	7
7/24/2017	Maxwell Street	High Grass	Notice	7/25/2017	Completed	7
7/24/2017	Maxwell Street	High Grass	Notice	7/25/2017	Completed	7
7/24/2017	Maxwell Street	High Grass	Notice	7/25/2017	Completed	7
7/27/2017	Crafton Boulevard	Garbage/High Grass	Notice	7/27/2017	Completed	3
7/27/2017	Crafton Boulevard	Occupancy	Reminder Notice	7/27/2017	Owner called	
7/31/2017	Crafton Boulevard	Garbage Lids	Notice	8/1/2017	Completed	7
7/31/2017	Crafton Boulevard	High Grass	Notice	8/1/2017	Completed	7
7/31/2017	Crafton Boulevard	Garbage Lids	Notice	8/1/2017	Completed	7
7/31/2017	Parke Street	High Grass/Weeds	Final Notice	8/1/2017	Completed	5
8/2/2017	Maxwell Street	High Grass	2nd Notice	8/2/2017	Completed	2
8/3/2017	S. Grandview Avenue	High Grass/Weeds	Final Notice	8/3/2017	Completed	7
8/3/2017	S. Grandview Avenue	High Grass/Weeds	Notice	8/3/2017	Completed	7
8/4/2017	N. Grandview Avenue	High Grass/Weeds	Notice	8/4/2017	Owner called	7
8/14/2017	N. Emily Street	High Grass/Weeds	Notice	8/14/2017	Work Begun	5
8/14/2017	Noble Avenue	High Grass/Weeds	Notice	8/14/2017	Pending	5
8/16/2017	Crennell Avenue	Sidewalk	Notice	8/16/2017	Pending	30
8/16/2017	Dinsmore Avenue	Rental Inspection	Reminder Notice	8/16/2017	Pending	15
8/17/2017	E. Crafton Avenue	Weeds	Citation	8/18/2017	Pending	
8/18/2017	Underhill Drive	Grass/Weeds	Violation	8/18/2017	Pending	5
8/22/2017	Hawthorne Avenue	Grass/Weeds	Violation	8/22/2017	Pending	5
8/24/2017	Underhill Drive	Grass/Weeds	Violation	8/24/2017	Pending	5
8/24/2017	Walnut Street	Junk Car	Violation	8/24/2017	Pending	10
8/24/2017	McMunn Avenue	Parking in Grass	Violation	8/24/2017	Pending	
8/25/2017	N. Grandview Avenue	Grass/Weeds	Violation	8/25/2017	Pending	7
8/25/2017	W. Steuben Street	Dead Tree	Violation	8/25/2017	Pending	30
8/25/2017	W. Steuben Street	Hazardous Tree	Violation	8/25/2017	Pending	30
8/25/2017	Dinsmore Avenue	Rental Inspection	Reminder Notice	8/25/2017	Pending	10

# Building Inspection Report

August 14, 2017

## July Reports Received

(Attached)

Building Inspection Underwriters

Allegheny County R/E Transfer

## Certificates & Permits Issued

(JULY 2017)

Rental Inspection Certificates Issued	8
Zoning Use/Occupancy Certificates Issued	8
Building/Zoning Permits Issued	9



## **PUBLIC WORKS / PARKS OPERATIONS REPORT**

**Council Meeting**

**August 28, 2017**

**Crew report 07-21-17 thru 08-25-17.**

- **One Call** responses at various locations
- **Litter Can maintenance**-weekly.
- **Traffic Monitoring Devices** removal/installation - (1) (2) Chartiers between Sycamore and Fountain (Both directions).
- **Compost Site**- Windrow Maintenance
- **Chipper/Mulch Service**- Various locations
- **Sign Repairs/Replacement/Installation**- Various locations; Install Military Banners
- **Street Repairs**- Mill and Pave section of Grandview (From Woodlawn to Orchard) Mill and Pave- Rebecca (From Broadhead to Linwood) Hot Patch-Taylor, Highland, Motor Alley. Franklin Alley, Desoto (Ewing windrow)
- **Rain/Wind Storm**- Remove debris resulting from heavy rain and high wind storms including clearing and removal of tree limbs branches. Clear/clean gutter and catch basin openings.
- **Street Sweeping Program**-342 Sweeper Miles
- **Park/Pool Maintenance**- Cut all facilities (four cuttings). Clean, vacuum, backwash chemical reports on a daily basis, Park inspections and play area maintenance all locations. Seal asphalt courts- Linwood and Noble Parks, Paint lines on Linwood court.
- **Equipment Repair and Maintenance** - Paver, Tractor (John Deere) Truck 110 (Brakes)
- **Facility Maintenance**- Plumbing repairs Mag. Court, A/C maintenance CBB.
- **Crosswalks**- Crafton Blvd, Crennell, West Crafton
- **Weed Control**- Cut weeds along all Borough Steps, Curb lines, Chartiers, Promenade, Ewing, Perrine, Station, Fountain. Removed hedges Noble and Crafton Blvd- (Sight Clearance issue)

### **Admin.**

Daily progress/inspection of Ewing Road water line replacement project.

Regular meetings with manager to discuss issues regarding DPW.

Field inspections regarding street openings; ordinance violations.

Managing day to day operations/administration for Public Works and Parks maintenance and repairs. Respond to constituents request for information and service.

Order supplies and material. Programmed/downloaded data from Traffic Logix Speed monitoring device. Used data to generate Traffic reports.

Routine Field investigations, routine paperwork.

CSO inspections.

**Crafton Volunteer Fire Department**  
**8 Stotz Avenue – Pittsburgh, Pennsylvania 15205**  
**412-875-0022 – Station    412-875-0021 Station Fax**

---

**TO:**            Ann Scott – Crafton Borough Manager  
**FROM:**        Mike Crown, Fire Chief  
**DATE:**        August 24, 2017  
**RE:**            July 2017 Monthly Report

The Crafton Volunteer Fire Department responded to 24 requests for assistance for the month:

<b>MAJOR INCIDENT TYPE</b>	<b># INCIDENTS</b>	<b>% of TOTAL</b>
Fires	5	16.12%
Rescue & Emergency Medical Service	18	58.06%
Hazardous Condition (No Fire)	4	12.90%
Good Intent Call	3	9.67%
Special Incident Type	1	3.22%
<b>TOTAL</b>	<b>31</b>	<b>100.00%</b>

We had all the hose and Fire Apparatus tested in July and there were no major issues. The only issue found was an exhaust that was corroded through on the Rescue, it is currently pending repairs.

The QRS and Fire response number are well below the standard and we are averaging 5:53 per call for 1<sup>st</sup> vehicle on scene. We currently have 2 more firefighters going through the Firefighter I Professional Certification process and 2 members enrolled in the essentials program.

Total man hours spend on Fire Related activities and Training was 576.47 hours for the month.



August 2017

Dear Council Members,

The Crafton Public Library continues to be grateful for the support of Council and the community of Crafton.

Summer Reading wrapped up with the annual pool party. While the weather wasn't optimal, everyone still had a wonderful time. We will take a short breather and start planning for a bang up program for next year. We are already planning a variety of programs for the fall. A schedule will be posted in the coming weeks.

The library staff is happy to answer any questions and would welcome the opportunity to help you with your informational or recreational needs.

Regards,

Kathy Robinson  
Executive Director

2017 CPL STATISTICS	Jan	Feb	Mar	Apr	May	Jun	Jul	Aug	Sep	Oct	Nov	Dec	Total
Patrons													
Registrations for the library (#42)	29	23	32	30	26	35	31						206
Collection													
Items Withdrawn	567	13	95	25	40	n/a	n/a						740
Total Items Added	147	132	150	189	206	113	159						1,096
Circulation Numbers													
Print Circulation + Renewals (#52i)	3,579	3,331	3,972	3,828	3,836	4,257	4,178						26,981
E-Resources (#52a)	657	544	571	658	660	n/a	n/a						3,090
Total Circulation (#52b)	4,236	3,875	4,543	4,486	4,496	4,257	4,178						30,071
Items Lent (#87)	1,022	1,062	1,295	1,038	1,046	1,073	n/a						6,536
Items Borrowed (#88)	1,686	1,619	1,962	1,923	1,874	1,838	n/a						10,902
Technology Usage													
Computer Logins	474	531	519	743	729	796	756						4,548
Minutes Used	30,521	33,502	31,141	43,566	44,614	52,421	56,875						292,640
Laptop Logins (included above)	1	2	4	7	4	4	5						27
Laptop minutes (included above)	178	41	190	765	273	437	251						27
WiFi Logins	284	298	450	436	410	462	408						2,748
WiFi Minutes	43,394	37,424	42,901	51,831	44,596	36,573	44,681						301,400
Number of Days Open	25	24	27	25	26	26	26						178
Hours a Month (#46)	196	188	212	195	204	204	203						1,402
Programming													
Juvenile & Family Programs (#89)	11	21	23	19	21	18	13						126
Juvenile & Family Attendance (#92)	44	164	232	144	189	174	98						1,045
Teen Programs (#90)	4	1	5	2	0	0	0						12
Teen Program Attendance (#93)	27	33	64	30	10	20	2						186
Adult Programs (#91)	12	11	13	9	8	6	4						63
Adult Program Attendance (#94)	148	193	240	152	170	209	101						1,213
Total Programs	27	33	41	30	29	24	17						201
Total Attendance	219	390	536	326	369	403	201						2,444

#s correspond to State Report

All Adults & Teens are reported in Adult & Teen Program Attendance regardless of category of program attended