

MONTHLY REPORTS

MARCH 2017

FOR PUBLIC INSPECTION

BOROUGH OF CRAFTON
TREASURER'S REPORT
March 31, 2017

DEMAND DEPOSITS

Balance to General Fund	357,682.00	
Total Receipts	574,301.48	
Subtotal	931,983.48	
Total Disbursements	(440,619.37)	
General Fund		491,364.11
Payroll Account		5,536.99
Alcosan		831.75
Capital Projects Reserve Fund		63,819.47
Fire Equipment Fund		1,187.57
Road Tax Fund		334,587.98
Insurance Escrow		1.00
Med Saver		1,355.58
Crafton Celebrates		11,377.79
Planning Commission		200.00
Total Demand Deposits		910,262.24

INVESTMENTS

Pennsylvania Local Government Trust General Fund		760,056.90
Pennsylvania Local Government Trust Sewer Account		1,027,908.89
Pennsylvania Local Government Trust Highway Aid		175,860.53
PNC DB Trust Police Pension		4,165,550.17
PNC DB Trust Employee Pension		1,284,647.19
Total Investments		7,414,023.68

TOTAL DEMAND DEPOSITS AND INVESTMENT ACCOUNTS

8,324,285.92

Annette M. Lherbier, Treasurer

BOROUGH OF CRAFTON GENERAL FUND FINANCIAL REPORT

January 1, 2017 to March 31, 2017

	Jan - Mar 17	Budget	\$ Over Bud...	% of Bu...
Income				
301 · Real Estate Taxes				
301.10 · Real Estate - Current	195,210.00	1,380,000.00	-1,184,790.00	14.1%
301.20 · R.E. Tax - Prior Year	2,441.65	7,000.00	-4,558.35	34.9%
301.30 · Road Tax Interfund Trf	0.03	0.00	0.03	100.0%
301.31 · Road Tax Refunds	0.00	0.00	0.00	0.0%
301.35 · Road - Pen / Interest-Transfer	0.00	0.00	0.00	0.0%
301.50 · R.E. Tax - Delinq.-Leined	14,530.35	55,000.00	-40,469.65	26.4%
Total 301 · Real Estate Taxes	212,182.03	1,442,000.00	-1,229,817.97	14.7%
310 · Act 511 Taxes				
310.10 · Real Estate Transfer	14,942.05	55,000.00	-40,057.95	27.2%
310.21 · EIT - Current	13,324.33	525,000.00	-511,675.67	2.5%
310.22 · EIT - Prior	195,418.20	250,000.00	-54,581.80	78.2%
310.23 · EIT - Delinquent	6,955.24			
310.31 · Mercantile - Current	31,692.16	100,000.00	-68,307.84	31.7%
310.36 · Business Priviledge - Current	314.12	56,000.00	-55,685.88	0.6%
310.51 · LST-OccTaX - Current	12,058.13	45,000.00	-32,941.87	26.8%
Total 310 · Act 511 Taxes	274,704.23	1,031,000.00	-756,295.77	26.6%
319 · Penalty/Interest				
319.01 · P/I Real Estate Taxes	362.44	5,000.00	-4,637.56	7.2%
319.02 · P/I - R/E Taxes - Delinq.	9,131.76	25,000.00	-15,868.24	36.5%
319.12 · P/I EIT	16.20	8,000.00	-7,983.80	0.2%
319.122 · P/I EIT - Delinq.	906.43			
319.13 · P/I Mercantile	269.00	250.00	19.00	107.6%
319.15 · P/I LST- OPT	0.00	0.00	0.00	0.0%
319.18 · P/I Business Priviledge	13.64	500.00	-486.36	2.7%
319.20 · Magistrate/Other	22.13	1,000.00	-977.87	2.2%
319.30 · P/I - Garbage Collection	56.97	15,000.00	-14,943.03	0.4%
319.302 · P/I - Garbage - Delinq.	9,241.73			
Total 319 · Penalty/Interest	20,020.30	54,750.00	-34,729.70	36.6%
321 · Licenses & Permits				
321.61 · Soliciting Permits	370.00	250.00	120.00	148.0%
321.75 · Mechanical Devices	750.00	3,000.00	-2,250.00	25.0%
321.80 · Cable Franchise Fees	28,604.81	112,000.00	-83,395.19	25.5%
321.90 · Business Licenses	90.00	2,500.00	-2,410.00	3.6%
322.80 · Street Openings	575.00	8,000.00	-7,425.00	7.2%
322.81 · Pole Permits	0.00	0.00	0.00	0.0%
322.83 · Truck Parking Permits	10.00	100.00	-90.00	10.0%
Total 321 · Licenses & Permits	30,399.81	125,850.00	-95,450.19	24.2%
331 · Fines & Forfeits				
331.13 · Fines-Magistrate/County	7,115.70	40,000.00	-32,884.30	17.8%
331.14 · M/Veh Violations/State Police	165.00	4,000.00	-3,835.00	4.1%
Total 331 · Fines & Forfeits	7,280.70	44,000.00	-36,719.30	16.5%
341 · Interest Earnings				
341.01 · Income on Investments	955.10	1,000.00	-44.90	95.5%
342.00 · Rental Income	6,330.09	25,000.00	-18,669.91	25.3%
Total 341 · Interest Earnings	7,285.19	26,000.00	-18,714.81	28.0%

BOROUGH OF CRAFTON
GENERAL FUND FINANCIAL REPORT

January 1, 2017 to March 31, 2017

	Jan - Mar 17	Budget	\$ Over Bud...	% of Bu...
354 · Grant Proceeds				
354.15 · Act 101 Recycling Grant	0.00	4,000.00	-4,000.00	0.0%
354.20 · Miscellaneous Grants	73,692.00	0.00	73,692.00	100.0%
354.25 · DCNR-Parks, Rec Study	0.00	0.00	0.00	0.0%
354.26 · DCNR-Parks, Rec Dev	0.00	0.00	0.00	0.0%
Total 354 · Grant Proceeds	73,692.00	4,000.00	69,692.00	1,842.3%
355 · State Entitlements				
355.01 · PURTA	0.00	3,500.00	-3,500.00	0.0%
355.04 · Liquor Licenses	0.00	1,000.00	-1,000.00	0.0%
355.05 · Pension State Aid	0.00	112,000.00	-112,000.00	0.0%
355.07 · Foreign Fire Fund	0.00	31,000.00	-31,000.00	0.0%
355.09 · Act 13 Impact Fee	0.00	700.00	-700.00	0.0%
357.01 · 1% Sales Tax	54,552.87	220,000.00	-165,447.13	24.8%
Total 355 · State Entitlements	54,552.87	368,200.00	-313,647.13	14.8%
358 · Intergov. Contract Services				
358.10 · Police Services-Thornburg	23,167.14	95,500.00	-72,332.86	24.3%
358.11 · Fire Protection Services	2,125.02	8,500.00	-6,374.98	25.0%
358.12 · Reimb. VehExp-Code Official	0.00	1,000.00	-1,000.00	0.0%
Total 358 · Intergov. Contract Services	25,292.16	105,000.00	-79,707.84	24.1%
360 · Charges For Service				
360.03 · Lein Letters	0.00	0.00	0.00	0.0%
361.00 · Jordan-Trash Billing Fee	7,385.00	8,000.00	-615.00	92.3%
361.31 · Subdivision Fees	0.00	0.00	0.00	0.0%
361.33 · Conditional Use Hearing Fees	0.00	0.00	0.00	0.0%
361.34 · Zoning Hearing Board Fees	500.00	1,000.00	-500.00	50.0%
361.35 · Planning Fees	0.00	0.00	0.00	0.0%
361.51 · Sale of Maps	0.00	0.00	0.00	0.0%
361.70 · Police Application Fees	0.00	1,000.00	-1,000.00	0.0%
361.71 · Copies/Sale of Maps	0.00	0.00	0.00	0.0%
362.11 · Sale of Accident Reports	480.00	1,500.00	-1,020.00	32.0%
362.13 · Carlynton School/Act 511	0.00	0.00	0.00	0.0%
362.141 · Crossing Guard Reimb.	12,750.06	40,000.00	-27,249.94	31.9%
362.41 · Bldg./Elec. Permit Fees	1,859.50	9,000.00	-7,140.50	20.7%
362.48 · Rental Inspection Fee	2,475.00	4,000.00	-1,525.00	61.9%
362.50 · Zoning Use Permits	1,770.00	3,000.00	-1,230.00	59.0%
362.51 · Occupancy Permits	2,880.00	6,000.00	-3,120.00	48.0%
362.55 · Other Permits Code Enforce	140.00	0.00	140.00	100.0%
363.51 · PennDot Snow Removal	0.00	7,000.00	-7,000.00	0.0%
Total 360 · Charges For Service	30,239.56	80,500.00	-50,260.44	37.6%
364 · Sanitation - Garbage Collection				
364.30 · Current Garbage Collection Fee	380,902.93	470,000.00	-89,097.07	81.0%
364.35 · Garbage Collection - Delinq.	42,951.62	50,000.00	-7,048.38	85.9%
Total 364 · Sanitation - Garbage Collection	423,854.55	520,000.00	-96,145.45	81.5%

BOROUGH OF CRAFTON
GENERAL FUND FINANCIAL REPORT

January 1, 2017 to March 31, 2017

	Jan - Mar 17	Budget	\$ Over Bud...	% of Bu...
367 · Recreation Fees				
367.10 · Minature Golf Pay to Play	0.00	0.00	0.00	0.0%
367.20 · Pool Passes	0.00	30,000.00	-30,000.00	0.0%
367.21 · Pool General Admission	0.00	35,000.00	-35,000.00	0.0%
367.22 · Swimming Lessons	0.00	4,000.00	-4,000.00	0.0%
367.23 · Pool Rentals	0.00	4,000.00	-4,000.00	0.0%
367.24 · AquaRobics	0.00	250.00	-250.00	0.0%
367.25 · Chair Rentals-Locks	0.00	1,000.00	-1,000.00	0.0%
367.26 · Lifeguard Class Fee	0.00	0.00	0.00	0.0%
367.30 · Sale of Wood Chlps/Compost	0.00	100.00	-100.00	0.0%
367.31 · Summer Day Camp Fee	0.00	0.00	0.00	0.0%
367.40 · Pool Concessions	0.00	20,000.00	-20,000.00	0.0%
367.41 · Community Center Rentals	1,000.00	2,000.00	-1,000.00	50.0%
367.42 · Park Shelter Rentals	840.00	3,500.00	-2,660.00	24.0%
367.50 · Senior Dinner-Fees	287.00	2,000.00	-1,713.00	14.4%
367.51 · Rec. Board Activities-Misc.	0.00	0.00	0.00	0.0%
367.52 · Fundraising-Recreation	0.00	1,500.00	-1,500.00	0.0%
Total 367 · Recreation Fees	2,127.00	103,350.00	-101,223.00	2.1%
380 · Misc. Revenues				
380.01 · Refunds on Current Expenditures	11.17	1,000.00	-988.83	1.1%
380.02 · Other	265.50	1,000.00	-734.50	26.6%
380.03 · Insurance Dividends	0.00	30,000.00	-30,000.00	0.0%
380.04 · Reimb. Exp-Comp.Plan Ingram	0.00	15,000.00	-15,000.00	0.0%
380.05 · Drug Task Force OT	1,996.16	600.00	1,396.16	332.7%
380.06 · TCF Collection Commission	0.00	0.00	0.00	0.0%
380.07 · Eng. Developer Reimb.	0.00	0.00	0.00	0.0%
380.08 · Solicitor Deve. Reimb	0.00	0.00	0.00	0.0%
380.12 · Reimbursed-P/D Overtime Details	428.19	0.00	428.19	100.0%
380.15 · Reimb. from Fire Equip. Fund	0.00	0.00	0.00	0.0%
380.50 · Military Banner Recipts	5,270.00			
Total 380 · Misc. Revenues	7,971.02	47,600.00	-39,628.98	16.7%
388 · Fiduciary Funds				
388.01 · Police Pension Contribution	9,597.28	35,000.00	-25,402.72	27.4%
Total 388 · Fiduciary Funds	9,597.28	35,000.00	-25,402.72	27.4%
390 · Other Financing Sources				
391.10 · Sale of Fixed Assets	0.00	0.00	0.00	0.0%
391.20 · Compensation of Fixed Assets	1,561.15	5,000.00	-3,438.85	31.2%
Total 390 · Other Financing Sources	1,561.15	5,000.00	-3,438.85	31.2%
392 · Interfund Transfers				
392.84 · Trf from Cap. Reserve Fund	0.00	0.00	0.00	0.0%
392.85 · Trf From Highway Aid	168,031.07	165,000.00	3,031.07	101.8%
392.86 · Trf From Sewer Account	0.00	0.00	0.00	0.0%
392.88 · Trf from Road Tax Fund	-144.84	0.00	-144.84	100.0%
392.92 · Trfr to Highway Aid Plgit	0.00	0.00	0.00	0.0%
392.93 · Transfer In - Capital Projects	0.00	0.00	0.00	0.0%
Total 392 · Interfund Transfers	167,886.23	165,000.00	2,886.23	101.7%
393 · General Obligation Note				
393.12 · PNC-Duncan Settlement	0.00	0.00	0.00	0.0%
Total 393 · General Obligation Note	0.00	0.00	0.00	0.0%

BOROUGH OF CRAFTON
GENERAL FUND FINANCIAL REPORT

January 1, 2017 to March 31, 2017

	Jan - Mar 17	Budget	\$ Over Bud...	% of Bu...
394 · Proceeds From TRAN				
394.10 · TRAN	0.00	0.00	0.00	0.0%
Total 394 · Proceeds From TRAN	0.00	0.00	0.00	0.0%
395 · Refunds of Prior Years				
395.02 · Gasoline Tax Refund	0.00	1,000.00	-1,000.00	0.0%
395.04 · Other	0.00	0.00	0.00	0.0%
399.00 · Sinking Fund Carryover	0.00	130,750.00	-130,750.00	0.0%
Total 395 · Refunds of Prior Years	0.00	131,750.00	-131,750.00	0.0%
Total Income	1,348,646.08	4,289,000.00	-2,940,353.92	31.4%
Gross Profit	1,348,646.08	4,289,000.00	-2,940,353.92	31.4%
Expense				
400 · Borough Administration				
400.11 · Salary of Council	2,100.00	8,400.00	-6,300.00	25.0%
400.14 · Clerical	9,760.02	36,000.00	-26,239.98	27.1%
400.154 · Health & Accident & STD	276.75	800.00	-523.25	34.6%
400.156 · Hospitalization	15,493.40	60,000.00	-44,506.60	25.8%
400.161 · Social Security	3,302.07	13,000.00	-9,697.93	25.4%
400.162 · Unemployment Compensation	21.38	2,500.00	-2,478.62	0.9%
400.163 · FSA	35.00	1,000.00	-965.00	3.5%
400.164 · HRA	1,074.66	2,000.00	-925.34	53.7%
400.21 · Office Supplies/Postage	1,327.72	3,500.00	-2,172.28	37.9%
400.22 · Newsletter-Printing/Postage	306.32	1,000.00	-693.68	30.6%
400.26 · Minor Equipment	125.00	750.00	-625.00	16.7%
400.30 · Computer HW/SW Maint	0.00	1,000.00	-1,000.00	0.0%
400.32 · Communications	1,120.27	4,500.00	-3,379.73	24.9%
400.33 · Travel Expense	0.00	500.00	-500.00	0.0%
400.34 · Advertising	260.50	2,000.00	-1,739.50	13.0%
400.35 · Bonds	951.00	1,000.00	-49.00	95.1%
400.354 · Worker's Compensation	165.75	1,000.00	-834.25	16.6%
400.356 · Drug & Alcohol Testing	0.00	500.00	-500.00	0.0%
400.37 · Maint. & Repairs Equipment	871.07	3,000.00	-2,128.93	29.0%
400.38 · Postage Meter Rental	144.00	750.00	-606.00	19.2%
400.39 · Equipmt. Lease - Copier	2,007.00	7,000.00	-4,993.00	28.7%
400.42 · Council Meeting Expenses	187.36	1,000.00	-812.64	18.7%
400.43 · Subscriptions-Dues	613.00	1,500.00	-887.00	40.9%
400.45 · Payroll Contract	1,966.77	6,500.00	-4,533.23	30.3%
400.74 · Major Equipment	0.00	1,000.00	-1,000.00	0.0%
401.11 · Mayor - Salary	450.00	1,800.00	-1,350.00	25.0%
401.42 · Mayor - Membershp Dues/Semi...	0.00	200.00	-200.00	0.0%
402.11 · Auditing - Professional Auditor	9,500.00	12,500.00	-3,000.00	76.0%
402.12 · Salary - Treasurer	750.00	2,700.00	-1,950.00	27.8%
404.31 · Solicitor Expenses	6,027.04	35,000.00	-28,972.96	17.2%
404.32 · Legal-Litigation	0.00	1,000.00	-1,000.00	0.0%
404.331 · Morg.-Stan. Litig.	0.00	0.00	0.00	0.0%
404.332 · Labor Counsel	0.00	2,000.00	-2,000.00	0.0%
405.12 · Salary - Admin. Assistant	9,900.00	40,000.00	-30,100.00	24.8%
405.13 · Salary - Manager	21,724.98	86,900.00	-65,175.02	25.0%
406.46 · Training Seminars	5,437.00	5,000.00	437.00	108.7%
407.32 · IT Expenses	1,716.50	5,000.00	-3,283.50	34.3%
408.31 · Engineer Retainer	0.00	1,200.00	-1,200.00	0.0%
Total 400 · Borough Administration	97,614.56	353,500.00	-255,885.44	27.6%

BOROUGH OF CRAFTON
GENERAL FUND FINANCIAL REPORT

January 1, 2017 to March 31, 2017

	Jan - Mar 17	Budget	\$ Over Bud...	% of Bu...
403 · Tax Collection				
403.11 · Salary - Property Tax Collector	120.00	500.00	-380.00	24.0%
403.351 · Bonds - Prop.Tax Collector	0.00	400.00	-400.00	0.0%
403.46 · Jordan-Liens-Revivals-SherSales	10,342.00	10,000.00	342.00	103.4%
403.461 · Jordan Tax - TCF Fees	8,150.30	16,000.00	-7,849.70	50.9%
403.462 · Jordan Tax - R/E Tax Collec Fee	0.00	7,500.00	-7,500.00	0.0%
403.463 · Jordan Tax-Prior R/E Tax Fee	4,855.40	17,000.00	-12,144.60	28.6%
403.47 · Jordan Act 511 Fees	2,119.08	10,000.00	-7,880.92	21.2%
403.48 · Jordan-Act 32 SWTax District	3,840.75	15,000.00	-11,159.25	25.6%
403.76 · Rad Tax Payment	440.06	1,500.00	-1,059.94	29.3%
491.02 · RE Tax Refund - Prior	2,360.45	2,000.00	360.45	118.0%
491.03 · Refunds - LST	470.58	500.00	-29.42	94.1%
491.06 · Refunds - Trash Collection	0.00	500.00	-500.00	0.0%
Total 403 · Tax Collection	32,698.62	80,900.00	-48,201.38	40.4%
409 · Municipal Properties				
409.21 · Maintenance Supplies	832.00	1,500.00	-668.00	55.5%
409.26 · Minor Equipment	0.00	500.00	-500.00	0.0%
409.36 · Utilities	7,465.93	20,000.00	-12,534.07	37.3%
409.361 · Utilities - District Magistrate	2,193.73	6,000.00	-3,806.27	36.6%
409.37 · Repairs/Maintenance	7,918.93	15,000.00	-7,081.07	52.8%
409.371 · Repairs/Maint- Dist. Magistrate	215.99	2,500.00	-2,284.01	8.6%
409.45 · Contracts - Custodian/Mats	2,901.15	9,000.00	-6,098.85	32.2%
409.50 · Municipal Prop. Misc.	0.00	1,500.00	-1,500.00	0.0%
409.71 · Cap Improvements - Dist. Magist	0.00	1,000.00	-1,000.00	0.0%
409.76 · Refunds - Community Center	0.00	100.00	-100.00	0.0%
Total 409 · Municipal Properties	21,527.73	57,100.00	-35,572.27	37.7%
410 · Police Services				
410.12 · Salaries - Police Officers	149,891.93	597,000.00	-447,108.07	25.1%
410.121 · Salary - Chief	22,986.48	92,000.00	-69,013.52	25.0%
410.13 · Longevity - Police	1,250.00	4,500.00	-3,250.00	27.8%
410.14 · Salary - Police Secretary	7,315.50	33,500.00	-26,184.50	21.8%
410.154 · Health & Accident & STD	973.35	4,000.00	-3,026.65	24.3%
410.156 · Hospitalization	27,365.19	130,000.00	-102,634.81	21.1%
410.161 · Social Security	17,554.15	69,000.00	-51,445.85	25.4%
410.162 · Unemployment Compensation	756.10	8,000.00	-7,243.90	9.5%
410.163 · FSA	1,097.69	4,500.00	-3,402.31	24.4%
410.164 · HRA	1,196.59	6,000.00	-4,803.41	19.9%
410.18 · Wages - Crossing Guards	25,312.00	81,000.00	-55,688.00	31.2%
410.181 · Wages - Jail Guards	55.00	1,000.00	-945.00	5.5%
410.19 · O.T. Police (see 380.12 Reimb.)	11,654.36	20,000.00	-8,345.64	58.3%
410.191 · Court /School - Reimb Expenses	520.00	2,000.00	-1,480.00	26.0%
410.192 · Court Overtime	3,261.95	40,000.00	-36,738.05	8.2%
410.193 · DANET O.T. (See 380.05 offset)	2,265.29	5,000.00	-2,734.71	45.3%
410.21 · Office Supplies/Postage	736.27	3,000.00	-2,263.73	24.5%
410.22 · Ammunition	0.00	1,500.00	-1,500.00	0.0%
410.23 · Uniform Allowance	1,038.84	7,700.00	-6,661.16	13.5%
410.232 · Uniform Allowance - Crossing ...	0.00	1,250.00	-1,250.00	0.0%
410.24 · Fuel Expense	1,622.28	13,000.00	-11,377.72	12.5%
410.25 · Maintenance Equip.-Supplies	10.99	3,500.00	-3,489.01	0.3%
410.26 · Minor Equipment	125.00	5,000.00	-4,875.00	2.5%
410.32 · Communications	2,215.22	12,000.00	-9,784.78	18.5%
410.321 · IT Expense	1,770.00	5,000.00	-3,230.00	35.4%
410.354 · Worker's Compensation	10,081.26	43,000.00	-32,918.74	23.4%
410.355 · Worker's Comp.--School Guards	1,589.70	6,500.00	-4,910.30	24.5%
410.37 · Vehicle Maintenance	477.90	10,000.00	-9,522.10	4.8%
410.42 · Dues Police Chief	814.00	900.00	-86.00	90.4%

**BOROUGH OF CRAFTON
GENERAL FUND FINANCIAL REPORT**

January 1, 2017 to March 31, 2017

	Jan - Mar 17	Budget	\$ Over Bud...	% of Bu...
410.421 · Dues - Police Officers	0.00	700.00	-700.00	0.0%
410.45 · Animal Control	945.00	4,800.00	-3,855.00	19.7%
410.53 · Civil Service Commission	47.00	2,500.00	-2,453.00	1.9%
410.74 · Capital Outlay	0.00	36,000.00	-36,000.00	0.0%
410.75 · Training - Police Officers	1,776.18	8,000.00	-6,223.82	22.2%
410.751 · Training - Police Chief	50.00	1,500.00	-1,450.00	3.3%
410.76 · Computer Expense	2,396.00	6,000.00	-3,604.00	39.9%
410.77 · Video Recording Devices	0.00	8,000.00	-8,000.00	0.0%
Total 410 · Police Services	299,151.22	1,277,350.00	-978,198.78	23.4%
411 · Fire Protection				
411.10 · Physicals-Annual CVFD	0.00	6,000.00	-6,000.00	0.0%
411.22 · Operating Supplies	799.57	2,500.00	-1,700.43	32.0%
411.23 · Minor Equip. Repair	300.60	5,000.00	-4,699.40	6.0%
411.231 · Minor Equip. Purchase	0.00	5,000.00	-5,000.00	0.0%
411.24 · Fuel, Oil	842.39	4,500.00	-3,657.61	18.7%
411.32 · Communications	1,188.98	6,000.00	-4,811.02	19.8%
411.354 · Worker's Compensation	3,999.00	18,000.00	-14,001.00	22.2%
411.37 · Vehicle Maintenance	3,455.91	10,000.00	-6,544.09	34.6%
411.38 · Hydrant Rental	5,918.33	23,250.00	-17,331.67	25.5%
411.45 · Equip. Inspection & Testing	2,912.81	5,500.00	-2,587.19	53.0%
411.53 · Annual Contribution	9,999.99	40,000.00	-30,000.01	25.0%
411.70 · Major Equipment	604.79	20,300.00	-19,695.21	3.0%
411.75 · Building Fund - Utilities	0.00	0.00	0.00	0.0%
411.90 · Trf to Major Equipment Fund	0.00	37,400.00	-37,400.00	0.0%
411.901 · Trf to Minor Equipment Fund	0.00	22,000.00	-22,000.00	0.0%
Total 411 · Fire Protection	30,022.37	205,450.00	-175,427.63	14.6%
413 · Building Inspection				
413.12 · Salary - Fire Marshal	0.00	500.00	-500.00	0.0%
413.13 · Salary - Ordinance Officer	1,200.00	13,000.00	-11,800.00	9.2%
413.14 · Zoning Inspections	3,003.00	8,500.00	-5,497.00	35.3%
413.15 · Training & Education	0.00	500.00	-500.00	0.0%
413.161 · Social Security	91.80	800.00	-708.20	11.5%
413.162 · Unemployment Compensation	11.75	500.00	-488.25	2.4%
413.21 · Office Supplies	18.46	200.00	-181.54	9.2%
413.24 · Fuel	25.86	1,000.00	-974.14	2.6%
413.32 · Communic/Internet - Ord. Offcr	228.88	2,000.00	-1,771.12	11.4%
413.354 · Worker's Compensation	9.24	500.00	-490.76	1.8%
413.37 · Vehicle Repairs	136.98	1,000.00	-863.02	13.7%
413.45 · Demolition-Blight Props	84.70	15,000.00	-14,915.30	0.6%
413.47 · Bldg Permit DCED	64.00	200.00	-136.00	32.0%
414.12 · Bldg Permit-Inspection Fees	704.00	12,000.00	-11,296.00	5.9%
414.14 · ZHB - Court Reporter/Sec'y	0.00	500.00	-500.00	0.0%
414.21 · ZHB Office-Adv-Postage	107.00	250.00	-143.00	42.8%
414.31 · ZHB Legal Services	0.00	2,000.00	-2,000.00	0.0%
414.41 · ZHB Fee Refunds	0.00	0.00	0.00	0.0%
414.46 · Recodify Boro Ordinances	1,195.00	1,500.00	-305.00	79.7%
Total 413 · Building Inspection	6,880.67	59,950.00	-53,069.33	11.5%
427 · Refuse - Recycling Removal				
427.10 · Garbage Contract	111,399.00	445,600.00	-334,201.00	25.0%
427.12 · Recycling Contract	17,808.15	71,350.00	-53,541.85	25.0%
Total 427 · Refuse - Recycling Removal	129,207.15	516,950.00	-387,742.85	25.0%

**BOROUGH OF CRAFTON
GENERAL FUND FINANCIAL REPORT**

January 1, 2017 to March 31, 2017

	<u>Jan - Mar 17</u>	<u>Budget</u>	<u>\$ Over Bud...</u>	<u>% of Bu...</u>
430 · Public Works Department				
430.10 · Salary - P/W Supervisor	16,900.02	67,600.00	-50,699.98	25.0%
430.14 · Salaries - Full Time Employees	72,698.88	295,000.00	-222,301.12	24.6%
430.15 · Wages - Reg. Overtime Pay	0.00	3,000.00	-3,000.00	0.0%
430.154 · Health & Accident & STD	642.45	2,300.00	-1,657.55	27.9%
430.156 · Hospitalization	26,530.74	105,000.00	-78,469.26	25.3%
430.16 · Wages - Part Time	0.00	1,500.00	-1,500.00	0.0%
430.161 · Social Security	7,138.16	26,000.00	-18,861.84	27.5%
430.162 · Unemployment Compensation	52.67	3,500.00	-3,447.33	1.5%
430.163 · FSA	235.00	3,000.00	-2,765.00	7.8%
430.164 · HRA	3,491.66	5,500.00	-2,008.34	63.5%
430.18 · Wages - Seasonal Employment	2,088.00	25,000.00	-22,912.00	8.4%
430.21 · Public Works - Misc. Supplies	196.51	2,000.00	-1,803.49	9.8%
430.23 · Uniforms	837.39	6,000.00	-5,162.61	14.0%
430.24 · Fuel	2,114.42	10,000.00	-7,885.58	21.1%
430.25 · Repairs - Maintenance	961.36	12,000.00	-11,038.64	8.0%
430.26 · Small Tools	747.00	4,000.00	-3,253.00	18.7%
430.27 · Computer H/W & S/W	0.00	0.00	0.00	0.0%
430.31 · Engineering Services	4,466.25	55,000.00	-50,533.75	8.1%
430.32 · Communications	900.48	3,500.00	-2,599.52	25.7%
430.354 · Worker's Compensation	6,954.84	28,000.00	-21,045.16	24.8%
430.356 · Drug/Alcohol Testing	0.00	500.00	-500.00	0.0%
430.36 · Utilities	2,335.35	7,000.00	-4,664.65	33.4%
430.37 · Vehicle Repairs	3,737.36	10,000.00	-6,262.64	37.4%
430.42 · Licenses, Permits and Training	371.00	1,000.00	-629.00	37.1%
430.74 · Capital Outlay - minor equip	0.00	5,000.00	-5,000.00	0.0%
430.741 · Capital Outlay - truck	0.00	0.00	0.00	0.0%
430.742 · Pub.Works - Cap. Outlay Equip	0.00	5,000.00	-5,000.00	0.0%
432.14 · Wages - Snow Removal Overtime	2,276.09	10,000.00	-7,723.91	22.8%
432.22 · Anti-Skid Materials	27,296.75	50,000.00	-22,703.25	54.6%
433.22 · Signs & Posts	254.55	5,000.00	-4,745.45	5.1%
433.45 · Signals Maintenance	462.50	10,000.00	-9,537.50	4.6%
433.451 · Electricity Signals	1,344.09	4,500.00	-3,155.91	29.9%
434.45 · Street Lighting	20,349.87	90,000.00	-69,650.13	22.6%
435.22 · Material Curbing Supplies	0.00	500.00	-500.00	0.0%
435.245 · Stairs and Sidewalks	0.00	5,000.00	-5,000.00	0.0%
438.22 · Material Roads Supplies	2,123.30	10,000.00	-7,876.70	21.2%
438.38 · Rental Equipment	5.02	1,500.00	-1,494.98	0.3%
Total 430 · Public Works Department	207,511.71	872,900.00	-665,388.29	23.8%
452 · Recreation				
452.01 · Social Security	0.00	6,500.00	-6,500.00	0.0%
452.14 · Wages - Pool Personnel	0.00	72,000.00	-72,000.00	0.0%
452.15 · Wages - Pool Concess.	0.00	11,000.00	-11,000.00	0.0%
452.162 · Unemployment Compensation	29.93	1,000.00	-970.07	3.0%
452.20 · Pool Lic., Pmts,Trng, Cirnc	0.00	1,500.00	-1,500.00	0.0%
452.21 · Maintenance Supplies	0.00	2,500.00	-2,500.00	0.0%
452.22 · Pool Filtration	0.00	12,000.00	-12,000.00	0.0%
452.23 · Operating Supplies	0.00	5,000.00	-5,000.00	0.0%
452.25 · Pool Repairs/Maintenance	764.72	2,500.00	-1,735.28	30.6%
452.26 · Pool Minor Equipment	0.00	3,000.00	-3,000.00	0.0%
452.27 · Computer H/W & Internet	111.90	1,000.00	-888.10	11.2%
452.31 · Rec. Comprehens. Plan Services	0.00	0.00	0.00	0.0%
452.32 · Communications	137.10	500.00	-362.90	27.4%
452.354 · Worker's Compensation	1,391.01	4,000.00	-2,608.99	34.8%
452.36 · Utilities	642.93	12,000.00	-11,357.07	5.4%
452.37 · Pool Bldgs - Rep/Maint	0.00	7,000.00	-7,000.00	0.0%
452.371 · Concession - Rep/Maint/Eq	0.00	4,000.00	-4,000.00	0.0%

BOROUGH OF CRAFTON
GENERAL FUND FINANCIAL REPORT

January 1, 2017 to March 31, 2017

	Jan - Mar 17	Budget	\$ Over Bud...	% of Bu...
453.14 · Wages - Mini Golf	0.00	0.00	0.00	0.0%
453.21 · Supplies - Concession Stand	0.00	15,000.00	-15,000.00	0.0%
453.23 · Sr. Dinner (offset 367.50)	1,097.97	3,500.00	-2,402.03	31.4%
453.49 · Rec. Activities - Expenses	0.00	1,000.00	-1,000.00	0.0%
Total 452 · Recreation	4,175.56	165,000.00	-160,824.44	2.5%
454 · Parks & Shade Trees				
454.25 · Maintenance Supplies	0.00	1,500.00	-1,500.00	0.0%
454.26 · Minor Equipment	0.00	1,000.00	-1,000.00	0.0%
454.36 · Utilities	1,082.50	4,000.00	-2,917.50	27.1%
454.37 · Maintenance - Repairs Services	1,104.54	7,500.00	-6,395.46	14.7%
454.75 · Park Equip.- Cap.Improvements	0.00	5,000.00	-5,000.00	0.0%
454.76 · Refunds - Park Shelters	0.00	100.00	-100.00	0.0%
455.22 · Shade Tree Operating Supplies	0.00	500.00	-500.00	0.0%
455.44 · Shade Tree - Arborist	0.00	3,000.00	-3,000.00	0.0%
455.45 · Tree Maint.- Plantings	0.00	5,000.00	-5,000.00	0.0%
455.46 · Boro Gardens	0.00	1,000.00	-1,000.00	0.0%
Total 454 · Parks & Shade Trees	2,187.04	28,600.00	-26,412.96	7.6%
456 · Community Services				
456.54 · Library Contributions	17,500.02	70,000.00	-52,499.98	25.0%
458.22 · Comm Ctr Supplies	0.00	250.00	-250.00	0.0%
458.55 · Crafton Performing Arts	0.00	250.00	-250.00	0.0%
458.56 · Borough Tributes	319.79	1,000.00	-680.21	32.0%
458.57 · Misc. Contributions	0.00	200.00	-200.00	0.0%
462.34 · Community Dev/Promotion	550.00	500.00	50.00	110.0%
462.50 · Military Banner Expenses	2,140.00			
Total 456 · Community Services	20,509.81	72,200.00	-51,690.19	28.4%
471 · Debt Services - Principal				
471.21 · PNC-Duncan Gen Ob Note	65,138.05	257,500.00	-192,361.95	25.3%
471.35 · PNC Lease Agmt. Hvy Eq.	4,052.15	16,500.00	-12,447.85	24.6%
Total 471 · Debt Services - Principal	69,190.20	274,000.00	-204,809.80	25.3%
472 · Debt Services - Interest				
472.21 · PNC-Duncan Prop-Interest	3,405.29	17,500.00	-14,094.71	19.5%
472.35 · PNC Lease Agmt. Hvy Eq.	986.08	3,800.00	-2,813.92	25.9%
Total 472 · Debt Services - Interest	4,391.37	21,300.00	-16,908.63	20.6%
480 · Insurance				
480.03 · Drug Screening	0.00	1,800.00	-1,800.00	0.0%
486.00 · Compreh. Liability/Property Ins	77,182.38	80,000.00	-2,817.62	96.5%
486.81 · Property Loss Claims-Borough	3,879.86	10,000.00	-6,120.14	38.8%
Total 480 · Insurance	81,062.24	91,800.00	-10,737.76	88.3%
483 · Agency And Trust				
483.001 · Police Pension Contrib.	9,597.28	35,000.00	-25,402.72	27.4%
483.02 · Foreign Fire Relief	0.00	31,000.00	-31,000.00	0.0%
483.10 · Police Pension Fund MMO	0.00	75,000.00	-75,000.00	0.0%
483.30 · Employee Pension Fund MMO	0.00	71,000.00	-71,000.00	0.0%
Total 483 · Agency And Trust	9,597.28	212,000.00	-202,402.72	4.5%
492 · Interfund Operating Transfers				
492.30 · Transf. to Capital Reserve Fund	0.00	0.00	0.00	0.0%
Total 492 · Interfund Operating Transfers	0.00	0.00	0.00	0.0%

**BOROUGH OF CRAFTON
GENERAL FUND FINANCIAL REPORT**

January 1, 2017 to March 31, 2017

	<u>Jan - Mar 17</u>	<u>Budget</u>	<u>\$ Over Bud...</u>	<u>% of Bu...</u>
66900 · Reconciliation Discrepancies	-160.00			
Total Expense	1,015,567.53	4,289,000.00	-3,273,432.47	23.7%
Net Income	333,078.55	0.00	333,078.55	100.0%

**Capital Projects Reserve Fund
Capital Project Reserve Fund Financial Report**

January 1, 2017 to March 31, 2017

Accrual Basis

	<u>Jan - Mar 17</u>	<u>Budget</u>	<u>\$ Over Bud...</u>	<u>% of Budget</u>
Income				
354.01 GROW Grant Alcosan	0.00	213,000.00	-213,000.00	0.0%
354.02 Small Water/Sewer Grant	0.00	164,000.00	-164,000.00	0.0%
355.12 DCED - Planning Grant	29,132.94	47,000.00	-17,867.06	62.0%
395.01 GF Reserve Trf-PLGIT	0.00	175,000.00	-175,000.00	0.0%
Total Income	29,132.94	599,000.00	-569,867.06	4.9%
Expense				
409.10 Boro Bldg Upgrades	0.00	20,000.00	-20,000.00	0.0%
411.74 CVFD-SCBA Equip Reserve	0.00	78,000.00	-78,000.00	0.0%
414.75 Multi-Munic. Comp Plan	43,546.35	47,000.00	-3,453.65	92.7%
429.611 GROW Grant-Expenditure	0.00	258,000.00	-258,000.00	0.0%
429.612 Small Water/Sewer Grant	0.00	193,000.00	-193,000.00	0.0%
430.74 P/W Equipment	0.00	3,000.00	-3,000.00	0.0%
Total Expense	43,546.35	599,000.00	-555,453.65	7.3%
Net Income	-14,413.41	0.00	-14,413.41	100.0%

**Road Tax Fund
ROAD TAX FUND FINANCIAL REPORT**

January 1, 2017 through March 31, 2017

Cash Basis


	<u>Jan - Mar 17</u>	<u>Budget</u>	<u>\$ Over Budget</u>	<u>% of B...</u>
Income				
301.10 Road Tax - Current	0.00	430,000.00	-430,000.00	0.0%
301.20 Road Tax - Prior	0.00	15,000.00	-15,000.00	0.0%
319.01 Road Tax - P & I	0.00	5,000.00	-5,000.00	0.0%
399.00 Cap Proj. Fund Carryover	0.00	240,000.00	-240,000.00	0.0%
Total Income	0.00	690,000.00	-690,000.00	0.0%
Expense				
430.31 Engineering - Roads	5,263.75	78,000.00	-72,736.25	6.7%
438.45 Road - Contract Services	0.00	10,000.00	-10,000.00	0.0%
438.74 Cap. Outlay - Equipment	0.00	35,000.00	-35,000.00	0.0%
439.45 Road Paving Program	0.00	567,000.00	-567,000.00	0.0%
491.20 Tax Refund - Prior	744.56			
Total Expense	6,008.31	690,000.00	-683,991.69	0.9%
Net Income	-6,008.31	0.00	-6,008.31	100.0%

Sewer Fund Sewer Fund Financial Report

January 1, 2017 to March 31, 2017

Cash Basis

	Jan - Mar 17	Budget	\$ Over Bud...	% of ...
Income				
319 · Interest/Penalty-Jordan	5,151.68	25,000.00	-19,848.32	20.6%
341 · Interest on Investment-PLGIT	1,056.22	500.00	556.22	211.2%
364 · Current Sewer User Fees	484,862.24	1,750,000.00	-1,265,137.76	27.7%
364.01 · Delinquent Sewer User F...	4,090.04	20,000.00	-15,909.96	20.5%
380 · Other - Alcosan Billing Rei...	6,373.51	6,000.00	373.51	106.2%
382 · Misc Income	85,144.10	0.00	85,144.10	100.0%
383.10 · Sewer Tap In Fees	0.00	0.00	0.00	0.0%
399 · Sinking Fund Carryover	0.00	0.00	0.00	0.0%
Total Income	586,677.79	1,801,500.00	-1,214,822.21	32.6%
Expense				
421 · Office Supplies-Postage	0.00	500.00	-500.00	0.0%
425 · Maint/Rep.Materials	1,765.54	4,000.00	-2,234.46	44.1%
430 · Billing Fee - PAWC/Jordan	6,523.52	65,000.00	-58,476.48	10.0%
431 · Prof. Services - Engineering	42,465.52	150,000.00	-107,534.48	28.3%
432 · Prof. Services - Legal	0.00	1,000.00	-1,000.00	0.0%
436 · Alocsan - Qtrly Usage Chgs	212,825.22	932,500.00	-719,674.78	22.8%
437 · Equipment Repairs	2,592.99	12,000.00	-9,407.01	21.6%
438 · Fuel - Sweeper- Trk#108	748.66	3,000.00	-2,251.34	25.0%
439 · Water - St Sweeper	0.00	500.00	-500.00	0.0%
442 · Dues - Permits	7,913.66	7,500.00	413.66	105.5%
445 · Vactor charge	0.00	10,000.00	-10,000.00	0.0%
446 · Munic. Claim Commission	1,524.59	4,000.00	-2,475.41	38.1%
470.1 · Principal - Pennvest I	9,217.95	51,000.00	-41,782.05	18.1%
470.2 · Principal - Pennvest II	12,562.67	37,500.00	-24,937.33	33.5%
471.1 · Interest - Pennvest I	2,919.99	16,000.00	-13,080.01	18.2%
471.2 · Interest - Pennvest II	4,021.60	11,500.00	-7,478.40	35.0%
473 · COA Requirements	6,022.00	460,500.00	-454,478.00	1.3%
492 · Capital Project - Reserve Fu...	0.00	35,000.00	-35,000.00	0.0%
Total Expense	311,103.91	1,801,500.00	-1,490,396.09	17.3%
Net Income	275,573.88	0.00	275,573.88	100.0%



Jordan Tax Service, Inc.

102 Rahway Road • McMurray, PA 15317-3349

(412) 835-5243 • Fax (412) 835-5244

(724) 731-2300 • Fax (724) 731-2398

www.jordantax.com

Tax & Record
Services

Municipal

Business

Individual

ACT 511, Trash Collection, & Property Tax Collection Reports March 2017

April 13, 2017

Borough of Crafton
Ann C. Scott, Borough Manager
Municipal Building
100 Stotz Avenue
Pittsburgh, PA 15205

RE: Delinquent Earned Income & Net Profits Tax
Collection Summary Report
March, 2017

Detailed below are the Delinquent Earned Income Tax Collections remitted to the Borough for the Month of March, 2017:

PERIOD	TAX	PEN & INT	MUNICIPAL SHARE (50.00%)	
			MONTH	YEAR TO DATE
2011 and Prior	\$ 5,458.47	\$ 599.06	\$ 6,057.53	\$ 11,767.39
Add: Commissions	605.42	-	605.42	1,173.60
Refunds Issued	-	-	-	-
Net Collections	<u>\$ 6,063.89</u>	<u>\$ 599.06</u>	<u>\$ 6,662.95</u>	<u>\$ 12,940.99</u>

Amounts Transferred:

Date	Reference	Amount
03/31/17	Ck #1858	\$ 6,662.95

Total Transfers \$ 6,662.95

We have enclosed our invoice for services.

Very truly yours,
JORDAN TAX SERVICE, INC.

WILLIAM R. LINNERT, JR.


EIT COLLECTION REPORT - MARCH 2017

CURRENT YEAR TO DATE DISTRIBUTIONS

	Resident Tax Amount	Non-Pen/Int Resident Tax Amount	Costs & Credits	Total Collections	Dist Year	Resident Tax Amount	Non-Pen/Int Resident Tax Amount	TCD Commission	Charges & Credits	Total Distribution
2012 Collections	161.17	(6.67)	0.00	154.50	2017	161.17	(6.67)	(2.83)	0.00	\$151.67
2013 Collections	575.02	0.00	0.00	575.02	2017	575.02	0.00	(10.32)	0.00	\$564.70
2014 Collections	990.86	0.00	0.00	990.86	2017	990.86	0.00	(16.52)	0.00	\$974.34
2014 Refunds	(265.50)	0.00	0.00	(265.50)	2017	(265.50)	0.00	0.00	0.00	(\$265.50)
2015 Collections	(320.35)	0.00	0.00	(304.15)	2017	(320.35)	0.00	(25.11)	0.00	(\$329.26)
2015 Refunds	(101.50)	0.00	0.00	(101.50)	2017	(101.50)	0.00	0.00	0.00	(\$101.50)
2016 Collections	199,245.24	1,609.93	0.00	200,855.17	2017	199,245.24	1,609.93	(3,590.89)	0.00	\$197,264.28
2016 Refunds	(6,470.00)	0.00	0.00	(6,470.00)	2017	(6,470.00)	0.00	0.00	0.00	(\$6,470.00)
2017 Collections	13,305.01	19.32	0.00	13,324.33	2017	13,305.01	19.32	(195.08)	0.00	\$13,129.25
Current Year To Date	207,119.95	1,622.58	0.00	208,758.73	2017	207,119.95	1,622.58	(3,840.75)	0.00	\$204,917.98

TOTAL DISTRIBUTIONS BY TAX YEAR SINCE INCEPTION

	Resident Tax Amount	Non-Pen/Int Resident Tax Amount	Costs & Credits	Total Collections	Dist Year	Resident Tax Amount	Non-Pen/Int Resident Tax Amount	TCD Commission	Charges & Credits	Total Distribution
2012 Collections	718,573.46	8,202.07	0.00	727,351.06	ALL	718,573.46	8,202.07	(13,160.56)	0.00	\$714,190.50
2012 Refunds	(20,603.00)	0.00	0.00	(20,603.00)	ALL	(20,603.00)	0.00	0.00	0.00	(\$20,603.00)
2013 Collections	754,786.56	8,394.01	0.00	763,356.07	ALL	754,786.56	8,394.01	(13,709.73)	0.00	\$749,646.34
2013 Refunds	(27,130.50)	0.00	0.00	(27,130.50)	ALL	(27,130.50)	0.00	0.00	0.00	(\$27,130.50)
2014 Collections	779,758.86	5,197.54	0.00	785,123.34	ALL	779,758.86	5,197.54	(14,030.50)	0.00	\$771,092.84
2014 Refunds	(27,941.50)	0.00	0.00	(27,941.50)	ALL	(27,941.50)	0.00	0.00	0.00	(\$27,941.50)
2015 Collections	810,622.86	5,253.31	0.00	815,954.87	ALL	810,622.86	5,253.31	(14,630.60)	0.00	\$801,324.27
2015 Refunds	(29,399.50)	(61.00)	0.00	(29,460.50)	ALL	(29,399.50)	(61.00)	0.00	0.00	(\$29,460.50)
2016 Collections	782,187.14	5,829.76	0.00	788,016.90	ALL	782,187.14	5,829.76	(14,052.54)	0.00	\$773,964.36
2016 Refunds	(6,470.00)	0.00	0.00	(6,470.00)	ALL	(6,470.00)	0.00	0.00	0.00	(\$6,470.00)
2017 Collections	13,305.01	19.32	0.00	13,324.33	ALL	13,305.01	19.32	(195.08)	0.00	\$13,129.25
Tax Year Totals	3,747,689.39	32,835.01	0.00	3,781,521.07	ALL	3,747,689.39	32,835.01	(69,779.01)	0.00	\$3,711,742.06



Jordan Tax Service, Inc.

102 Rahway Road • McMurray, PA 15317-3349

(412) 835-5243 • Fax (412) 835-5244

(724) 731-2300 • Fax (724) 731-2398

www.jordantax.com

Tax & Record
Services

Municipal

Business

Individual

April 13, 2017

Borough of Crafton
Ann C. Scott, Borough Manager
Municipal Building
100 Stotz Avenue
Pittsburgh, PA 15205

RE: Business Privilege Tax
Collection Summary Report
March, 2019

Detailed below are the Business Privilege Tax Collections remitted to the Borough for the Collection Period of March 1, 2017 through March 31, 2017:

<u>PERIOD</u>	<u>TAX</u>	<u>LICENSE</u>	<u>PEN & INT</u>	<u>TOTAL COLLECTIONS</u>	<u>YEAR TO DATE</u>
2015 and Prior	\$ -	\$ -	\$ -	\$ -	\$ -
2016	33.75	10.00	4.38	48.13	316.31
2017	-	40.00	-	40.00	101.45
Total Collections	<u>33.75</u>	<u>50.00</u>	<u>4.38</u>	<u>88.13</u>	<u>417.76</u>
Refunds Issued	-	-	-	-	-
	<u>\$ 33.75</u>	<u>\$ 50.00</u>	<u>\$ 4.38</u>		
Net Collections				<u>\$ 88.13</u>	<u>\$ 417.76</u>


Amounts Deposited:

<u>Date</u>	<u>Batch #</u>	<u>Amount</u>
02/27/17	33	\$ 48.13
03/01/17	02	20.00
03/15/17	03	10.00
03/22/17	04	10.00
Total Deposited		<u>\$ 88.13</u>

We have enclosed our invoice for services.

Very truly yours,
JORDAN TAX SERVICE, INC.

WILLIAM R. LINNERT, JR.



Jordan Tax Service, Inc.

102 Rahway Road • McMurray, PA 15317-3349
(412) 835-5243 • Fax (412) 835-5244
(724) 731-2300 • Fax (724) 731-2398
www.jordantax.com

Tax & Record
Services
Municipal
Business
Individual

April 13, 2017

Borough of Crafton
Ann C. Scott, Borough Manager
Municipal Building
100 Stotz Avenue
Pittsburgh, PA 15205

RE: Mercantile Tax
Collection Summary Report
March, 2017

Detailed below are the Mercantile Tax Collections remitted to the Borough for the Collection Period of March 1, 2017 through March 31, 2017:

<u>PERIOD</u>	<u>TAX</u>	<u>PEN & INT</u>	<u>TOTAL COLLECTIONS</u>	<u>YEAR TO DATE</u>
2015 and Prior	\$ -	\$ -	\$ -	\$ -
2016	814.87	-	814.87	31,961.16
2017	-	-	-	-
	<u>\$ 814.87</u>	<u>\$ -</u>		
Total Collections			<u>\$ 814.87</u>	<u>\$ 31,961.16</u>

Amounts Deposited:


<u>Date</u>	<u>Batch #</u>	<u>Amount</u>
02/27/17	26	\$ 22.54
03/01/17	27	10.01
03/15/17	28	782.32

Total Deposited \$ 814.87

We have enclosed our invoice for services.

Very truly yours,
JORDAN TAX SERVICE, INC.

WILLIAM R. LINNERT, JR.



Jordan Tax Service, Inc.

102 Rahway Road • McMurray, PA 15317-3349

(412) 835-5243 • Fax (412) 835-5244

(724) 731-2300 • Fax (724) 731-2398

www.jordantax.com

Tax & Record
Services

Municipal

Business

Individual

April 13, 2017

Borough of Crafton
Ann C. Scott, Borough Manager
Municipal Building
100 Stotz Avenue
Pittsburgh, PA 15205

RE: Local Services Tax Collections
Collection Summary Report
March, 2017

Detailed below are the Local Services Tax Collections remitted to the Borough for the Collection Period of March 1, 2017 through March 31, 2017:

<u>PERIOD</u>	<u>TAX</u>	<u>PEN & INT</u>	<u>TOTAL COLLECTIONS</u>	<u>YEAR TO DATE</u>
2015 and Prior	\$ -	\$ -	\$ -	\$ -
2016	1,147.36	-	1,147.36	12,058.13 ✓
2017	-	-	-	-
Total Collections	1,147.36	-	1,147.36	12,058.13
Refunds Issued	(470.58)	-	(470.58)	(470.58) ✓
	<u>\$ 676.78</u>	<u>\$ -</u>		
Net Collections			<u>\$ 676.78</u>	<u>\$ 11,587.55</u>

Amounts Remitted:


<u>Date</u>	<u>Batch #</u>	<u>Amount</u>
02/27/17	44	\$ 874.36
03/08/17	46	258.00
03/16/17	48	2.00
03/20/17	49	13.00

Total Deposited \$ 1,147.36

We have enclosed our invoice for services.

Very truly yours,
JORDAN TAX SERVICE, INC.

WILLIAM R. LINNERT, JR.



Jordan Tax Service, Inc.

102 Rahway Road • McMurray, PA 15317-3349

(412) 835-5243 • Fax (412) 835-5244

(724) 731-2300 • Fax (724) 731-2398

www.jordantax.com

Tax & Record
Services
Municipal
Business
Individual

April 13, 2017

Borough of Crafton
Ann C. Scott, Borough Manager
Municipal Building
100 Stotz Avenue
Pittsburgh, PA 15205

RE: Trash Removal
Collection Summary Report
March, 2017

Detailed below are the 2017 Trash Removal Collections remitted to the Borough for the Month of March, 2017:

	<u>BILLING FEE</u>	<u>GARBAGE</u>	<u>TOTAL</u> <u>CURRENT PERIOD</u>	<u>YEAR TO DATE</u>
FACE TAX	\$ 2,785.00	\$ 135,497.51	\$ 138,282.51	\$ 404,609.91
Less: Discount	-	(4,458.08)	(4,458.08)	(17,353.18)
Plus: Penalty	-	-	-	-
Total Collections	\$ 2,785.00	\$ 131,039.43	\$ 133,824.43	\$ 387,256.73


Amounts Deposited:

<u>Date</u>	<u>Batch #</u>	<u>Amount</u>
03/01/17	08	\$ 34,435.76
03/02/17	09	19,884.40
03/03/17	Adj B#09	0.02
03/08/17	10	34,643.10
03/10/17	11	6,240.00
03/14/17	12	5,531.45
03/20/17	13	10,478.25
03/28/17	14	13,543.05
03/31/17	15	9,068.40
Total		133,824.43 ✓
Less: Refunds		-
Total Deposits		\$ 133,824.43

	<u>BILLING</u>	<u>GARBAGE</u>	<u>YEAR-TO-DATE</u>
FACE BALANCE 2/1/2017	\$ 9,875.00	\$ 552,896.00	\$ 562,771.00
Add: Additions	-	-	-
Less: Deletions	-	-	-
ADJUSTED FACE BALANCE	9,875.00	552,896.00	562,771.00
Less: Total Collections	(7,480.00)	(397,129.91)	(404,609.91)
Less: Turned Over to Delinquent	-	-	-
FACE BALANCE 03/31/2017	\$ 2,395.00	\$ 155,766.09	\$ 158,161.09

Very truly yours,
JORDAN TAX SERVICE, INC.

William R. Linnert, Jr.
WILLIAM R. LINNERT, JR.



Jordan Tax Service, Inc.

102 Rahway Road • McMurray, PA 15317-3349

(412) 835-5243 • Fax (412) 835-5244

(724) 731-2300 • Fax (724) 731-2398

www.jordantax.com

Tax & Record
Services

Municipal

Business

Individual

April 13, 2017

Borough of Crafton
Ann C. Scott, Borough Manager
Municipal Building
100 Stotz Avenue
Pittsburgh, PA 15205

RE: Real Estate Taxes
Collection Summary Report
March, 2017

Detailed below are the 2017 Real Estate Tax Collections deposited to the Borough account for the Month of March, 2017:

	CURRENT PERIOD			YEAR TO DATE
	REAL ESTATE	ROAD	TOTAL	
FACE TAX	\$ 199,159.42	\$ 67,440.19	\$ 266,599.61	\$ 266,599.61
Less: Discount	(3,949.42)	(1,337.33)	(5,286.75)	(5,286.75)
Plus: Penalty	-	-	-	-
Total Collections	\$ 195,210.00	\$ 66,102.86	\$ 261,312.86	\$ 261,312.86

Amounts Deposited:

Date	Batch #	Amount
03/07/17	01	\$ 62,917.19
03/10/17	02	54,966.17
03/16/17	03	71,745.97
03/21/17	04	30,877.94
03/28/17	05	40,805.59
Total Deposits		261,312.86
Less: Refunds:		-
Net Collections		\$ 261,312.86

	2016		2017		TOTAL
	REAL ESTATE	ROAD	REAL ESTATE	ROAD	
FACE BALANCE 3/1/2017	\$ -	\$ -	\$ 1,493,726.79	\$ 505,811.75	\$ 1,999,538.54
Add: Additions	-	-	-	-	-
Less: Exonerations	-	-	-	-	-
ADJUSTED FACE BALANCE	-	-	1,493,726.79	505,811.75	1,999,538.54
Less: Total Collections	-	-	(199,159.42)	(67,440.19)	(266,599.61)
Less: Turned Over to Delinquent	-	-	-	-	-
FACE BALANCE 3/31/2017	\$ -	\$ -	\$ 1,294,567.37	\$ 438,371.56	\$ 1,732,938.93


Very truly yours,
JORDAN TAX SERVICE, INC.

William R. Linnert, Jr.
WILLIAM R. LINNERT, JR.

Tax Collector's Monthly Report to Taxing Districts

For the Month of MARCH, 2017
 BOROUGH OF CRAFTON Taxing District

	Real Estate	Road	Prior Years Real Estate	Prior Years Road
A. Collections				
1.	Balance Collectable-Beginning of Month	1,493,726.79	0.00	0.00
2A.	Additions: During the Month(*)			
2B.	Deductions: Credits During the Month - (from line 17)			
3.	Total Collectable	1,493,726.79	0.00	0.00
4.	Less: Face Collections for the Month	199,159.42		
5.	Less: Deletions from the List (Gentrifications)			
6.	Less: Exonerations (*)			
7.	Less: Liens/Non-Lienable Installments(*)			
8.	Balance Collectable - End of Month	1,294,567.37	0.00	0.00
B. Reconciliation of Cash Collected				
9.	Face Amount of Collections - (must agree with line 4)	199,159.42	0.00	0.00
10.	Plus: Penalties	0.00		
11.	Less: Discounts	3,949.42	1,337.33	
12.	Total Cash Collector per Column	195,210.00	0.00	0.00
13.	Total Cash Collected			261,312.86
C. Payment of Taxes				
14.	Amount Remitted During the Month (*)			TOTAL ALL TAXES
	Date	Transaction #	Amount	
	3/7/2017	01	62,917.19	
	3/10/2017	02	54,966.17	
	3/16/2017	03	71,745.97	
	3/21/2017	04	30,877.94	
	3/28/2017	05	40,805.59	
			Total	\$ 261,312.86
15.	Amount paid with this Report Applicable to this Reporting Month	Trx. #		\$ 261,312.86
16.	Total Remitted This Month			\$ 261,312.86
17.	List, Other Credit Adjustments (*)	Parcel #	Name	Amount
			Total	
18.	Interest Earnings (if applicable)		\$	


 Agent Acting on behalf of the Tax Collector
 Date 4/13/17

Taxing District Use (Optional)
 Carryover from Previous Month \$ _____
 Amount Collected This Month \$ _____
 Less Amount Paid This Month \$ _____
 Ending Balance \$ _____

**+ Prior Yr. Collection: _____
 I verify this is a complete and accurate reporting of the balance collectable, taxes collected remitted for the month.
 Received by (taxing district): _____ Title: _____ Date: _____
 I acknowledge the receipt of this report.

JORDAN TAX SERVICE, INC.
102 RAILWAY ROAD
MCMURRAY, PA 15317-3349
(724) 731-2300

April 17, 2017

Borough of Crafton
 Ann C. Scott, Borough Manager
 Municipal Building
 100 Stotz Avenue
 Pittsburgh, PA 15205

Delinquent Property Tax, Trash and Sewage Collection
March 2017

Gentlemen

We are forwarding herewith counterfoils for delinquent taxes and municipal claims collected and satisfied since date of our last report. We are also forwarding deposit slips as summarized below and the Prothonotary's receipts for satisfaction costs advanced by our office.

DELINQUENT TAXES:

Receipts: #12900-12924

	Face Tax	Penalty	Interest	Costs	TOTAL
Prior	1,844.62	199.61	446.01	75.50	2,565.74
2016	5,682.43	617.24	-	82.50	6,382.17
Record/Sheriff Sale Costs					2,340.86
Commission Collected					449.10

MUNICIPAL CLAIMS: "Trash"

Receipts: #1452-1475

	Face Tax	Penalty	Interest	Costs	Comm	TOTAL
Commission Collected	3,241.46	316.83	-	100.60	-	3,658.89
						184.81

MUNICIPAL CLAIMS: "Trash"

Receipts: #3718-3720, 3722-3724, 3726-3741, 3743, 3745 (#3744 VOID)

	Face Tax	Penalty	Interest	Costs	Comm	TOTAL
*	9,196.38	321.80	217.31	1,027.00	-	10,762.49
Record/Sheriff Sale Costs						160.00
Commission Collected						577.66

MUNICIPAL CLAIMS: "Sewage"

Receipts: #3721, 3725, 3742

	Face Tax	Penalty	Interest	Costs	Comm	TOTAL
Commission Collected	1,315.06	50.04	12.06	439.00	-	1,816.16
						90.82

MUNICIPAL CLAIMS: "Sewage"

Receipts: #283

	Face Tax	Penalty	Interest	Costs	Comm	TOTAL
*	44.07	-	2.28	-	-	46.35
Commission Collected						4.64

Total Collections, Taxes and Claims:

Taxes	\$ 11,737.87	Ck. #1339	\$ 29,039.69
Trash	\$ 15,343.85	Ck. #1340	
Sewage	\$ 1,957.97	Ck. #1341	

Deposits Per Enclosed Receipts:


DATE	AMOUNT	DATE	AMOUNT	DATE	AMOUNT
03/03/17	21.00	03/08/17	1,355.83	03/17/17	50.99
03/03/17	309.08	03/08/17	6,573.27	03/17/17	100.00
03/06/17	504.06	03/09/17	779.64	03/17/17	210.40
03/06/17	1,092.50	03/13/17	700.09	03/17/17	4,743.20
03/07/17	130.00	03/14/17	25.00	03/28/17	60.00
03/07/17	178.50	03/17/17	16.50	03/28/17	4,340.93
03/07/17	7,848.70				

Total Deposits

29,039.69

*Partial Payments Not Yet Applied - \$2,760.38

JORDAN TAX SERVICE, INC.


 William R. Linnert, Jr.

**BOROUGH OF CRAFTON
POLICE DEPARTMENT**

**MARK A. SUMPTER
CHIEF OF POLICE**

100 STOTZ AVENUE
CRAFTON, PENNSYLVANIA 15205

**JAMES G. BLOOM
MAYOR**



April 20, 2017

Crafton Police responded to 256 complaints during the month of March 2017.

The following 4 pages attached show a print out of the calls answered by Crafton Police.

Paid parking tags paid at the window - \$75.00

Copies of Police Reports - \$165.00

One solicitor permit was issued for the month of March - \$840.00

No truck permits were issued for the month of March

Fines collected by the Magistrate and paid to the borough for March - \$2,593.14

There were 88 citations issued, 24 citation warnings, 5 parking tags, 12 AccuTrak – 129 total

Two EMS narcotic related calls. Naloxone (Narcan) was used two times by EMS and two times by police .

Mileage on Police Cars:

Unit #11-1 - 2,255 miles ending at 14,669

Unit #11-2 - 276 miles ending at 75,467

Unit #11-3 - 2,322 miles ending at 16,043

Respectfully submitted,

A handwritten signature in blue ink that reads "Barbara H. Berkhouse".

Barbara H. Berkhouse
Police Secretary



NorthWest EMS

366 Helen Street | McKees Rocks, PA 15136
412.331.2600 OFFICE | 412.331.3133 FAX

Crafton Borough Report February 2017

Total Run Numbers:

- Total Emergency and Non-Emergency 911 Responses: **73**
Average Response Time (E0-E4): **4 min. 39 sec.**
- Total Emergency 911 Response: **69**
Average Response Time (E0-E3): **4 min. 35 sec.**
- Total Highest Priority Response: **35**
Average Response Time (E0-E1): **4 min. 47 sec.**

Response Times by Category and NFPA Compliance:

- E0 Response: **14**
Average Response Time: **4 min. 21 sec.**
NFPA Compliance: **92.9%**
- E1 Response: **21**
Average Response Time: **5 min. 5 sec.**
NFPA Compliance: **95.2%**
- E0 + E1 Response: **35**
Average Response Time: **4 min. 47 sec.**
NFPA Compliance: **94.3%**
- E2 Response: **24**
Average Response Time: **4 min. 35 sec.**
- E3 Response: **10**
Average Response Time: **5 min. 8 sec.**
- E4 Response: **4**
Average Response Time: **7 min. 3 sec.**

Standbys:

- Carnegie EMS (Station 715) Standby Request: **0**
Calls Given to Station 715 in Crafton: **0**
- Scott Township EMS (Station 740) Standby Request: **0**
Calls Given to Station 740 in Crafton: **0**
- Ingram EMS (Station 760) Standby Request: **0**
Calls Given to Station 760 in Crafton: **0**
- Robinson EMS (Station 810) Standby Request: **0**
Calls Given to Station 810 in Crafton: **0**
- Average Response Time for Mutual Aid Services: **N/A**
- NorthWest EMS Requested to Standby: **24**
Calls Taken for Station 810: **2**
Calls Taken for Station 715: **14**
Calls Taken for Station 760: **1**

Calls taken for Southbridge EMS (Station 815): **6**
Calls Taken for Station 740: **0**



NorthWest EMS

366 Helen Street | McKees Rocks, PA 15136
412.331.2600 OFFICE | 412.331.3133 FAX

Crafton Borough EMS Report Notes

February 2017

All numbers for this report from Allegheny County 911 CAD system.

NFPA compliance target **achieved** for serious calls: E-0: **92.9%**

NFPA compliance target **achieved** for serious calls: E-1: **95.2%**

NFPA compliance target **achieved** for serious calls: E-0 + E-1: **94.3%**

Only one E-0 response missed the 8 minute target, due to the call coming in within minutes following another call in the Borough. The replacement unit was moving toward the area when the second call came in, but was not close enough to beat the 8 minute target.

Only one E-1 response missed the 8 minute target. Due to high system utilization, the crews were being moved to cover the calls as they were dispatched, and the Rennerdale crew was not in position when the Crafton call came in. The response missed the target by 1 minute 11 seconds.

NorthWest EMS, in conjunction with our parent company Ohio Valley Hospital, held a health and wellness fair at Crafton Plaza on 14 February.

Mutual aid was not needed in February.

NWEMS provided mutual aid 23 times in February as follows: Ingram (1), Robinson (2), and Carnegie (14), Southbridge (6).

FYI Carnegie EMS halted operations in late January. NWEMS is covering the area in conjunction with Scott Township EMS until a permanent solution is found. NWEMS has put in a proposal for the provision of EMS to Carnegie, and if we are successful we will station an ambulance there 24 hours/day 365 days/year. **The addition of this crew will benefit Crafton Borough as well, since our practice of moving our crews from location to location to ensure coverage will certainly benefit from the addition of another crew.** As such, Crafton community leaders and citizens are encouraged to contact Carnegie Borough community leaders in order to recommend that they opt to join in an EMS *system* that will benefit *all* area residents.

Finally, 21 calls (28.8%) occurred between the hours of 11 pm and 7 am, demonstrating the need for 24 hour coverage in the Borough.



NorthWest EMS

366 Helen Street | McKees Rocks, PA 15136
412.331.2600 OFFICE | 412.331.3133 FAX

Crafton Borough Report March 2017

Total Run Numbers:

- Total Emergency and Non-Emergency 911 Responses: **84**
Average Response Time (E0-E4): **5 min. 1 sec.**
- Total Emergency 911 Response: **80**
Average Response Time (E0-E3): **5 min. 6 sec.**
- Total Highest Priority Response: **41**
Average Response Time (E0-E1): **4 min. 51 sec.**

Response Times by Category and NFPA Compliance:

- E0 Response: **13**
Average Response Time: **4 min. 45 sec.**
NFPA Compliance: **92.3%**
- E1 Response: **28**
Average Response Time: **4 min. 54 sec.**
NFPA Compliance: **92.8%**
- E0 + E1 Response: **41**
Average Response Time: **4 min. 51 sec.**
NFPA Compliance: **92.7%**
- E2 Response: **21**
Average Response Time: **4 min. 26 sec.**
- E3 Response: **18**
Average Response Time: **6 min. 26 sec.**
- E4 Response: **4**
Average Response Time: **3 min. 16 sec.**

Standbys:

- Carnegie EMS (Station 715) Standby Request: **0**
Calls Given to Station 715 in Crafton: **0**
- Scott Township EMS (Station 740) Standby Request: **0**
Calls Given to Station 740 in Crafton: **0**
- Ingram EMS (Station 760) Standby Request: **0**
Calls Given to Station 760 in Crafton: **0**
- Robinson EMS (Station 810) Standby Request: **0**
Calls Given to Station 810 in Crafton: **0**
- Average Response Time for Mutual Aid Services: **N/A**
- NorthWest EMS Requested to Standby: **15**
Calls Taken for Station 810: **4**
Calls Taken for Station 715: **9**
Calls Taken for Station 760: **1**

Calls taken for Southbridge EMS (Station 815): **1**
Calls Taken for Station 740: **0**



NorthWest EMS

366 Helen Street | McKees Rocks, PA 15136
412.331.2600 OFFICE | 412.331.3133 FAX

Crafton Borough EMS Report Notes

March 2017

All numbers for this report from Allegheny County 911 CAD system.

NFPA compliance target **achieved** for serious calls: E-0: **92.3%**

NFPA compliance target **achieved** for serious calls: E-1: **92.8%**

NFPA compliance target **achieved** for serious calls: E-0 + E-1: **92.7%**

Only one E-0 response missed the 8 minute target, due to the call coming in within minutes following another call in the Borough. The replacement unit was moving toward the area when the second call came in, but was not close enough to beat the 8 minute target.

Only two E-1 responses missed the 8 minute target. Due to high system utilization on 7 March, the crews were being moved to cover the calls as they were dispatched, and the replacement crew was not in position when the next call came in. Actual response time was 9 minutes 41 seconds. The same situation occurred on 16 March, resulting in a 9 minute 54 second response time.

Mutual aid was not needed in March.

NWEMS provided mutual aid 15 times in March as follows: Ingram (1), Robinson (4), and Carnegie (9), Southbridge (1). Requests for response in the Borough of Carnegie remained high in March, but actual responses dropped off as our crews were cancelled numerous times shortly after going enroute to the call.

FYI Carnegie Borough chose to go with a “group” EMS approach for their community, lead by Scott Township EMS (STEMS). STEMS will be the primary responder, and when unavailable they will have the County dispatch either Robinson EMS or Kirwan Heights VFD EMS to the Borough. If none of these services are available, they will dispatch NorthWest EMS. While our EMS *system* would have benefited from the addition of another crew in Carnegie, on the other hand we should not see the high number of requests for response to Carnegie that we have seen in the past.

Finally, 17 calls (20.2%) occurred between the hours of 11 pm and 7 am, demonstrating the need for 24 hour coverage in the Borough.

CODE ENFORCEMENT
 VIOLATIONS 2017-PUBLIC

Date Received	Property Address	Violation/Complaint	Action Taken	Date	Completed
#NAME?		March 2017			
3/1/2017	Division Street	Gutter	Notice	3/1/2017	repaired
3/1/2017	E. Crafton Avenue	A-Frame Permit	Notice	3/1/2017	no response
3/1/2017	Stotz Avenue	A-Frame Permit	Notice	3/1/2017	received 3/10
3/1/2017	Noble Avenue	A-Frame Permit	Notice	3/1/2017	app received
3/3/2017	S. Linwood	Rental Inspec.	Violation	3/3/2017	app received
3/3/2017	S. Linwood	Rental Inspec.	Violation	3/3/2017	app received
3/14/2017	Dinsmore Avenue	Rental Inspec.	Notice	3/15/2017	app received
3/15/2017	Walsh Road	Mechanical Permit	Notice	3/15/2017	pmt. Received
3/20/2017	Afton	Early Garbage	Notice	3/20/2017	completed
3/20/2017	Oregon Avenue	Rental Inspec.	Notice	3/20/2017	no response
3/27/2017	Station Street	Mechanical Permit	2nd Notice	3/27/2017	received 3/07
3/27/2017	E. Crafton Avenue	Mechanical Permit	2nd Notice	3/27/2017	app received
3/27/2017	Foster Avenue	Mechanical Permit	2nd Notice	3/27/2017	no response
3/29/2017	Bradford Avenue	Gutter, Porches, Down Spout etc.	Violation	3/29/2017	no response
3/31/2017	Noble Avenue	Debris	Violation	3/31/2017	no response
3/31/2017	Clearview Avenue	Steps, Rubbish	Violation	3/31/2017	no response

Building Inspection Report

April 24, 2017

March Reports Received

(Attached)

Building Inspection Underwriters

Allegheny County R/E Transfer

Certificates & Permits Issued

(MARCH 2017)

Rental Inspection Certificates Issued	10
Zoning Use/Occupancy Certificates Issued	18
Building/Zoning Permits Issued	5

PUBLIC WORKS / PARKS OPERATIONS REPORT

Council Meeting

April 24, 2017

Crew report 03-28-2017 thru 04-21-17.

- **One Call** responses at various locations
- **Litter Can maintenance**-weekly.
- **Traffic Monitoring Devices** removal/installation -(1) Crafton Blvd., between McCormick and Duncan, (2) 200 Block Noble
- **Compost Site**- Windrow Maintenance,
- **Chipper/Mulch Service**- Various locations
- **Sign Repairs/ Replacement/Installation**- Installed Detour signs for closed portion of Ewing. Various other locations
- **Street Repairs**- Cold Patch various locations. Bradford, Union, Franklin Alley Prince Alley, Chartiers, Hawthorne, Ewing, Grace, Alley M, Alley N, base work section of Parke. Picked up paver.
- **Gutter Maintenance**- Fountain, Ewing, Promenade
- **Rain /Wind Storm**- Remove debris resulting from heavy rain and high wind storms including clearing and removal of tree limbs branches. Clear /clean gutter and catch basin openings. Cut and clear Clearview Trail of fallen tree.
- **Street Sweeping Program**-270 Sweeper Miles
- **Sewer Maintenance**-22 Catch basins cleaned, Hawthorne, Woodlawn, Marion, Promenade, S. Linwood, N. Linwood
- **Park/Pool Maintenance**- Cut all facilities (three cuttings). Weed control golf course. Begin pre-season prep work at pool and pool facilities.
- **Tree Plantings**- Pick up delivery and plant trees for/with Shade Tree representatives. Dinsmore, Creighton, and Meyer Middleton

Admin.

Met with contractor for PAW for street restoration West Crafton, East Crafton (Sarafino's)

Attended Bid Opening for 2017 Road Program

Attended ALOM Conference at 7 Springs. (Park Reconstruction of safety surface)

Regular meetings with manager to discuss issues regarding DPW.

Field inspections regarding street openings; ordinance violations,

Managing day to operations/administration for Public Works and Parks maintenance and repairs.

Review streets for in house paving program.

Respond to constituents request for information and service.

Order supplies and material.

Programmed /downloaded data from Traffic Logix Speed monitoring device. Used data to generate Traffic reports.

Routine Field investigations, routine paperwork.

CSO inspections.



April 2017

Dear Council Members,

The Crafton Public Library continues to be grateful for the support of Council and the community of Crafton.

Pokemon club continues to be a very large draw for the younger set. The American Girl club will meet for the last time until September on April 18th. The tax preparation help provided by AARP was oversubscribed, so a much needed service. Staff has been busy organizing a stellar Summer Reading Program...We will have magicians and science experiences just to name a few of the summer activities.

The library staff is happy to answer any questions and would welcome the opportunity to help you with your informational or recreational needs.

Regards,

Kathy Robinson
Executive Director

2017 CPL STATISTICS	Jan	Feb	Mar	Apr	May	Jun	Jul	Aug	Sep	Oct	Nov	Dec	Total
Patrons													
Registrations for the library (#42)	29	23	n/a										52
Collection													
Items Withdrawn	567	13	n/a										580
Total Items Added	147	132	n/a										279
Circulation Numbers													
Print Circulation + Renewals (#52i)	3,579	3,331	3,972										10,882
E-Resources (#52a)	657	544	n/a										1,201
Total Circulation (#52b)	4,236	3,875	3,972		0	0	0	0	0	0	0	0	12,083
Items Lent (#87)	1,022	1,062	1,295										3,379
Items Borrowed (#88)	1,686	1,619	1,962										5,267
Technology Usage													
Computer Logins	474	531	519										1,524
Minutes Used	30,521	33,502	31,141										95,164
Laptop Logins (included above)	1	2	4										7
Laptop minutes (included above)	178	41	190										7
WiFi Logins	284	298	450										1,032
WiFi Minutes	43,394	37,424	42,901										123,719
Number of Days Open	25	24	27										76
Hours a Month (#46)	196	188	212										596
Programming													
Juvenile & Family Programs (#89)	11	21	23										55
Juvenile & Family Attendance (#92)	44	164	232										440
Teen Programs (#90)	4	1	5										10
Teen Program Attendance (#93)	27	33	64										124
Adult Programs (#91)	12	11	13										36
Adult Program Attendance (#94)	148	193	240										581
Total Programs	27	33	41		0	0	0	0	0	0	0	0	101
Total Attendance	219	390	536		0	0	0	0	0	0	0	0	1,145

#s correspond to State Report

All Adults & Teens are reported in Adult & Teen Program Attendance regardless of category of program attended