

MONTHLY REPORTS

MAY 2018

FOR PUBLIC INSPECTION

**BOROUGH OF CRAFTON
TREASURER'S REPORT
May 31, 2018**

DEMAND DEPOSITS

Balance to General Fund	1,451,881.04	
Total Receipts	632,508.95	
Subtotal	2,084,389.99	
Total Disbursements	(354,650.14)	
General Fund		1,729,739.85
Payroll Account		5,536.99
Alcosan		7,689.45
Capital Projects Reserve Fund		83,300.22
Fire Equipment Fund		1,143.42
Road Tax Fund		344,716.04
Insurance Escrow		1.00
Med Saver		1,355.58
Crafton Celebrates		17,000.43
Planning Commission		700.00
Total Demand Deposits		2,191,182.98

INVESTMENTS

Pennsylvania Local Government Trust General Fund		1,022,091.44
Pennsylvania Local Government Trust Sewer Account		1,663,286.51
Pennsylvania Local Government Trust Highway Aid		199,935.03
PNC DB Trust Police Pension		4,507,065.48
PNC DB Trust Employee Pension		1,356,091.19
Total Investments		8,748,469.65

TOTAL DEMAND DEPOSITS AND INVESTMENT ACCOUNTS

10,939,652.63



Annette M. Lherbler, Treasurer

BOROUGH OF CRAFTON GENERAL FUND FINANCIAL REPORT

January 1, 2018 through May 31, 2018

	Jan - May 18	Budget	\$ Over Bud...	% of ...
Income				
301 · Real Estate Taxes				
301.10 · Real Estate - Current	1,231,994.97	1,390,000.00	-158,005.03	88.6%
301.20 · R.E. Tax - Prior Year	187.11	5,000.00	-4,812.89	3.7%
301.30 · Road Tax Interfund Trf	367,440.90	0.00	367,440.90	100.0%
301.35 · Road - Pen / Interest-Transfer	855.08	0.00	855.08	100.0%
301.50 · R.E. Tax - Delinq.-Lained	27,713.42	55,000.00	-27,286.58	50.4%
Total 301 · Real Estate Taxes	1,628,191.48	1,450,000.00	178,191.48	112.3%
310 · Act 511 Taxes				
310.10 · Real Estate Transfer	18,268.31	58,000.00	-39,731.69	31.5%
310.21 · EIT - Current	167,876.66	556,500.00	-388,623.34	30.2%
310.22 · EIT - Prior	211,573.41	250,000.00	-38,426.59	84.6%
310.23 · EIT - Delinquent	16,304.59	50,000.00	-33,695.41	32.6%
310.31 · Mercantile - Current	52,018.28	100,000.00	-47,981.72	52.0%
310.36 · Business Privlidge - Current	47,847.92	60,000.00	-12,052.08	79.9%
310.51 · LST-OccTaX - Current	23,909.99	45,000.00	-21,090.01	53.1%
Total 310 · Act 511 Taxes	537,899.16	1,119,500.00	-581,600.84	48.0%
319 · Penalty/Interest				
319.01 · P/I Real Estate Taxes	642.98	5,000.00	-4,357.02	12.9%
319.02 · P/I - R/E Taxes - Delinq.	16,002.10	25,000.00	-8,997.90	64.0%
319.12 · P/I EIT	310.74	1,000.00	-689.26	31.1%
319.122 · P/I EIT - Delinq.	397.55	5,000.00	-4,602.45	8.0%
319.13 · P/I Mercantile	0.93	500.00	-499.07	0.2%
319.15 · P/I LST- OPT	0.39			
319.18 · P/I Business Privlidge	54.27	500.00	-445.73	10.9%
319.20 · Magistrate/Other	0.00	500.00	-500.00	0.0%
319.30 · P/I - Garbage Collection	1,828.60	2,000.00	-171.40	91.4%
319.302 · P/I - Garbage - Delinq.	10,117.70	15,000.00	-4,882.30	67.5%
Total 319 · Penalty/Interest	29,355.26	54,600.00	-25,144.74	53.8%
321 · Licenses & Permits				
321.01 · Soliciting Permits	830.00	250.00	580.00	332.0%
321.75 · Mechanical Devices	2,550.00	4,000.00	-1,450.00	63.8%
321.80 · Cable Franchise Fees	53,594.67	112,000.00	-58,405.33	47.9%
321.90 · Business Licenses	1,830.00	2,500.00	-670.00	73.2%
322.80 · Street Openings	10,981.00	8,000.00	2,981.00	137.0%
322.81 · Pole Permits	70.00	0.00	70.00	100.0%
322.83 · Truck Parking Permits	10.00	100.00	-90.00	10.0%
Total 321 · Licenses & Permits	69,845.67	126,850.00	-57,004.33	55.1%
331 · Fines & Forfeits				
331.13 · Fines-Magistrate/County	13,740.65	40,000.00	-26,259.35	34.4%
331.14 · M/Veh Violations/State Police	380.00	4,000.00	-3,620.00	9.5%
Total 331 · Fines & Forfeits	14,120.65	44,000.00	-29,879.35	32.1%
341 · Interest Earnings				
341.01 · Income on Investments	6,203.91	1,500.00	4,703.91	413.6%
342.00 · Rental Income	10,858.45	25,000.00	-14,141.55	43.4%
Total 341 · Interest Earnings	17,062.36	26,500.00	-8,437.64	64.4%
354 · Grant Proceeds				
354.15 · Act 101 Recycling Grant	5,076.00	4,000.00	1,076.00	126.9%
354.20 · Miscellaneous Grants	0.00	1,000.00	-1,000.00	0.0%
Total 354 · Grant Proceeds	5,076.00	5,000.00	76.00	101.5%
355 · State Entitlements				
355.01 · PURTA	0.00	3,000.00	-3,000.00	0.0%
355.04 · Liquor Licenses	0.00	1,000.00	-1,000.00	0.0%
355.05 · Pension State Aid	0.00	115,000.00	-115,000.00	0.0%
355.07 · Foreign Fire Fund	0.00	29,000.00	-29,000.00	0.0%
355.09 · Act 13 Impact Fee	0.00	700.00	-700.00	0.0%
357.01 · 1% Sales Tax	88,281.00	220,000.00	-131,719.00	40.1%
Total 355 · State Entitlements	88,281.00	368,700.00	-280,419.00	23.9%

BOROUGH OF CRAFTON
GENERAL FUND FINANCIAL REPORT
January 1, 2018 through May 31, 2018

	Jan - May 18	Budget	\$ Over Bud...	% of ...
358 · Intergov. Contract Services				
358.10 · Police Services-Thornburg	39,770.25	95,000.00	-55,229.75	41.8%
358.11 · Fire Protection Services	3,541.70	8,500.00	-4,958.30	41.7%
Total 358 · Intergov. Contract Services	43,311.95	103,500.00	-60,188.05	41.8%
360 · Charges For Service				
361.00 · Jordan-Trash Billing Fee	8,135.00	8,000.00	135.00	101.7%
361.34 · Zoning Hearing Board Fees	0.00	1,000.00	-1,000.00	0.0%
361.70 · Police Application Fees	700.00	1,000.00	-300.00	70.0%
362.11 · Sale of Accident Reports	660.00	1,500.00	-840.00	44.0%
362.141 · Crossing Guard Reimb.	22,287.84	45,000.00	-22,712.16	49.5%
362.41 · Bldg./Elec. Permit Fees	5,846.75	10,000.00	-4,353.25	58.5%
362.48 · Rental Inspection Fee	3,110.00	4,500.00	-1,390.00	69.1%
362.50 · Zoning Use Permits	1,505.00	4,000.00	-2,495.00	37.6%
362.51 · Occupancy Permits	2,445.00	6,500.00	-4,055.00	37.6%
362.55 · Other Permits Code Enforce	410.00	500.00	-90.00	82.0%
363.51 · PennDot Snow Removal	0.00	7,000.00	-7,000.00	0.0%
Total 360 · Charges For Service	44,899.59	89,000.00	-44,100.41	50.4%
364 · Sanitation - Garbage Collection				
364.30 · Current Garbage Collection Fee	428,777.57	485,000.00	-56,222.43	88.4%
364.35 · Garbage Collection - Delinq.	42,458.73	50,000.00	-7,541.27	84.9%
Total 364 · Sanitation - Garbage Collection	471,236.30	535,000.00	-63,763.70	88.1%
367 · Recreation Fees				
367.10 · Miniature Golf Pay to Play	0.00	100.00	-100.00	0.0%
367.20 · Pool Passes	14,525.00	31,000.00	-16,475.00	46.9%
367.21 · Pool General Admission	5,668.01	40,000.00	-34,331.99	14.2%
367.22 · Swimming Lessons	302.00	3,500.00	-3,198.00	8.6%
367.23 · Pool/Mini Golf Rentals	450.00	4,500.00	-4,050.00	10.0%
367.24 · AquaRobics	0.00	200.00	-200.00	0.0%
367.25 · Chair Rentals-Locks	88.00	1,000.00	-912.00	8.8%
367.30 · Sale of Wood Chips/Compost	0.00	100.00	-100.00	0.0%
367.40 · Pool Concessions	2,241.25	23,000.00	-20,758.75	9.7%
367.41 · Community Center Rentals	1,950.00	2,000.00	-50.00	97.5%
367.42 · Park Shelter Rentals	1,810.00	4,000.00	-2,190.00	45.3%
367.50 · Senior Dinner-Fees	958.52	2,000.00	-1,041.48	47.9%
367.52 · Fundraising-Recreation	0.00	1,500.00	-1,500.00	0.0%
Total 367 · Recreation Fees	27,992.78	112,900.00	-84,907.22	24.8%
380 · Misc. Revenues				
380.01 · Refunds on Current Expenditures	215.00	1,000.00	-785.00	21.5%
380.02 · Other	6,727.78	1,000.00	5,727.78	672.8%
380.03 · Insurance Dividends	46,016.90	35,000.00	11,016.90	131.5%
380.05 · Drug Task Force OT	0.00	5,000.00	-5,000.00	0.0%
380.12 · Reimbursed-P/D Overtime Details	5,423.28	0.00	5,423.28	100.0%
380.50 · Military Banner Receipts	780.00	2,000.00	-1,220.00	39.0%
Total 380 · Misc. Revenues	59,162.94	44,000.00	15,162.94	134.5%
388 · Fiduciary Funds				
388.01 · Police Pension Contribution	16,932.42	35,000.00	-18,067.58	48.4%
Total 388 · Fiduciary Funds	16,932.42	35,000.00	-18,067.58	48.4%
390 · Other Financing Sources				
391.20 · Compensation of Fixed Assets	0.00	5,000.00	-5,000.00	0.0%
Total 390 · Other Financing Sources	0.00	5,000.00	-5,000.00	0.0%
392 · Interfund Transfers				
392.85 · Trf From Highway Aid	177,609.46	174,000.00	3,609.46	102.1%
Total 392 · Interfund Transfers	177,609.46	174,000.00	3,609.46	102.1%

BOROUGH OF CRAFTON
GENERAL FUND FINANCIAL REPORT

January 1, 2018 through May 31, 2018

	Jan - May 18	Budget	\$ Over Bud...	% of ...
395 · Refunds of Prior Years				
399.00 · Sinking Fund Carryover	0.00	111,050.00	-111,050.00	0.0%
Total 395 · Refunds of Prior Years	0.00	111,050.00	-111,050.00	0.0%
Total Income	3,230,977.02	4,404,500.00	-1,173,522.98	73.4%
Gross Profit	3,230,977.02	4,404,500.00	-1,173,522.98	73.4%
Expense				
400 · Borough Administration				
400.11 · Salary of Council	3,500.00	8,400.00	-4,900.00	41.7%
400.14 · Clerical - Full Time	18,041.70	38,500.00	-22,458.30	41.7%
400.154 · Health & Accident & STD	385.45	900.00	-514.55	42.8%
400.156 · Hospitalization	24,122.88	58,000.00	-33,877.14	41.6%
400.161 · Social Security	6,658.00	13,000.00	-6,344.00	51.2%
400.162 · Unemployment Compensation	867.08	1,000.00	-112.94	88.7%
400.163 · FSA	206.28	1,500.00	-1,293.74	13.8%
400.164 · HRA	1,167.58	3,000.00	-1,832.42	38.9%
400.21 · Office Supplies/Postage	1,709.83	4,000.00	-2,290.17	42.7%
400.22 · Newsletter-Printing/Postage	0.00	1,000.00	-1,000.00	0.0%
400.26 · Minor Equipment	587.18	500.00	87.18	117.4%
400.30 · Computer HW/SW Maint	0.00	1,000.00	-1,000.00	0.0%
400.32 · Communications	1,139.12	4,500.00	-3,360.88	25.3%
400.33 · Travel Expense	0.00	500.00	-500.00	0.0%
400.34 · Advertising	1,232.40	2,500.00	-1,267.60	49.3%
400.35 · Bonds	951.00	1,000.00	-49.00	95.1%
400.354 · Worker's Compensation	181.00	1,000.00	-819.00	18.1%
400.358 · Drug & Alcohol Testing	0.00	500.00	-500.00	0.0%
400.37 · Maint. & Repairs Equipment	2,965.29	3,500.00	-534.71	84.7%
400.38 · Postage Meter Rental	288.00	750.00	-462.00	38.4%
400.39 · Equipmt. Lease - Copier	3,490.00	8,000.00	-4,510.00	43.6%
400.42 · Council Meeting Expenses	815.37	500.00	115.37	123.1%
400.43 · Subscriptions-Dues	1,185.00	1,000.00	185.00	118.5%
400.45 · Payroll Contract	3,007.15	6,500.00	-3,492.85	46.3%
400.74 · Major Equipment	0.00	1,000.00	-1,000.00	0.0%
401.11 · Mayor - Salary	750.00	1,800.00	-1,050.00	41.7%
401.42 · Mayor - Membership Dues/Seminars	0.00	200.00	-200.00	0.0%
402.11 · Auditing - Professional Auditor	12,071.25	12,500.00	-428.75	96.6%
402.12 · Salary - Treasurer	1,250.00	2,700.00	-1,450.00	46.3%
404.31 · Solicitor Expenses	12,084.02	50,000.00	-37,915.98	24.2%
404.32 · Legal-Litigation	0.00	1,000.00	-1,000.00	0.0%
404.332 · Labor Counsel	0.00	1,000.00	-1,000.00	0.0%
405.12 · Salary - Admin. Assistant	17,291.70	41,500.00	-24,208.30	41.7%
405.13 · Salary - Manager	50,511.60	90,500.00	-39,988.40	55.8%
406.46 · Training Seminars	8,018.00	5,000.00	1,018.00	120.4%
407.32 · IT Expenses	2,508.00	5,000.00	-2,492.00	50.2%
408.31 · Engineer Retainer	800.00	1,200.00	-600.00	50.0%
Total 400 · Borough Administration	173,402.82	374,450.00	-201,047.18	46.3%
403 · Tax Collection				
403.11 · Salary - Property Tax Collector	200.00	500.00	-300.00	40.0%
403.351 · Bonds - Prop.Tax Collector	544.00	400.00	144.00	136.0%
403.46 · Jordan-Liens-Revivals-SherSales	980.00	15,000.00	-14,040.00	6.4%
403.461 · Jordan Tax - TCF Fees	12,895.21	18,000.00	-5,304.79	70.5%
403.462 · Jordan Tax - R/E Tax Collec Fee	0.00	7,500.00	-7,500.00	0.0%
403.463 · Jordan Tax-Prior R/E Tax Fee	3,505.03	15,000.00	-11,494.97	23.4%
403.47 · Jordan Act 511 Fees	3,705.31	10,000.00	-6,294.69	37.1%
403.48 · Jordan-Act 32 SWTax District	7,154.08	15,000.00	-7,845.92	47.7%
403.76 · Rad Tax Payment	163.11	1,500.00	-1,336.89	10.9%
491.02 · RE Tax Refund - Prior	0.00	2,000.00	-2,000.00	0.0%
491.03 · Refunds - LST	104.00	500.00	-396.00	20.8%
491.06 · Refunds - Trash Collection	0.00	500.00	-500.00	0.0%
Total 403 · Tax Collection	29,030.74	85,900.00	-58,869.26	33.8%

BOROUGH OF CRAFTON
GENERAL FUND FINANCIAL REPORT
 January 1, 2018 through May 31, 2018

	<u>Jan - May 18</u>	<u>Budget</u>	<u>\$ Over Bud...</u>	<u>% of ...</u>
409 · Municipal Properties				
409.21 · Maintenance Supplies	982.10	1,500.00	-537.90	64.1%
409.22 · Supplies District Court	0.00	500.00	-500.00	0.0%
409.36 · Utilities	11,220.71	21,000.00	-9,779.29	53.4%
409.361 · Utilities - District Magistrate	3,132.13	6,000.00	-2,867.87	52.2%
409.37 · Repairs/Maintenance	13,922.79	15,000.00	-1,077.21	92.8%
409.371 · Repairs/Maint- Dist. Magistrate	734.47	1,000.00	-265.53	73.4%
409.45 · Contracts - Custodian/Mats	4,071.58	9,000.00	-4,928.42	45.2%
409.50 · Municipal Prop. Misc.	494.10	1,500.00	-1,005.90	32.9%
409.71 · Cap Improvements - Dist. Magist	0.00	1,000.00	-1,000.00	0.0%
409.76 · Refunds - Community Center	0.00	100.00	-100.00	0.0%
Total 409 · Municipal Properties	34,537.88	56,600.00	-22,062.12	61.0%
410 · Police Services				
410.12 · Salaries - Police Officers	263,776.30	633,000.00	-369,223.70	41.7%
410.121 · Salary - Chief	39,375.00	94,500.00	-55,125.00	41.7%
410.13 · Longevity - Police	1,250.00	4,500.00	-3,250.00	27.8%
410.14 · Salary - Police Secretary	13,834.80			
410.141 · Salaries - Part Time Secretary	0.00	34,500.00	-34,500.00	0.0%
410.154 · Health & Accident & STD	1,622.25	4,000.00	-2,377.75	40.6%
410.156 · Hospitalization	50,414.05	125,000.00	-74,585.95	40.3%
410.161 · Social Security	30,848.08	71,000.00	-40,351.94	43.2%
410.162 · Unemployment Compensation	4,249.16	8,000.00	-3,750.84	53.1%
410.163 · FSA	1,436.83	4,500.00	-3,063.17	31.9%
410.164 · HRA	2,481.50	6,000.00	-3,518.50	41.4%
410.18 · Wages - Crossing Guards	41,985.30	84,000.00	-42,034.70	50.0%
410.181 · Wages - Jail Guards	105.00	1,000.00	-895.00	10.5%
410.19 · O.T. Police (see 380.12 Reimb.)	6,779.93	20,000.00	-13,220.07	33.9%
410.191 · Court /School - Reimb Expenses	912.00	2,000.00	-1,088.00	45.6%
410.192 · Court Overtime	25,281.66	45,000.00	-19,718.34	56.2%
410.193 · DANET O.T. (See 380.05 offset)	1,261.51	5,000.00	-3,738.49	25.2%
410.21 · Office Supplies/Postage	944.48	3,000.00	-2,055.52	31.5%
410.22 · Ammunition	0.00	1,500.00	-1,500.00	0.0%
410.23 · Uniform Allowance	2,163.86	7,700.00	-5,536.14	28.1%
410.232 · Uniform Allowance - Crossing Gu	80.00	1,000.00	-920.00	8.0%
410.24 · Fuel Expense	4,566.77	13,000.00	-8,433.23	35.1%
410.25 · Maintenance Equip.-Supplies	88.54	3,500.00	-3,411.46	2.0%
410.26 · Minor Equipment	151.94	10,000.00	-9,848.06	1.5%
410.32 · Communications	3,229.23	11,000.00	-7,770.77	29.4%
410.321 · IT Expense	2,332.00	5,000.00	-2,668.00	46.8%
410.354 · Worker's Compensation	13,480.00	42,000.00	-28,520.00	32.1%
410.355 · Worker's Comp.-School Guards	2,046.00	6,500.00	-4,454.00	31.5%
410.37 · Vehicle Maintenance	2,676.42	8,000.00	-5,123.58	36.0%
410.42 · Dues Police Chief	802.00	900.00	-98.00	89.1%
410.421 · Dues - Police Officers	0.00	700.00	-700.00	0.0%
410.45 · Animal Control	1,500.00	4,800.00	-3,300.00	31.3%
410.53 · Civil Service Commission	2,120.40	4,000.00	-1,879.60	53.0%
410.74 · Capital Outlay	0.00	33,000.00	-33,000.00	0.0%
410.75 · Training - Police Officers	2,083.33	8,000.00	-5,916.67	26.0%
410.751 · Training - Police Chief	50.00	1,000.00	-950.00	5.0%
410.76 · Computer Expense	2,993.50	5,000.00	-2,006.50	59.9%
410.77 · Video Recording Devices	0.00	8,000.00	-8,000.00	0.0%
Total 410 · Police Services	526,861.82	1,319,600.00	-792,738.18	39.9%

BOROUGH OF CRAFTON
GENERAL FUND FINANCIAL REPORT

January 1, 2018 through May 31, 2018

	Jan - May 18	Budget	\$ Over Bud...	% of ...
411 · Fire Protection				
411.10 · Physicals-Annual CVFD	88.00	6,000.00	-5,932.00	1.1%
411.22 · Operating Supplies	1,217.37	2,500.00	-1,282.63	48.7%
411.23 · Minor Equip. Repair	1,999.59	5,000.00	-3,000.41	40.0%
411.231 · Minor Equip. Purchase	16,570.00	5,000.00	11,570.00	331.4%
411.24 · Fuel, Oil	2,129.38	4,500.00	-2,370.62	47.3%
411.32 · Communications	4,965.94	5,000.00	-34.06	99.3%
411.354 · Worker's Compensation	7,380.00	18,000.00	-10,620.00	41.0%
411.37 · Vehicle Maintenance	63.37	10,000.00	-9,936.63	0.6%
411.38 · Hydrant Rental	9,985.63	24,000.00	-14,014.37	41.6%
411.45 · Equip. Inspection & Testing	0.00	8,000.00	-8,000.00	0.0%
411.53 · Annual Contribution	16,666.65	40,000.00	-23,333.35	41.7%
411.70 · Major Equipment	4,408.00	20,000.00	-15,592.00	22.0%
411.80 · Trf to Major Equipment Fund	0.00	37,400.00	-37,400.00	0.0%
411.901 · Trf to Minor Equipment Fund	-16,095.00	22,000.00	-38,095.00	-73.2%
Total 411 · Fire Protection	49,358.93	207,400.00	-158,041.07	23.8%
413 · Building Inspection				
413.12 · Salary - Fire Marshal	0.00	500.00	-500.00	0.0%
413.13 · Salary - Ordinance Officer	2,292.00	5,000.00	-2,708.00	45.8%
413.14 · Zoning inspections	2,335.00	9,000.00	-6,665.00	25.9%
413.15 · Training & Education	1,418.50	1,000.00	418.50	141.9%
413.161 · Social Security	175.30	500.00	-324.70	35.1%
413.162 · Unemployment Compensation	39.18	250.00	-210.81	15.7%
413.21 · Office Supplies	88.08	200.00	-111.92	44.0%
413.24 · Fuel	234.55	500.00	-265.45	46.9%
413.32 · Communic/Internet - Ord. Offcr	155.75	1,500.00	-1,344.25	10.4%
413.354 · Worker's Compensation	3.75	500.00	-496.25	0.8%
413.37 · Vehicle Repairs	525.92	1,500.00	-974.08	35.1%
413.45 · Demolition-Blight Props	22,316.97	25,000.00	-2,683.03	89.3%
413.47 · Bldg Permit DCED	28.00	200.00	-174.00	13.0%
414.12 · Bldg Permit-Inspection Fees	2,733.00	12,000.00	-9,267.00	22.8%
414.14 · ZHB - Court Reporter/Sec'y	0.00	500.00	-500.00	0.0%
414.21 · ZHB Office-Adv-Postage	0.00	250.00	-250.00	0.0%
414.31 · ZHB Legal Services	0.00	2,000.00	-2,000.00	0.0%
414.46 · Recodify Boro Ordinances	1,195.00	1,500.00	-305.00	79.7%
Total 413 · Building Inspection	33,539.01	61,900.00	-28,360.99	54.2%
427 · Refuse - Recycling Removal				
427.10 · Garbage Contract	190,241.25	458,000.00	-267,758.75	41.5%
427.12 · Recycling Contract	30,464.75	75,000.00	-44,535.25	40.8%
Total 427 · Refuse - Recycling Removal	220,706.00	533,000.00	-312,294.00	41.4%
430 · Public Works Department				
430.10 · Salary - P/W Supervisor	29,375.00	70,500.00	-41,125.00	41.7%
430.14 · Salaries - Full Time Employees	126,947.68	311,000.00	-184,052.32	40.8%
430.15 · Wages - Reg. Overtime Pay	1,539.33	3,000.00	-1,460.67	51.3%
430.154 · Health & Accident & STD	1,070.75	2,500.00	-1,429.25	42.8%
430.156 · Hospitalization	38,935.80	103,000.00	-63,064.20	38.8%
430.16 · Wages - Part Time	0.00	1,000.00	-1,000.00	0.0%
430.161 · Social Security	12,611.25	27,000.00	-14,188.75	47.4%
430.162 · Unemployment Compensation	1,883.84	3,000.00	-1,016.16	66.1%
430.163 · FSA	1,400.96	3,000.00	-1,599.04	46.7%
430.164 · HRA	1,250.91	5,500.00	-4,249.09	22.7%
430.18 · Wages - Seasonal Employment	1,463.50	27,000.00	-25,536.50	5.4%
430.21 · Public Works - Misc. Supplies	1,354.38	2,000.00	-645.64	67.7%
430.23 · Uniforms	3,001.60	6,000.00	-2,998.40	50.0%
430.24 · Fuel	8,336.90	8,000.00	-1,663.10	79.2%
430.25 · Repairs - Maintenance	4,553.24	10,000.00	-5,446.76	45.5%
430.26 · Small Tools	1,699.99	3,000.00	-1,300.01	56.7%
430.31 · Engineering Services	9,556.25	50,000.00	-40,443.75	19.1%
430.32 · Communications	1,397.09	3,500.00	-2,102.91	39.9%
430.354 · Worker's Compensation	8,959.20	27,000.00	-18,040.80	33.2%
430.358 · Drug/Alcohol Testing	84.68	500.00	-415.32	16.9%
430.36 · Utilities	4,823.32	6,000.00	-1,176.68	80.4%
430.37 · Vehicle Repairs	4,578.71	10,000.00	-5,421.29	45.8%

BOROUGH OF CRAFTON GENERAL FUND FINANCIAL REPORT

January 1, 2018 through May 31, 2018

	Jan - May 18	Budget	\$ Over Bud...	% of ...
430.42 · Licenses, Permits and Training	75.00	1,000.00	-925.00	7.5%
430.74 · Capital Outlay - minor equip	3,399.99	5,000.00	-1,600.01	68.0%
430.742 · Pub.Works - Cap. Outlay Equip	0.00	5,000.00	-5,000.00	0.0%
432.14 · Wages - Snow Removal Overtime	9,326.33	10,000.00	-673.67	93.3%
432.22 · Anti-Skid Materials	44,894.71	45,000.00	-305.29	99.3%
433.22 · Signs & Posts	474.78	5,000.00	-4,525.24	9.5%
433.45 · Signals Maintenance	1,048.65	10,000.00	-8,951.35	10.5%
433.451 · Electricity Signals	2,811.51	4,500.00	-1,688.49	58.0%
434.45 · Street Lighting	34,771.66	85,000.00	-50,228.34	40.9%
435.22 · Material Curbing Supplies	0.00	500.00	-500.00	0.0%
435.245 · Stairs and Sidewalks	0.00	5,000.00	-5,000.00	0.0%
438.22 · Material Roads Supplies	2,340.50	27,500.00	-25,159.50	8.5%
438.38 · Rental Equipment	227.36	4,000.00	-3,772.64	5.7%
Total 430 · Public Works Department	383,094.83	890,000.00	-526,905.17	40.8%
452 · Recreation				
452.01 · Social Security	143.38	6,500.00	-6,356.62	2.2%
452.14 · Wages - Pool Personnel	1,875.00	72,000.00	-70,125.00	2.6%
452.15 · Wages - Pool Concess.	0.00	11,000.00	-11,000.00	0.0%
452.162 · Unemployment Compensation	0.00	1,000.00	-1,000.00	0.0%
452.20 · Pool Lic., Pmts, Trng, Clrc	958.60	1,500.00	-541.40	63.9%
452.21 · Maintenance Supplies	36.90	2,500.00	-2,463.10	1.5%
452.22 · Pool Filtration	7,842.20	12,000.00	-4,057.80	66.2%
452.23 · Operating Supplies	2,797.22	3,000.00	-202.78	93.2%
452.25 · Pool Repairs/Maintenance	1,203.09	5,000.00	-3,796.91	24.1%
452.26 · Pool Minor Equipment	0.00	3,500.00	-3,500.00	0.0%
452.27 · Computer H/W & Internet	339.75	1,000.00	-660.25	34.0%
452.32 · Communications	197.89	500.00	-302.11	39.6%
452.354 · Worker's Compensation	1,782.50	4,000.00	-2,217.50	44.6%
452.36 · Utilities	2,154.85	11,000.00	-8,845.05	19.6%
452.37 · Pool Bldgs - Rep/Maint	52.66	5,000.00	-4,947.34	1.1%
452.371 · Concession - Rep/Maint/Eq	670.00	4,000.00	-3,330.00	16.8%
453.21 · Supplies - Concession Stand	0.00	15,000.00	-15,000.00	0.0%
453.23 · Sr. Dinner (offset 367.50)	1,747.40	5,000.00	-3,252.60	34.9%
453.37 · Maint/Repairs - Mini Golf	0.00	500.00	-500.00	0.0%
453.49 · Rec. Activities - Expenses	0.00	1,000.00	-1,000.00	0.0%
Total 452 · Recreation	21,901.54	165,000.00	-143,098.46	13.3%
454 · Parks & Shade Trees				
454.25 · Maintenance Supplies	475.03	1,500.00	-1,024.97	31.7%
454.26 · Minor Equipment	0.00	1,000.00	-1,000.00	0.0%
454.36 · Utilities	1,827.25	4,000.00	-2,172.75	45.7%
454.37 · Maintenance - Repairs Services	4,004.84	7,500.00	-3,495.16	53.4%
454.75 · Park Equip.- Cap.Improvements	0.00	5,000.00	-5,000.00	0.0%
454.76 · Refunds - Park Shelters	0.00	100.00	-100.00	0.0%
455.22 · Shade Tree Operating Supplies	213.48	500.00	-286.52	42.7%
455.44 · Shade Tree - Arborist	0.00	3,000.00	-3,000.00	0.0%
455.45 · Tree Maint.- Plantings	500.90	3,000.00	-2,499.10	16.7%
455.46 · Boro Gardens	0.00	1,000.00	-1,000.00	0.0%
Total 454 · Parks & Shade Trees	7,021.50	26,600.00	-19,578.50	26.4%
456 · Community Services				
456.54 · Library Contributions	29,166.70	70,000.00	-40,833.30	41.7%
456.22 · Comm Ctr Supplies	0.00	250.00	-250.00	0.0%
456.55 · Crafton Performing Arts	0.00	250.00	-250.00	0.0%
456.56 · Borough Tributes	198.05	500.00	-303.95	39.2%
456.57 · Misc. Contributions	0.00	200.00	-200.00	0.0%
456.54 · Celebrates Fireworks	0.00	4,000.00	-4,000.00	0.0%
462.34 · Community Dev/Promotion	350.00	500.00	-150.00	70.0%
462.50 · Military Banner Expenses	204.01	2,000.00	-1,795.99	10.2%
Total 456 · Community Services	29,916.76	77,700.00	-47,783.24	38.5%

**BOROUGH OF CRAFTON
GENERAL FUND FINANCIAL REPORT**

January 1, 2018 through May 31, 2018

	Jan - May 18	Budget	\$ Over Bud...	% of ...
471 · Debt Services - Principal				
471.21 · PNC-Duncan Gen Ob Note	133,308.09	257,500.00	-124,191.91	51.8%
471.35 · PNC Lease Agmt. Hvy Eq.	5,131.79	15,000.00	-9,868.21	34.2%
471.351 · PNC Lease Agmt-P/W Dump Trk	0.00	20,750.00	-20,750.00	0.0%
Total 471 · Debt Services - Principal	138,439.88	293,250.00	-154,810.12	47.2%
472 · Debt Services - Interest				
472.21 · PNC-Duncan Prop-Interest	3,721.81	14,000.00	-10,278.39	28.6%
472.35 · PNC Lease Agmt. Hvy Eq.	800.46	3,500.00	-2,699.54	22.9%
472.351 · PNC Lease Agmt-P/W Dump Trk	0.00	12,800.00	-12,800.00	0.0%
Total 472 · Debt Services - Interest	4,522.07	30,300.00	-25,777.93	14.9%
480 · Insurance				
480.03 · Drug Screening	74.75	1,800.00	-1,725.25	4.2%
486.00 · Compreh. Liability/Property Ins	79,664.00	80,000.00	-336.00	99.6%
486.81 · Property Loss Claims-Borough	3,365.67	10,000.00	-6,634.33	33.7%
Total 480 · Insurance	83,104.42	91,800.00	-8,695.58	90.5%
483 · Agency And Trust				
483.001 · Police Pension Contrib.	16,932.42	35,000.00	-18,067.58	48.4%
483.02 · Foreign Fire Relief	0.00	28,000.00	-28,000.00	0.0%
483.10 · Police Pension Fund MMO	0.00	83,000.00	-83,000.00	0.0%
483.30 · Employee Pension Fund MMO	0.00	45,000.00	-45,000.00	0.0%
Total 483 · Agency And Trust	16,932.42	191,000.00	-174,067.58	8.9%
Total Expense	1,732,370.62	4,404,500.00	-2,672,129.38	39.3%
Net Income	1,498,606.40	0.00	1,498,606.40	100.0%

**Capital Projects Reserve Fund
CAPITAL PROJECT RESERVE FUND FINANCIAL REPORT**
January 1, 2018 to May 31, 2018

	Jan - May 18	Budget	\$ Over Budget	% of B...
Income				
354.01 GROW Grant Alcosan	67,872.00	80,800.00	-12,928.00	84.0%
355.13 Green Light Go Grant	0.00	180,000.00	-180,000.00	0.0%
395.01 GF Reserve Trf-PLGIT	0.00	101,200.00	-101,200.00	0.0%
399.00 Carryover Capital Fund	0.00	150,000.00	-150,000.00	0.0%
Total Income	67,872.00	512,000.00	-444,128.00	13.3%
Expense				
411.74 CVFD-SCBA Equip Reserve	0.00	72,000.00	-72,000.00	0.0%
429.611 GROW Grant-Expenditure	0.00	240,000.00	-240,000.00	0.0%
429.612 Small Water/Sewer Grant	100.00			
455.13 Green Light Go - Expense	0.00	200,000.00	-200,000.00	0.0%
Total Expense	100.00	512,000.00	-511,900.00	0.0%
Net Income	67,772.00	0.00	67,772.00	100.0%

Road Tax Fund
ROAD TAX FUND FINANCIAL REPORT


January 1, 2018 to May 31, 2018

	Jan - May...	Budget	\$ Over Bu...	% of Bud...
Income				
301.10 Road Tax - Current	60,842.58	480,000.00	-419,157.42	12.7%
301.20 Road Tax - Prior	3,338.02	5,000.00	-1,661.98	66.8%
319.01 Road Tax - P & I	1,122.44	4,000.00	-2,877.56	28.1%
363.25 Utility Reimburse-Paving	44,515.34			
380.01 Refund Prior Expenses	500.00			
Total Income	110,318.38	489,000.00	-378,681.62	22.6%
Gross Profit	110,318.38	489,000.00	-378,681.62	22.6%
Expense				
430.31 Engineering - Roads	17,967.75	78,000.00	-60,032.25	23.0%
437. Equipment Repairs	0.00	10,000.00	-10,000.00	0.0%
438.45 Road - Contract Services	568.75	1,000.00	-431.25	56.9%
438.74 Cap. Outlay - Equipment	12,395.00			
439.45 Road Paving Program	384.50	395,000.00	-394,615.50	0.1%
491.10 Tax Refunds - Current	0.00	3,000.00	-3,000.00	0.0%
491.20 Tax Refund - Prior	0.00	2,000.00	-2,000.00	0.0%
Total Expense	31,316.00	489,000.00	-457,684.00	6.4%
Net Income	79,002.38	0.00	79,002.38	100.0%

Sewer Fund
SEWER FUND FINANCIAL REPORT

January 1, 2018 to May 31, 2018

	Jan - Ma...	Budget	\$ Over Bud...	% of ...
Income				
319 - Interest/Penalty-Jordan	11,411.94	25,000.00	-13,588.06	45.6%
341 - Interest on Investment-PLGIT	7,865.81	1,000.00	6,865.81	786.6%
364 - Current Sewer User Fees	819,507.09	1,800,000.00	-980,492.91	45.5%
364.01 - Delinquent Sewer User F...	18,640.31	20,000.00	-1,359.69	93.2%
380 - Other - Alcosan Billing Rel...	8,974.25	6,000.00	974.25	116.2%
382 - Misc Income	-85,144.00			
Total Income	779,255.40	1,852,000.00	-1,072,744.60	42.1%
Expense				
421 - Office Supplies-Postage	204.19	500.00	-295.81	40.8%
425 - Maint/Rep.Materials	148.67	4,000.00	-3,851.33	3.7%
430 - Billing Fee - PAWC/Jordan	21,791.22	60,000.00	-38,208.78	36.3%
431 - Prof. Services - Engineering	75,114.90	170,000.00	-94,885.10	44.2%
432 - Prof. Services - Legal	0.00	1,000.00	-1,000.00	0.0%
436 - Alcosan - Qtrly Usage Chgs	234,235.81	1,035,000.00	-800,764.19	22.6%
437 - Equipment Repairs	548.93	10,000.00	-9,451.07	5.5%
438 - Fuel - Sweeper- Trk#108	628.24	4,000.00	-3,371.76	15.7%
442 - Dues - Permits	7,913.66	8,000.00	-86.34	98.9%
445 - Vactor charge	0.00	10,000.00	-10,000.00	0.0%
448 - Munic. Claim Commission	944.38	4,500.00	-3,555.62	21.0%
470.1 - Principal - Pennvest I	21,532.59	51,000.00	-29,467.41	42.2%
470.2 - Principal - Pennvest II	15,682.36	37,500.00	-21,817.64	41.8%
471.1 - Interest - Pennvest I	6,107.86	16,000.00	-9,892.14	38.2%
471.2 - Interest - Pennvest II	4,547.54	11,500.00	-6,952.46	39.5%
473 - COA Requirements	-10,958.65	428,500.00	-439,458.65	-2.6%
492 - Capital Project - Reserve Fu...	0.00	500.00	-500.00	0.0%
Total Expense	378,441.70	1,852,000.00	-1,473,558.30	20.4%
Net Income	400,813.70	0.00	400,813.70	100.0%



Jordan Tax Service, Inc.

102 Rahway Road • McMurray, PA 15317-3349

(412) 835-5243 • Fax (412) 835-5244

(724) 731-2300 • Fax (724) 731-2398

www.jordantax.com

Tax & Record
Services

Municipal

Business

Individual

June 4, 2018

Borough of Crafton
Robert Kaczorowski, Interim Manager
Municipal Building
100 Stotz Avenue
Pittsburgh, PA 15205

RE: Delinquent Earned Income & Net Profits Tax
Collection Summary Report
May, 2018

Detailed below are the Delinquent Earned Income Tax Collections remitted to the Borough for the Month of May, 2018:

PERIOD	TAX	PEN & INT	MUNICIPAL SHARE (50.00%)	
			MONTH	YEAR TO DATE
2011 and Prior	\$ 2,699.63	\$ 687.77	\$ 3,387.40	\$ 15,010.54
Add: Commissions	336.92	-	336.92	1,479.69
Refunds Issued	-	-	-	-
Net Collections	<u>\$ 3,036.55</u>	<u>\$ 687.77</u>	<u>\$ 3,724.32</u>	<u>\$ 16,490.23</u>

Amounts Transferred:

Date	Reference	Amount
06/04/18	Ck #1968	\$ 3,724.32

Total Transfers \$ 3,724.32

We have enclosed our invoice for services.

Very truly yours,
JORDAN TAX SERVICE, INC.

WRLjr/hlk

WILLIAM R. LINNERT, JR.

**BOROUGH OF CRAFTON
GENERAL FUND FINANCIAL REPORT**

January 1, through May 31, 2018

	<u>Jan - May...</u>	<u>Budget</u>	<u>\$ Over Bu...</u>	<u>% of ...</u>
Income				
310 - Act 511 Taxes				
310.21 - EIT - Current	167,876.66	556,500.00	-388,623.34	30.2%
310.22 - EIT - Prior	211,573.41	250,000.00	-38,426.59	84.6%
Total 310 - Act 511 Taxes	<u>379,450.07</u>	<u>806,500.00</u>	<u>-427,049.93</u>	<u>47.0%</u>
319 - Penalty/Interest				
319.12 - P/I EIT	310.74	1,000.00	-689.26	31.1%
Total 319 - Penalty/Interest	<u>310.74</u>	<u>1,000.00</u>	<u>-689.26</u>	<u>31.1%</u>
Total Income	<u>379,760.81</u>	<u>807,500.00</u>	<u>-427,739.19</u>	<u>47.0%</u>
Gross Profit	<u>379,760.81</u>	<u>807,500.00</u>	<u>-427,739.19</u>	<u>47.0%</u>
Expense				
403 - Tax Collection				
403.48 - Jordan-Act 32 SWTax District	7,154.08	15,000.00	-7,845.92	47.7%
Total 403 - Tax Collection	<u>7,154.08</u>	<u>15,000.00</u>	<u>-7,845.92</u>	<u>47.7%</u>
Total Expense	<u>7,154.08</u>	<u>15,000.00</u>	<u>-7,845.92</u>	<u>47.7%</u>
Net Income	<u><u>372,606.73</u></u>	<u><u>792,500.00</u></u>	<u><u>-419,893.27</u></u>	<u><u>47.0%</u></u>


EIT Collection Report - May 2018

CURRENT YEAR TO DATE DISTRIBUTIONS

	Resident Tax Amount	Net- Pay/Int Resident Amount	Chgs & Credits	Total Collections	Dist Year	Resident Tax Amount	Net- Pay/Int Resident Amount	Chgs & Credits	TCD Completion	Total Distribution
2012 Collections	(63.85)	0.00	0.00	(63.85)	2018	(63.85)	0.00	0.00	1.15	(63.85)
2013 Collections	(331.75)	0.00	187.00	(184.75)	2018	(331.75)	0.00	187.00	(0.38)	(184.75)
2014 Collections	252.63	0.00	112.40	364.52	2018	252.63	0.00	112.40	(7.83)	358.59
2014 Refunds	(73.50)	0.00	0.00	(73.50)	2018	(73.50)	0.00	0.00	0.00	(73.50)
2015 Collections	487.82	0.00	16.50	484.32	2018	487.82	0.00	16.50	(8.48)	475.83
2016 Collections	1,242.90	0.00	1.00	1,243.90	2018	1,242.90	0.00	1.00	(20.88)	1,223.02
2018 Refunds	(410.50)	0.00	0.00	(410.50)	2018	(410.50)	0.00	0.00	0.00	(410.50)
2017 Collections	229,130.74	1,285.82	13.75	230,430.11	2018	229,130.74	1,285.82	13.75	(4,093.85)	226,336.48
2017 Refunds	(22,837.50)	0.00	0.00	(22,837.50)	2018	(22,837.50)	0.00	0.00	0.00	(22,837.50)
2018 Collections	189,220.50	1,368.81	0.75	170,588.06	2018	189,220.50	1,368.81	0.75	(3,024.20)	187,583.98
Current Year To Date	578,786.28	2,652.43	311.48	579,749.19	2018	578,748.98	2,652.43	811.48	(7,854.08)	\$572,894.73

TOTAL DISTRIBUTIONS BY TAX YEAR SINCE INCEPTION

	Resident Tax Amount	Net- Pay/Int Resident Amount	Chgs & Credits	Total Collections	Dist Year	Resident Tax Amount	Net- Pay/Int Resident Amount	Chgs & Credits	TCD Completion	Total Distribution
2012 Collections	719,222.24	8,202.07	778.53	728,200.84	ALL	719,222.24	8,202.07	778.53	(13,175.23)	715,025.81
2012 Refunds	(20,842.00)	0.00	0.00	(20,842.00)	ALL	(20,842.00)	0.00	0.00	0.00	(20,842.00)
2013 Collections	754,738.24	8,394.01	601.32	763,733.57	ALL	754,738.24	8,394.01	601.32	(13,721.27)	750,012.30
2013 Refunds	(27,121.00)	0.00	0.00	(27,121.00)	ALL	(27,121.00)	0.00	0.00	0.00	(27,121.00)
2014 Collections	780,851.23	5,197.54	438.43	786,485.20	ALL	780,851.23	5,197.54	438.43	(14,055.25)	772,429.85
2014 Refunds	(28,045.00)	0.00	0.00	(28,045.00)	ALL	(28,045.00)	0.00	0.00	0.00	(28,045.00)
2016 Collections	813,819.45	5,253.31	228.12	819,298.88	ALL	813,819.45	5,253.31	228.12	(14,892.78)	804,606.10
2016 Refunds	(28,841.00)	(81.00)	0.00	(29,002.00)	ALL	(28,841.00)	(81.00)	0.00	0.00	(28,902.00)
2018 Collections	824,324.81	6,037.95	133.99	830,496.75	ALL	824,324.81	6,037.95	133.99	(14,767.00)	811,761.75
2018 Refunds	(31,588.50)	(34.00)	0.00	(31,822.50)	ALL	(31,588.50)	(34.00)	0.00	0.00	(31,822.50)
2017 Collections	845,212.67	5,311.59	15.08	850,538.34	ALL	845,212.67	5,311.59	15.08	(15,100.88)	830,436.28
2017 Refunds	(22,837.50)	0.00	0.00	(22,837.50)	ALL	(22,837.50)	0.00	0.00	0.00	(22,837.50)
2018 Collections	189,220.50	1,368.81	0.75	170,588.06	ALL	189,220.50	1,368.81	0.75	(3,024.20)	167,933.06
Year Totals	4,747,814.11	38,888.28	2,180.2	4,749,372.64	ALL	4,747,814.11	38,888.28	2,180.2	(86,536.78)	\$4,709,856.15



Jordan Tax Service, Inc.

102 Rahway Road • McMurray, PA 15317-3349
(412) 835-5243 • Fax (412) 835-5244
(724) 731-2300 • Fax (724) 731-2398
www.jordantax.com

Tax & Record
Services
Municipal
Business
Individual

June 4, 2018

Borough of Crafton
Robert Kaczorowski, Interim Manager
Municipal Building
100 Stotz Avenue
Pittsburgh, PA 15205

RE: Local Services Tax Collections
Collection Summary Report
May, 2018

Detailed below are the Local Services Tax Collections remitted to the Borough for the Collection Period of May 1, 2018 through May 31, 2018:

<u>PERIOD</u>	<u>TAX</u>	<u>PEN & INT</u>	<u>TOTAL COLLECTIONS</u>	<u>YEAR TO DATE</u>
2016 and Prior	\$ -	\$ -	\$ -	\$ 16.00
2017	-	-	-	12,308.26
2018	11,443.12	-	11,443.12	11,586.12
Total Collections	11,443.12	-	11,443.12	23,910.38
Refunds Issued	-	-	-	-
	<u>\$ 11,443.12</u>	<u>\$ -</u>	<u>\$ 11,443.12</u>	<u>\$ 23,910.38</u>
Net Collections			<u>\$ 11,443.12</u>	<u>\$ 23,910.38</u>

Amounts Remitted:


<u>Date</u>	<u>Batch #</u>	<u>Amount</u>
05/01/18	02	\$ 1,639.77
05/07/18	03	771.22
05/10/18	04	1,090.33
05/16/18	05	3,438.55
05/23/18	06	404.33
05/24/18	07	2,058.96
05/24/18	08	2,039.96

Total Deposited \$ 11,443.12

We have enclosed our invoice for services.

Very truly yours,
JORDAN TAX SERVICE, INC.

WILLIAM R. LINNERT, JR.



Jordan Tax Service, Inc.

102 Rahway Road • McMurray, PA 15317-3349
(412) 835-5243 • Fax (412) 835-5244
(724) 731-2300 • Fax (724) 731-2398
www.jordantax.com

Tax & Record
Services
Municipal
Business
Individual

June 4, 2018

Borough of Crafton
Robert Kaczorowski, Interim Manager
Municipal Building
100 Stotz Avenue
Pittsburgh, PA 15205

RE: Mercantile Tax
Collection Summary Report
May, 2018

Detailed below are the Mercantile Tax Collections remitted to the Borough for the Collection Period of May 1, 2018 through May 31, 2018:

<u>PERIOD</u>	<u>TAX</u>	<u>PEN & INT</u>	<u>TOTAL COLLECTIONS</u>	<u>YEAR TO DATE</u>
2016 and Prior	\$ -	\$ -	\$ -	\$ -
2017	-	-	-	27,091.13
2018	22,013.26	-	22,013.26	24,928.08
	<u>\$ 22,013.26</u>	<u>\$ -</u>	<u>\$ 22,013.26</u>	<u>\$ 52,019.21</u>
Total Collections			\$ 22,013.26	\$ 52,019.21

Amounts Deposited:


<u>Date</u>	<u>Batch #</u>	<u>Amount</u>
05/07/18	04	\$ 3,641.04
05/14/18	05	489.54
05/21/18	06	16,958.87
05/31/18	07	923.81

Total Deposited \$ 22,013.26

We have enclosed our invoice for services.

Very truly yours,
JORDAN TAX SERVICE, INC.

WILLIAM R. LINNERT, JR.



Jordan Tax Service, Inc.

102 Rahway Road • McMurray, PA 15317-3349
(412) 835-5243 • Fax (412) 835-5244
(724) 731-2300 • Fax (724) 731-2398
www.jordantax.com

Tax & Record
Services
Municipal
Business
Individual

June 4, 2018

Borough of Crafton
Robert Kaczorowski, Interim Manager
Municipal Building
100 Stotz Avenue
Pittsburgh, PA 15205

RE: Business Privilege Tax
Collection Summary Report
May, 2018

Detailed below are the Business Privilege Tax Collections remitted to the Borough for the Collection Period of May 1, 2018 through May 31, 2018:

<u>PERIOD</u>	<u>TAX</u>	<u>LICENSE</u>	<u>PEN & INT</u>	<u>TOTAL COLLECTIONS</u>	<u>YEAR TO DATE</u>
2016 and Prior	\$ -	\$ -	\$ -	\$ -	\$ -
2017	-	-	-	-	317.74
2018	35,795.00	1,170.00	21.76	36,986.76	49,494.45
Total Collections	35,795.00	1,170.00	21.76	36,986.76	49,812.19
Refunds Issued	-	-	-	-	-
	<u>\$ 35,795.00</u>	<u>\$ 1,170.00</u>	<u>\$ 21.76</u>		
Net Collections				<u>\$ 36,986.76</u>	<u>\$ 49,812.19</u>


Amounts Deposited:

<u>Date</u>	<u>Batch #</u>	<u>Amount</u>
05/07/18	06	\$ 2,211.46
05/14/18	07	12,273.56
05/14/18	08	1,161.43
05/21/18	09	18,501.64
05/24/18	10	955.92
05/29/18	11	1,114.01
05/31/18	12	768.74
Total Deposited		<u>\$ 36,986.76</u>

We have enclosed our invoice for services.

Very truly yours,
JORDAN TAX SERVICE, INC.

WILLIAM R. LINNERT, JR.



Jordan Tax Service, Inc.

102 Rahway Road • McMurray, PA 15317-3349
 (412) 835-5243 • Fax (412) 835-5244
 (724) 731-2300 • Fax (724) 731-2398
 www.jordantax.com

Tax & Record
 Services
 Municipal
 Business
 Individual

June 4, 2018

Borough of Crafton
 Robert Kaczorowski, Interim Manager
 Municipal Building
 100 Stotz Avenue
 Pittsburgh, PA 15205

RE: Trash Removal
 Collection Summary Report
 May, 2018

Detailed below are the 2018 Trash Removal Collections remitted to the Borough for the Month of May, 2018:

	<u>BILLING FEE</u>	<u>GARBAGE</u>	<u>TOTAL</u> <u>CURRENT PERIOD</u>	<u>YEAR TO DATE</u>
FACE TAX	\$ 135.00	\$ 7,425.12	\$ 7,560.12	\$ 449,263.45
Less: Discount	-	(0.90)	(0.90)	(17,751.10)
Plus: Penalty	-	393.12	393.12	1,652.22
Total Collections	\$ 135.00	\$ 7,817.34	\$ 7,952.34	\$ 433,164.57


Amounts Deposited:

<u>Date</u>	<u>Batch #</u>	<u>Amount</u>
05/09/18	16	\$ 5,664.14
05/21/18	17	2,288.20
Total		7,952.34
Less: Refunds		-
Total Deposits		\$ 7,952.34

	<u>BILLING</u>	<u>GARBAGE</u>	<u>YEAR-TO-DATE</u>
FACE BALANCE 02/01/2018	\$ 9,865.00	\$ 567,672.00	\$ 577,537.00
Add: Additions	-	-	-
Less: Deletions	-	-	-
ADJUSTED FACE BALANCE	9,865.00	567,672.00	577,537.00
Less: Total Collections	(8,175.00)	(441,088.45)	(449,263.45)
Less: Turned Over to Delinquent	-	-	-
FACE BALANCE 5/31/2018	\$ 1,690.00	\$ 126,583.55	\$ 128,273.55

Very truly yours,
 JORDAN TAX SERVICE, INC.

William R. Linnert, Jr.
 WILLIAM R. LINNERT, JR.



Jordan Tax Service, Inc.

102 Rahway Road • McMurray, PA 15317-3349
 (412) 835-5243 • Fax (412) 835-5244
 (724) 731-2300 • Fax (724) 731-2398
 www.jordantax.com

**Tax & Record
 Services**
 Municipal
 Business
 Individual

June 4, 2018

Borough of Crafton
 Robert Kaczorowski, Interim Manager
 Municipal Building
 100 Stotz Avenue
 Pittsburgh, PA 15205

RE: Real Estate Taxes
 Collection Summary Report
 May, 2018

Detailed below are the 2018 Real Estate Tax Collections deposited to the Borough account for the Month of May, 2018:

	CURRENT PERIOD			YEAR TO DATE
	REAL ESTATE	ROAD	TOTAL	
FACE TAX	\$ 240,694.78	\$ 83,471.49	\$ 324,166.27	\$ 1,679,329.56
Less: Discount	(4,630.76)	(1,568.98)	(6,199.74)	(33,187.22)
Plus: Penalty	12.42	4.21	16.63	39.48
Total Collections	\$ 236,076.44	\$ 81,906.72	\$ 317,983.16	\$ 1,646,181.82

Amounts Deposited:

Date	Batch #	Amount
05/01/18	12	\$ 132,820.70
05/02/18	13	42,184.45
05/04/18	14	90,824.09
05/10/18	15	37,726.67
05/17/18	49/16	14,427.25
Total Deposits		317,983.16
Less: Refunds:		-
Net Collections		\$ 317,983.16

	2017	2017	2018	2018	TOTAL
	REAL ESTATE	ROAD	REAL ESTATE	ROAD	
FACE BALANCE 3/1/2018	\$ 4,712.10	\$ 1,595.60	\$ -	\$ -	\$ 6,307.70
Add: Billing 3/1/2018	-	-	1,497,104.89	506,955.62	2,004,060.51
Add: Additions	-	-	1,288.23	-	1,288.23
Less: Exonerations	-	-	(1.70)	-	(1.70)
ADJUSTED FACE BALANCE	4,712.10	1,595.60	1,498,391.42	506,955.62	2,011,654.74
Less: Total Collections	(481.95)	(163.20)	(1,250,004.49)	(428,679.92)	(1,679,329.56)
Less: Turned Over to Delinquent	-	-	-	-	-
FACE BALANCE 5/31/2018	\$ 4,230.15	\$ 1,432.40	\$ 248,386.93	\$ 78,275.70	\$ 332,325.18

Very truly yours,
 JORDAN TAX SERVICE, INC.

William R. Linnert, Jr.
 WILLIAM R. LINNERT, JR.

Tax Collector's Monthly Report to Taxing Districts

For the Month of MAY, 2018
BOROUGH OF CRAFTON Taxing District

		Real Estate	Road	Prior Years Real Estate	Prior Years Road
A. Collections					
1.	Balance Collectable-Beginning of Month	487,671.01	161,705.14	4,354.32	1,474.45
2A.	Additions: During the Month(*)	1,288.23			
2B.	Deductions: Credits During the Month - (from line 17)				
3.	Total Collectable	488,959.24	161,705.14	4,354.32	1,474.45
4.	Less: Face Collections for the Month	240,570.61	83,429.44	124.17	42.05
5.	Less: Deletions from the List (Gentrifications)				
6.	Less: Exonerations (*)	1.70			
7.	Less: Liens/Non-Lienable Installments(*)				
8.	Balance Collectable - End of Month	248,386.93	78,275.70	4,230.15	1,432.40
B. Reconciliation of Cash Collected					
9.	Face Amount of Collections - (must agree with line 4)	240,570.61	83,429.44	124.17	42.05
10.	Plus: Penalties	0.00	0.00	12.42	4.21
11.	Less: Discounts	4,630.76	1,568.98	0.00	0.00
12.	Total Cash Collector per Column	235,939.85	81,860.46	136.59	46.26
13.	Total Cash Collected				317,983.16
C. Payment of Taxes					
14.	Amount Remitted During the Month (*)		Amount	TOTAL ALL TAXES	
	Date	Transaction #	Amount		
	5/1/2018	12	132,820.70		
	5/2/2018	13	42,184.45		
	5/4/2018	14	90,824.09		
	5/10/2018	15	37,726.67		
	5/17/2018	49/16	14,427.25		
				Total	\$ 317,983.16
15.	Amount paid with this Report Applicable to this Reporting Month	Trx. #			\$ 317,983.16
16.	Total Remitted This Month				\$ 317,983.16
17.	List, Other Credit Adjustments (*)	Parcel #	Name	Amount	
18.	Interest Earnings (if applicable)		Total		

Received by (taxing district) William R. Lunn Title: Tax Collector Date: 6/13/18
 I acknowledge the receipt of this report.

Taxing District Use (Optional)
 Carryover from Previous Month \$
 Amount Collected This Month \$
 Less Amount Paid This Month \$
 Ending Balance \$

*+ Prior Yr. Collection: Agent Acting on behalf of the Tax Collector Date collected
 I verify this is a complete and accurate reporting of the balance collectable, taxes collected
 remitted for the month.

JORDAN TAX SERVICE, INC.
102 RAILWAY ROAD
MCMURRAY, PA 15317-3349
(724) 731-2300

Delinq. Trash, Sewage & Property Tax Collection: May 2018

June 14, 2018

Borough of Crafton
 Robert Kaczorowski, Interim Manager
 Municipal Building
 100 Stotz Avenue
 Pittsburgh, PA 15205

Gentlemen:

We are forwarding herewith counterfoils for delinquent taxes and municipal claims collected and satisfied since date of our last report. We are also forwarding deposit slips as summarized below and the Prothonotary's receipts for satisfaction costs advanced by our office.

DELINQUENT TAXES:

Receipts: #13270-13303

	Face Tax	Penalty	Interest	Costs	TOTAL
Prior	3,361.43	500.07	812.83	222.25	4,896.58
2017	2,502.89	377.50	-	22.00	2,902.39
Record: Sheriff Sale Costs					265.15
Commission Collected					389.97

MUNICIPAL CLAIMS: "Trash"

Receipts: #1723-1748

	Face Tax	Penalty	Interest	Costs	Comm	TOTAL
Commission Collected	3,678.77	379.52	-	108.27	-	4,166.56
						208.34

MUNICIPAL CLAIMS: "Trash"

Receipts: #4000-4003, 4006, 4008-4011, 4013-4014

	Face Tax	Penalty	Interest	Costs	Comm	TOTAL
Commission Collected	1,253.54	41.70	104.25	145.00	-	1,544.49
						96.99

MUNICIPAL CLAIMS: "Sewage"

Receipts: #4004-4005, 4007, 4012

	Face Tax	Penalty	Interest	Costs	Comm	TOTAL
Commission Collected	731.10	-	-	-	-	731.10
						38.37

Total Collections, Taxes and Claims:

Taxes	\$	8,454.09	Ck. #1383	<u>\$ 15,239.94</u>
Trash	\$	6,016.38	Ck. #1384	
Sewage	\$	769.47	Ck. #1385	

Deposits Per Enclosed Receipts:

DATE	AMOUNT	DATE	AMOUNT	DATE	AMOUNT
05/02/18	102.14	05/07/18	551.66	05/14/18	7,498.64
05/02/18	679.60	05/07/18	647.25	05/22/18	525.00
05/03/18	206.06	05/07/18	1,120.35	05/25/18	507.05
05/03/18	229.00	05/14/18	405.69		
05/04/18	20.00	05/14/18	2,747.50		

Total Deposits

15,239.94

*Partial Payments Not Yet Applied -\$1,628.35

JORDAN TAX SERVICE, INC.


 William R. Linnert, Jr.

JORDAN TAX SERVICE, INC.
 102 RAILWAY ROAD
 MC MURRAY, PA 15317-3349
 (724) 731-2300

Delinq. Real Estate, Trash & Sewage Collection – April 2018

May 11, 2018

Borough of Crafton
 Robert Kaczorowski, Interim Manager
 Municipal Building
 100 Stotz Avenue
 Pittsburgh, PA 15205

Gentlemen:

We are forwarding herewith counterfoils for delinquent taxes and municipal claims collected and satisfied since date of our last report. We are also forwarding deposit slips as summarized below and the Prothonotary's receipts for satisfaction costs advanced by our office.

DELINQUENT TAXES:

Receipts #13229-13269

	Face Tax	Penalty	Interest	Costs	TOTAL
Prior	1,285.62	-	104.98	84.08	1,474.68
2017	9,365.91	1,083.91	-	115.50	10,565.32
Record/Sheriff Sale Costs					1,867.54
Commission Collected					607.64

MUNICIPAL CLAIMS: "Trash"

Receipts #1704-1714, 1716-1722 (#1715 "VOID")

	Face Tax	Penalty	Interest	Costs	Comm	TOTAL
	2,961.21	321.71	-	77.50	-	3,360.42
Commission Collected						165.78

MUNICIPAL CLAIMS: "Trash"

Receipts #3971, 3974, 3977, 3979-3986, 3989, 3991, 3993, 3995, 3997, 3999

	Face Tax	Penalty	Interest	Costs	Comm	TOTAL
	2,934.56	60.35	125.28	439.00	-	3,559.19
Record/Sheriff Sale Costs						206.75
Commission Collected						197.88

MUNICIPAL CLAIMS: "Sewage"

Receipts #3969-3970, 3972-3973, 3975-3976, 3978, 3987-3988, 3990, 3992, 3994, 3996, 3998

	Face Tax	Penalty	Interest	Costs	Comm	TOTAL
	4,874.84	199.96	151.63	870.00	-	6,096.43
Commission Collected						323.31

MUNICIPAL CLAIMS: "Sewage"

Receipts #299

	Face Tax	Penalty	Interest	Costs	Comm	TOTAL
	14.21	-	7.71	-	-	21.92
Commission Collected						2.19

Total Collections, Taxes and Claims:

Taxes	\$ 14,515.18	Ck. #1379	\$ 28,449.05
Trash	\$ 7,490.02	Ck. #1380	
Sewage	\$ 6,443.85	Ck. #1381	

Deposits Per Enclosed Receipts

DATE	AMOUNT	DATE	AMOUNT	DATE	AMOUNT
04/03/18	1,948.19	04/09/18	757.68	04/12/18	1,035.31
04/04/18	38.10	04/09/18	2,544.98	04/12/18	9,423.49
04/04/18	59.54	04/09/18	3,685.51	04/18/18	78.75
04/05/18	367.95	04/10/18	141.38	04/19/18	116.60
04/05/18	471.68	04/11/18	858.75	04/24/18	610.66
04/06/18	24.11	04/11/18	1,006.64	04/27/18	5,279.73

Total Deposits

28,449.05

*Partial Payments Not Yet Applied - \$2,641.65

JORDAN TAX SERVICE, INC


 William R. Linnert, Jr.

**BOROUGH OF CRAFTON
POLICE DEPARTMENT**

MARK A. SUMPTER
CHIEF OF POLICE

100 STOTZ AVENUE
CRAFTON, PENNSYLVANIA 15205

JAMES G. BLOOM
MAYOR



June 21, 2018

Crafton Police responded to 283 complaints during the month of May 2018.

The following 4 pages attached show a print out of the calls answered by Crafton Police.

Paid parking tags paid at the window - \$60.00

Copies of Police Reports - \$75.00

No solicitor permits were issued for the month of May

No truck permits were issued for the month of May

Fines collected by the Magistrate and paid to the borough for May - \$1,434.88

There were 124 citations issued, 32 citation warnings, 3 parking tags, 10 AccuTrak – 169 total

Crafton Borough had three EMS narcotic related calls for the month of May 2018.

Naloxone (Narcan) was used twice by EMS, once by the Police Department and two times by the males girlfriend.

Mileage on Police Cars:

Unit #11-1 - 1,026 miles ending at 36,171


Unit #11-2 - 2,380 miles ending at 22,433

Unit #11-3 - 1,437 miles ending at 37,243

Respectfully submitted,

Handwritten signature of Barbara H. Berkhouse in blue ink.

Barbara H. Berkhouse
Police Secretary



NorthWest EMS

366 Helen Street | McKees Rocks, PA 15136
412.331.2600 OFFICE | 412.331.3133 FAX

Crafton Borough Report May 2018

Total Run Numbers:

- Total Emergency and Non-Emergency 911 Responses: 90
Average Response Time (E0-E4): 4 min. 30 sec.
- Total Emergency 911 Response: 85
Average Response Time (E0-E3): 4 min. 26 sec.
- Total Highest Priority Response: 41
Average Response Time (E0-E1): 4 min. 20 sec.


Response Times by Category and NFPA Compliance:

- E0 Response: 11
Average Response Time: 4 min. 08 sec.
NFPA Compliance: 100%
- E1 Response: 30
Average Response Time: 4 min. 24 sec.
NFPA Compliance: 100%
- E0 + E1 Response: 41
Average Response Time: 4 min. 20 sec.
NFPA Compliance: 100%
- E2 Response: 18
Average Response Time: 4 min. 41 sec.
- E3 Response: 26
Average Response Time: 4 min. 26 sec.
- E4 Response: 5
Average Response Time: 5 min. 41 sec.

Standbys:

- Scott Township EMS (Station 740) Standby Request: 0
Calls Given to Station 740 in Crafton: 0
- Ingram EMS (Station 760) Standby Request: 0
Calls Given to Station 760 in Crafton: 0
- Robinson EMS (Station 810) Standby Request: 0
Calls Given to Station 810 in Crafton: 0
- Average Response Time for Mutual Aid Services: 0 min. 0 sec.
- NorthWest EMS Requested to Standby: 5
Calls Taken for Station 810: 0
Calls Taken for Station 740: 0
Calls Taken for Station 760: 4

Calls taken for Southbridge EMS (Station 815): 1



NorthWest EMS

366 Helen Street | McKees Rocks, PA 15136
412.331.2600 OFFICE | 412.331.3133 FAX

Crafton Borough EMS Report Notes

May 2018

All numbers for this report from Allegheny County 911 CAD system.

NFPA compliance target achieved for serious calls: E-0: 100%

NFPA compliance target achieved for serious calls: E-1: 100%

NFPA compliance target achieved for serious calls: E-0 + E-1: 100%

Once again, our May response times and NFPA performance continue at traditional levels, putting Crafton Borough at the top in Allegheny County with regard to EMS performance.

Mutual aid was not used in May (NOTE: Station 770 is Rennerdale EMS, who is staffed by NorthWest EMS personnel and is used interchangeably within our operation).

NWEMS provided mutual aid 5 times in May as follows: Ingram (4), Robinson (0), Carnegie/Scott Twp. (0), and Southbridge (1).

Finally, 24 calls (26.6%) occurred between the hours of 11 pm and 7 am in May, demonstrating the need for 24 hour coverage in Crafton Borough.

Submitted by: George Dudash III 412-779-1927 gdudash@northwestems.net

May 2018
Ordinance Report

Date Received	Street Name	Violation/Complaint	Action Taken	Time Given
5/8/2018	Chess Street	RV Parked	Violation	5
5/17/2018	Belvidere Street	Peeling Paint	Violation	30
5/21/2018	Bradford Avenue	Railing Falling off	Violation	30
5/21/2018	W. Steuben Street	High Grass	Violation	5
5/21/2018	Walnut Street	Roaming Cats	Reminder	
5/21/2018	Maxwell Street	High Grass	Violation	5
5/21/2018	Bradford Avenue	High Grass	Violation	5
5/21/2018	Bradford Avenue	High Grass	Violation	5
5/21/2018	Bradford Avenue	High Grass	Violation	5
5/21/2018	Division Street	High Grass	Violation	5
5/21/2018	Underhill Street	High Grass	Violation	5
5/21/2018	Dinsmore Avenue	High Grass	Violation	5
5/21/2018	Dinsmore Avenue	Vacant/Abandoned Prop.	Site Visit	5
5/21/2018	W. Steuben Street	Rental	Reminder	30
5/21/2018	Dinsmore Avenue	Rental	Violation	30
5/21/2018	Grace Street	Rental	Reminder	30
5/21/2018	Crafton Boulevard	High Grass	Violation	5
5/21/2018	Parke Street	High Grass	Violation	5
5/21/2018	Creighton Avenue	High Grass	Violation	5
5/30/2018	Barr Avenue	Garbage/Debris	Violation	3
5/30/2018	Barr Avenue	Rodents Infestation	Violation	3
6/4/2018	W. Steuben Street	High Grass/Shrubs	Final Notice	5
6/4/2018	W. Steuben Street	Hazardous Tree	Violation	30
6/5/2018	W. Steuben Street	High Grass	Violation	5
6/12/2018	Thomas Street	High Grass	Violation	5
6/12/2018	S. Grandview Avenue	High Grass	Violation	5
6/14/2018	Ewing Road	High Grass	Violation	5
6/15/2018	Union Avenue	High Grass	Violation	5
6/15/2018	Union Avenue	Garbage/Debris	Violation	5
6/15/2018	Dinsmore Avenue	Structural	Site Visit	5
6/15/2018	Dinsmore Avenue	Structural	Site Visit	

Building Inspection Report

MAY 2018

May Reports Received

(Attached)

Building Inspection Underwriters
Allegheny County R/E Transfer

Certificates & Permits Issued

(May 2018)

Rental Inspection Certificates Issued	4
Zoning Use/Occupancy Certificates Issued	16
Building/Zoning Permits Issued	5

Crafton Volunteer Fire Department
8 Stotz Avenue – Pittsburgh, Pennsylvania 15205
412-875-0022 – Station 412-875-0021 Station Fax

TO: Rob Kaczorowski – Crafton Borough Manager
FROM: Mike Crown, Fire Chief
DATE: June 25, 2018
RE: May 2018 Monthly Report

The Crafton Volunteer Fire Department responded to 59 requests for assistance for the month:

MAJOR INCIDENT TYPE	# INCIDENTS	% of TOTAL
Fires	19	32.20%
Rescue & Emergency Medical Service	25	42.37%
Hazardous Condition (No Fire)	8	13.55%
Good Intent Call	3	5.08%
Special Incident Type	4	6.77%
TOTAL	59	100.00%

The CVFD has been very active training this month and preparing for the summer months. Our call volume for fires has increased partly due to more mutual aid responses into Stowe Township and McKees Rocks Borough. They added Crafton for Rapid Intervention Team Services, where we standby in case of a downed firefighter and we are specialized in the rescue efforts to retrieve the downed firefighter from volatile conditions of a working structure fire.

We also have run mutual aid into surrounding communities for fire as they have requested. I take great pride in the fact that the area fire departments respect our abilities and staffing that they call us for support. This is great because when they are needed here they come to support us.

Total man hours spend on Fire Related activities and Training was 987.24 hours for the month.



May 2018

Dear Council Members,

Crafton Public Library continues to be grateful for the support of Council and the community of Crafton.

In addition to our regular programs, the library hosted several new events. Crafton Public Library's new Garden Group met once to plan for their future meetings. We also made our final plans for Summer Reading 2018, which included coordinating a series of activities related to the "libraries rock" theme. Also of note, the library again hosted Crafton Awake, a poetry reading and discussion group.

For May, the library plans to continue its ongoing programs. New upcoming events include the following: Recognizing Reliable Resources, Summer Reading 2018 promotion at Crafton Elementary, and a STEAM-related activity for Remake Learning Days. Finally, the library will close on May 28, 2018 in observance of Memorial Day. We will resume our normal hours of operation on May 29, 2018.

The library's staff members are happy to answer your questions. We welcome the opportunity to help you with your informational or recreational needs.

Regards,

**Richard Brzustowicz
Acting Executive Director**