
MONTHLY REPORTS

NOVEMBER 2017

FOR PUBLIC INSPECTION

**BOROUGH OF CRAFTON
TREASURER'S REPORT
November 30, 2017**

DEMAND DEPOSITS

Balance to General Fund	597,092.88	
Total Receipts	246,578.32	
Subtotal	843,671.20	
Total Disbursements	(272,836.39)	
General Fund		570,834.81
Payroll Account		5,536.99
Alcosan		2,083.67
Capital Projects Reserve Fund		75,558.09
Fire Equipment Fund		1,143.42
Road Tax Fund		414,192.12
Insurance Escrow		1.00
Med Saver		1,355.58
Crafton Celebrates		15,096.57
Planning Commission		700.00
Total Demand Deposits		1,086,502.25

INVESTMENTS

Pennsylvania Local Government Trust General Fund		909,629.34
Pennsylvania Local Government Trust Sewer Account		1,361,032.14
Pennsylvania Local Government Trust Highway Aid		176,694.30
PNC DB Trust Police Pension		4,537,189.41
PNC DB Trust Employee Pension		1,397,957.55
Total Investments		8,382,502.74

TOTAL DEMAND DEPOSITS AND INVESTMENT ACCOUNTS

9,469,004.99



Annette M. Lherbier, Treasurer

BOROUGH OF CRAFTON
GENERAL FUND FINANCIAL REPORT
January 1, through November 30, 2017

	Jan - Nov 17	Budget	\$ Over Bu...	% of Bu...
Income				
301 · Real Estate Taxes				
301.10 · Real Estate - Current	1,398,497.39	1,380,000.00	18,497.39	101.3%
301.20 · R.E. Tax - Prior Year	2,441.65	7,000.00	-4,558.35	34.9%
301.30 · Road Tax Interfund Trf	6,336.91	0.00	6,336.91	100.0%
301.35 · Road - Pen / Interest-Transfer	1,356.80	0.00	1,356.80	100.0%
301.50 · R.E. Tax - Delinq.-Leined	49,287.80	55,000.00	-5,712.20	89.6%
Total 301 · Real Estate Taxes	1,457,920.55	1,442,000.00	15,920.55	101.1%
310 · Act 511 Taxes				
310.10 · Real Estate Transfer	79,712.50	55,000.00	24,712.50	144.9%
310.21 · EIT - Current	571,156.79	525,000.00	46,156.79	108.8%
310.22 · EIT - Prior	216,097.31	250,000.00	-33,902.69	86.4%
310.23 · EIT - Delinquent	56,497.80			
310.31 · Mercantile - Current	107,342.08	100,000.00	7,342.08	107.3%
310.36 · Business Priviledge - Current	62,789.59	56,000.00	6,789.59	112.1%
310.51 · LST-OccTaX - Current	49,380.36	45,000.00	4,380.36	109.7%
Total 310 · Act 511 Taxes	1,142,976.43	1,031,000.00	111,976.43	110.9%
319 · Penalty/Interest				
319.01 · P/I Real Estate Taxes	3,182.88	5,000.00	-1,817.12	63.7%
319.02 · P/I - R/E Taxes - Delinq.	35,251.68	25,000.00	10,251.68	141.0%
319.12 · P/I EIT	854.93	8,000.00	-7,145.07	10.7%
319.122 · P/I EIT - Delinq.	4,914.20			
319.13 · P/I Mercantile	525.92	250.00	275.92	210.4%
319.15 · P/I LST- OPT	29.78	0.00	29.78	100.0%
319.18 · P/I Business Priviledge	438.75	500.00	-61.25	87.8%
319.20 · Magistrate/Other	192.75	1,000.00	-807.25	19.3%
319.30 · P/I - Garbage Collection	3,244.16	15,000.00	-11,755.84	21.6%
319.302 · P/I - Garbage - Delinq.	27,791.98			
Total 319 · Penalty/Interest	76,427.03	54,750.00	21,677.03	139.6%
321 · Licenses & Permits				
321.61 · Soliciting Permits	1,550.00	250.00	1,300.00	620.0%
321.75 · Mechanical Devices	4,200.00	3,000.00	1,200.00	140.0%
321.80 · Cable Franchise Fees	111,872.62	112,000.00	-127.38	99.9%
321.90 · Business Licenses	2,110.00	2,500.00	-390.00	84.4%
322.80 · Street Openings	17,196.00	8,000.00	9,196.00	215.0%
322.81 · Pole Permits	60.00	0.00	60.00	100.0%
322.83 · Truck Parking Permits	280.00	100.00	180.00	280.0%
Total 321 · Licenses & Permits	137,268.62	125,850.00	11,418.62	109.1%
331 · Fines & Forfeits				
331.13 · Fines-Magistrate/County	32,590.19	40,000.00	-7,409.81	81.5%
331.14 · M/Veh Violations/State Police	2,492.25	4,000.00	-1,507.75	62.3%
Total 331 · Fines & Forfeits	35,082.44	44,000.00	-8,917.56	79.7%
341 · Interest Earnings				
341.01 · Income on Investments	6,175.01	1,000.00	5,175.01	617.5%
342.00 · Rental Income	23,950.25	25,000.00	-1,049.75	95.8%
Total 341 · Interest Earnings	30,125.26	26,000.00	4,125.26	115.9%
354 · Grant Proceeds				
354.15 · Act 101 Recycling Grant	0.00	4,000.00	-4,000.00	0.0%
354.20 · Miscellaneous Grants	73,692.00	0.00	73,692.00	100.0%
Total 354 · Grant Proceeds	73,692.00	4,000.00	69,692.00	1,842.3%
355 · State Entitlements				
355.01 · PURTA	3,231.57	3,500.00	-268.43	92.3%
355.04 · Liquor Licenses	1,000.00	1,000.00	0.00	100.0%
355.05 · Pension State Aid	118,945.60	112,000.00	6,945.60	106.2%
355.07 · Foreign Fire Fund	28,193.24	31,000.00	-2,806.76	90.9%
355.09 · Act 13 Impact Fee	663.78	700.00	-36.22	94.8%
357.01 · 1% Sales Tax	200,131.48	220,000.00	-19,868.52	91.0%
Total 355 · State Entitlements	352,165.67	368,200.00	-16,034.33	95.6%

BOROUGH OF CRAFTON
GENERAL FUND FINANCIAL REPORT
January 1, through November 30, 2017

	Jan - Nov 17	Budget	\$ Over Bu...	% of Bu...
358 · Intergov. Contract Services				
358.10 · Police Services-Thornburg	84,946.18	95,500.00	-10,553.82	88.9%
358.11 · Fire Protection Services	7,791.74	8,500.00	-708.26	91.7%
358.12 · Reimb. VehExp-Code Official	0.00	1,000.00	-1,000.00	0.0%
Total 358 · Intergov. Contract Services	92,737.92	105,000.00	-12,262.08	88.3%
360 · Charges For Service				
361.00 · Jordan-Trash Billing Fee	8,310.00	8,000.00	310.00	103.9%
361.34 · Zoning Hearing Board Fees	500.00	1,000.00	-500.00	50.0%
361.70 · Police Application Fees	0.00	1,000.00	-1,000.00	0.0%
362.11 · Sale of Accident Reports	2,070.00	1,500.00	570.00	138.0%
362.141 · Crossing Guard Reimb.	39,938.02	40,000.00	-61.98	99.8%
362.41 · Bldg./Elec. Permit Fees	27,183.50	9,000.00	18,183.50	302.0%
362.48 · Rental Inspection Fee	4,860.00	4,000.00	860.00	121.5%
362.50 · Zoning Use Permits	4,910.00	3,000.00	1,910.00	163.7%
362.51 · Occupancy Permits	8,075.00	6,000.00	2,075.00	134.6%
362.55 · Other Permits Code Enforce	730.00	0.00	730.00	100.0%
363.51 · PennDot Snow Removal	0.00	7,000.00	-7,000.00	0.0%
Total 360 · Charges For Service	96,576.52	80,500.00	16,076.52	120.0%
364 · Sanitation - Garbage Collection				
364.30 · Current Garbage Collection Fee	444,903.09	470,000.00	-25,096.91	94.7%
364.35 · Garbage Collection - Delinq.	87,869.14	50,000.00	37,869.14	175.7%
Total 364 · Sanitation - Garbage Collection	532,772.23	520,000.00	12,772.23	102.5%
367 · Recreation Fees				
367.10 · Minature Golf Pay to Play	110.00	0.00	110.00	100.0%
367.20 · Pool Passes	31,655.00	30,000.00	1,655.00	105.5%
367.21 · Pool General Admission	44,849.00	35,000.00	9,849.00	128.1%
367.22 · Swimming Lessons	3,758.00	4,000.00	-242.00	94.0%
367.23 · Pool/Mini Golf Rentals	4,926.00	4,000.00	926.00	123.2%
367.24 · AquaRobics	171.00	250.00	-79.00	68.4%
367.25 · Chair Rentals-Locks	1,274.00	1,000.00	274.00	127.4%
367.30 · Sale of Wood Chips/Compost	185.00	100.00	85.00	185.0%
367.40 · Pool Concessions	23,481.68	20,000.00	3,481.68	117.4%
367.41 · Community Center Rentals	2,300.00	2,000.00	300.00	115.0%
367.42 · Park Shelter Rentals	4,720.00	3,500.00	1,220.00	134.9%
367.50 · Senior Dinner-Fees	1,931.00	2,000.00	-69.00	96.6%
367.52 · Fundraising-Recreation	1,966.45	1,500.00	466.45	131.1%
Total 367 · Recreation Fees	121,327.13	103,350.00	17,977.13	117.4%
380 · Misc. Revenues				
380.01 · Refunds on Current Expenditures	1,890.12	1,000.00	890.12	189.0%
380.02 · Other	992.79	1,000.00	-7.21	99.3%
380.03 · Insurance Dividends	48,577.18	30,000.00	18,577.18	161.9%
380.04 · Reimb. Exp-Comp.Plan Ingram	0.00	15,000.00	-15,000.00	0.0%
380.05 · Drug Task Force OT	7,376.98	600.00	6,776.98	1,229.5%
380.12 · Reimbursed-P/D Overtime Details	7,440.94	0.00	7,440.94	100.0%
380.50 · Military Banner Receipts	17,275.00			
Total 380 · Misc. Revenues	83,553.01	47,600.00	35,953.01	175.5%
388 · Fiduciary Funds				
388.01 · Police Pension Contribution	35,950.28	35,000.00	950.28	102.7%
Total 388 · Fiduciary Funds	35,950.28	35,000.00	950.28	102.7%
390 · Other Financing Sources				
391.20 · Compensation of Fixed Assets	4,622.04	5,000.00	-377.96	92.4%
Total 390 · Other Financing Sources	4,622.04	5,000.00	-377.96	92.4%
392 · Interfund Transfers				
392.85 · Trf From Highway Aid	168,031.07	165,000.00	3,031.07	101.8%
392.88 · Trf from Road Tax Fund	-144.84	0.00	-144.84	100.0%
Total 392 · Interfund Transfers	167,886.23	165,000.00	2,886.23	101.7%
395 · Refunds of Prior Years				
395.02 · Gasoline Tax Refund	0.00	1,000.00	-1,000.00	0.0%

BOROUGH OF CRAFTON
GENERAL FUND FINANCIAL REPORT
January 1, through November 30, 2017

	Jan - Nov 17	Budget	\$ Over Bu...	% of Bu...
395.04 · Other	842.49	0.00	842.49	100.0%
399.00 · Sinking Fund Carryover	0.00	130,750.00	-130,750.00	0.0%
Total 395 · Refunds of Prior Years	842.49	131,750.00	-130,907.51	0.6%
Total Income	4,441,925.85	4,289,000.00	152,925.85	103.6%
Gross Profit	4,441,925.85	4,289,000.00	152,925.85	103.6%
Expense				
400 · Borough Administration				
400.11 · Salary of Council	7,700.00	8,400.00	-700.00	91.7%
400.14 · Clerical	34,426.74	36,000.00	-1,573.26	95.6%
400.154 · Health & Accident & STD	1,014.75	800.00	214.75	126.8%
400.156 · Hospitalization	52,678.36	60,000.00	-7,321.64	87.8%
400.161 · Social Security	12,015.59	13,000.00	-984.41	92.4%
400.162 · Unemployment Compensation	919.12	2,500.00	-1,580.88	36.8%
400.163 · FSA	891.73	1,000.00	-108.27	89.2%
400.164 · HRA	1,286.82	2,000.00	-713.18	64.3%
400.21 · Office Supplies/Postage	3,406.33	3,500.00	-93.67	97.3%
400.22 · Newsletter-Printing/Postage	531.32	1,000.00	-468.68	53.1%
400.26 · Minor Equipment	324.00	750.00	-426.00	43.2%
400.30 · Computer HW/SW Maint	0.00	1,000.00	-1,000.00	0.0%
400.32 · Communications	4,105.56	4,500.00	-394.44	91.2%
400.33 · Travel Expense	9.00	500.00	-491.00	1.8%
400.34 · Advertising	1,239.80	2,000.00	-760.20	62.0%
400.35 · Bonds	951.00	1,000.00	-49.00	95.1%
400.354 · Worker's Compensation	645.60	1,000.00	-354.40	64.6%
400.356 · Drug & Alcohol Testing	130.81	500.00	-369.19	26.2%
400.37 · Maint. & Repairs Equipment	4,033.20	3,000.00	1,033.20	134.4%
400.38 · Postage Meter Rental	576.00	750.00	-174.00	76.8%
400.39 · Equipmt. Lease - Copier	7,559.70	7,000.00	559.70	108.0%
400.42 · Council Meeting Expenses	776.20	1,000.00	-223.80	77.6%
400.43 · Subscriptions-Dues	1,914.00	1,500.00	414.00	127.6%
400.45 · Payroll Contract	5,806.27	6,500.00	-693.73	89.3%
400.74 · Major Equipment	1,861.84	1,000.00	861.84	186.2%
401.11 · Mayor - Salary	1,650.00	1,800.00	-150.00	91.7%
401.42 · Mayor - Membershp Dues/Seminars	130.00	200.00	-70.00	65.0%
402.11 · Auditing - Professional Auditor	11,997.50	12,500.00	-502.50	96.0%
402.12 · Salary - Treasurer	2,750.00	2,700.00	50.00	101.9%
404.31 · Solicitor Expenses	23,097.79	35,000.00	-11,902.21	66.0%
404.32 · Legal-Litigation	0.00	1,000.00	-1,000.00	0.0%
404.332 · Labor Counsel	0.00	2,000.00	-2,000.00	0.0%
405.12 · Salary - Admin. Assistant	36,300.00	40,000.00	-3,700.00	90.8%
405.13 · Salary - Manager	79,658.26	86,900.00	-7,241.74	91.7%
406.46 · Training Seminars	5,307.00	5,000.00	307.00	106.1%
407.32 · IT Expenses	4,636.00	5,000.00	-364.00	92.7%
408.31 · Engineer Retainer	900.00	1,200.00	-300.00	75.0%
Total 400 · Borough Administration	311,230.29	353,500.00	-42,269.71	88.0%
403 · Tax Collection				
403.11 · Salary - Property Tax Collector	440.00	500.00	-60.00	88.0%
403.351 · Bonds - Prop.Tax Collector	401.00	400.00	1.00	100.3%
403.46 · Jordan-Liens-Revivals-SherSales	21,050.50	10,000.00	11,050.50	210.5%
403.461 · Jordan Tax - TCF Fees	18,908.67	16,000.00	2,908.67	118.2%
403.462 · Jordan Tax - R/E Tax Collec Fee	7,416.00	7,500.00	-84.00	98.9%
403.463 · Jordan Tax-Prior R/E Tax Fee	18,482.28	17,000.00	1,482.28	108.7%
403.47 · Jordan Act 511 Fees	9,981.65	10,000.00	-18.35	99.8%
403.48 · Jordan-Act 32 SWTax District	14,554.92	15,000.00	-445.08	97.0%
403.76 · Rad Tax Payment	440.06	1,500.00	-1,059.94	29.3%
491.02 · RE Tax Refund - Prior	5,922.93	2,000.00	3,922.93	296.1%
491.03 · Refunds - LST	574.58	500.00	74.58	114.9%
491.06 · Refunds - Trash Collection	0.00	500.00	-500.00	0.0%
Total 403 · Tax Collection	98,172.59	80,900.00	17,272.59	121.4%
409 · Municipal Properties				
409.21 · Maintenance Supplies	1,460.77	1,500.00	-39.23	97.4%

BOROUGH OF CRAFTON
GENERAL FUND FINANCIAL REPORT
 January 1, through November 30, 2017

	Jan - Nov 17	Budget	\$ Over Bu...	% of Bu...
409.26 · Minor Equipment	0.00	500.00	-500.00	0.0%
409.36 · Utilities	19,628.01	20,000.00	-371.99	98.1%
409.361 · Utilities - District Magistrate	6,359.73	6,000.00	359.73	106.0%
409.37 · Repairs/Maintenance	15,287.29	15,000.00	287.29	101.9%
409.371 · Repairs/Maint- Dist. Magistrate	1,011.56	2,500.00	-1,488.44	40.5%
409.45 · Contracts - Custodian/Mats	10,118.16	9,000.00	1,118.16	112.4%
409.50 · Municipal Prop. Misc.	2,095.00	1,500.00	595.00	139.7%
409.71 · Cap Improvements - Dist. Magist	0.00	1,000.00	-1,000.00	0.0%
409.76 · Refunds - Community Center	0.00	100.00	-100.00	0.0%
Total 409 · Municipal Properties	55,960.52	57,100.00	-1,139.48	98.0%
410 · Police Services				
410.12 · Salaries - Police Officers	552,039.78	597,000.00	-44,960.22	92.5%
410.121 · Salary - Chief	84,283.76	92,000.00	-7,716.24	91.6%
410.13 · Longevity - Police	4,250.00	4,500.00	-250.00	94.4%
410.14 · Salary - Police Secretary	27,907.50	33,500.00	-5,592.50	83.3%
410.154 · Health & Accident & STD	3,568.95	4,000.00	-431.05	89.2%
410.156 · Hospitalization	106,571.85	130,000.00	-23,428.15	82.0%
410.161 · Social Security	64,214.00	69,000.00	-4,786.00	93.1%
410.162 · Unemployment Compensation	5,135.26	8,000.00	-2,864.74	64.2%
410.163 · FSA	3,054.81	4,500.00	-1,445.19	67.9%
410.164 · HRA	3,718.72	6,000.00	-2,281.28	62.0%
410.18 · Wages - Crossing Guards	74,278.00	81,000.00	-6,722.00	91.7%
410.181 · Wages - Jail Guards	255.00	1,000.00	-745.00	25.5%
410.19 · O.T. Police (see 380.12 Reimb.)	19,517.07	20,000.00	-482.93	97.6%
410.191 · Court /School - Reimb Expenses	1,996.00	2,000.00	-4.00	99.8%
410.192 · Court Overtime	49,586.10	40,000.00	9,586.10	124.0%
410.193 · DANET O.T. (See 380.05 offset)	6,796.81	5,000.00	1,796.81	135.9%
410.21 · Office Supplies/Postage	2,195.02	3,000.00	-804.98	73.2%
410.22 · Ammunition	1,349.23	1,500.00	-150.77	89.9%
410.23 · Uniform Allowance	5,215.84	7,700.00	-2,484.16	67.7%
410.232 · Uniform Allowance - Crossing Gu	437.19	1,250.00	-812.81	35.0%
410.24 · Fuel Expense	8,222.96	13,000.00	-4,777.04	63.3%
410.25 · Maintenance Equip.-Supplies	1,847.12	3,500.00	-1,652.88	52.8%
410.26 · Minor Equipment	3,963.01	5,000.00	-1,036.99	79.3%
410.32 · Communications	8,179.71	12,000.00	-3,820.29	68.2%
410.321 · IT Expense	4,667.50	5,000.00	-332.50	93.4%
410.354 · Worker's Compensation	38,893.36	43,000.00	-4,106.64	90.4%
410.355 · Worker's Comp.-School Guards	5,241.80	6,500.00	-1,258.20	80.6%
410.37 · Vehicle Maintenance	5,079.24	10,000.00	-4,920.76	50.8%
410.42 · Dues Police Chief	889.00	900.00	-11.00	98.8%
410.421 · Dues - Police Officers	600.00	700.00	-100.00	85.7%
410.45 · Animal Control	3,345.00	4,800.00	-1,455.00	69.7%
410.53 · Civil Service Commission	115.60	2,500.00	-2,384.40	4.6%
410.74 · Capital Outlay	31,681.00	36,000.00	-4,319.00	88.0%
410.75 · Training - Police Officers	4,553.31	8,000.00	-3,446.69	56.9%
410.751 · Training - Police Chief	95.00	1,500.00	-1,405.00	6.3%
410.76 · Computer Expense	2,601.00	6,000.00	-3,399.00	43.4%
410.77 · Video Recording Devices	4,760.64	8,000.00	-3,239.36	59.5%
Total 410 · Police Services	1,141,106.14	1,277,350.00	-136,243.86	89.3%
411 · Fire Protection				
411.10 · Physicals-Annual CVFD	0.00	6,000.00	-6,000.00	0.0%
411.22 · Operating Supplies	945.64	2,500.00	-1,554.36	37.8%
411.23 · Minor Equip. Repair	4,024.97	5,000.00	-975.03	80.5%
411.231 · Minor Equip. Purchase	0.00	5,000.00	-5,000.00	0.0%
411.24 · Fuel, Oil	3,487.35	4,500.00	-1,012.65	77.5%
411.32 · Communications	3,020.34	6,000.00	-2,979.66	50.3%
411.354 · Worker's Compensation	19,315.00	18,000.00	1,315.00	107.3%
411.37 · Vehicle Maintenance	4,179.21	10,000.00	-5,820.79	41.8%
411.38 · Hydrant Rental	21,783.29	23,250.00	-1,466.71	93.7%
411.45 · Equip. Inspection & Testing	12,857.21	5,500.00	7,357.21	233.8%
411.53 · Annual Contribution	36,666.63	40,000.00	-3,333.37	91.7%
411.70 · Major Equipment	5,365.43	20,300.00	-14,934.57	26.4%
411.90 · Trf to Major Equipment Fund	37,400.00	37,400.00	0.00	100.0%
411.901 · Trf to Minor Equipment Fund	16,095.56	22,000.00	-5,904.44	73.2%

BOROUGH OF CRAFTON
GENERAL FUND FINANCIAL REPORT
January 1, through November 30, 2017

	Jan - Nov 17	Budget	\$ Over Bu...	% of Bu...
Total 411 · Fire Protection	165,140.63	205,450.00	-40,309.37	80.4%
413 · Building Inspection				
413.12 · Salary - Fire Marshal	67.03	500.00	-432.97	13.4%
413.13 · Salary - Ordinance Officer	4,400.00	13,000.00	-8,600.00	33.8%
413.14 · Zoning inspections	8,718.00	8,500.00	218.00	102.6%
413.15 · Training & Education	700.00	500.00	200.00	140.0%
413.161 · Social Security	336.60	800.00	-463.40	42.1%
413.162 · Unemployment Compensation	80.15	500.00	-419.85	16.0%
413.21 · Office Supplies	18.46	200.00	-181.54	9.2%
413.24 · Fuel	563.27	1,000.00	-436.73	56.3%
413.32 · Communic/Internet - Ord. Offcr	1,069.23	2,000.00	-930.77	53.5%
413.354 · Worker's Compensation	8.89	500.00	-491.11	1.8%
413.37 · Vehicle Repairs	1,343.34	1,000.00	343.34	134.3%
413.45 · Demolition-Blight Props	782.66	15,000.00	-14,217.34	5.2%
413.47 · Bldg Permit DCED	188.00	200.00	-12.00	94.0%
414.12 · Bldg Permit-Inspection Fees	21,464.80	12,000.00	9,464.80	178.9%
414.14 · ZHB - Court Reporter/Sec'y	140.00	500.00	-360.00	28.0%
414.21 · ZHB Office-Adv-Postage	107.00	250.00	-143.00	42.8%
414.31 · ZHB Legal Services	735.00	2,000.00	-1,265.00	36.8%
414.46 · Recodify Boro Ordinances	2,690.60	1,500.00	1,190.60	179.4%
Total 413 · Building Inspection	43,413.03	59,950.00	-16,536.97	72.4%
427 · Refuse - Recycling Removal				
427.10 · Garbage Contract	408,463.00	445,600.00	-37,137.00	91.7%
427.12 · Recycling Contract	65,296.55	71,350.00	-6,053.45	91.5%
Total 427 · Refuse - Recycling Removal	473,759.55	516,950.00	-43,190.45	91.6%
430 · Public Works Department				
430.10 · Salary - P/W Supervisor	61,966.74	67,600.00	-5,633.26	91.7%
430.14 · Salaries - Full Time Employees	269,182.72	295,000.00	-25,817.28	91.2%
430.15 · Wages - Reg. Overtime Pay	1,610.70	3,000.00	-1,389.30	53.7%
430.154 · Health & Accident & STD	2,355.65	2,300.00	55.65	102.4%
430.156 · Hospitalization	90,062.30	105,000.00	-14,937.70	85.8%
430.16 · Wages - Part Time	0.00	1,500.00	-1,500.00	0.0%
430.161 · Social Security	27,411.94	26,000.00	1,411.94	105.4%
430.162 · Unemployment Compensation	2,645.73	3,500.00	-854.27	75.6%
430.163 · FSA	715.00	3,000.00	-2,285.00	23.8%
430.164 · HRA	4,473.85	5,500.00	-1,026.15	81.3%
430.18 · Wages - Seasonal Employment	25,675.00	25,000.00	675.00	102.7%
430.21 · Public Works - Misc. Supplies	2,008.03	2,000.00	8.03	100.4%
430.23 · Uniforms	5,852.93	6,000.00	-147.07	97.5%
430.24 · Fuel	8,359.17	10,000.00	-1,640.83	83.6%
430.25 · Repairs - Maintenance	8,750.84	12,000.00	-3,249.16	72.9%
430.26 · Small Tools	3,140.38	4,000.00	-859.62	78.5%
430.31 · Engineering Services	27,143.47	55,000.00	-27,856.53	49.4%
430.32 · Communications	3,322.64	3,500.00	-177.36	94.9%
430.354 · Worker's Compensation	22,857.76	28,000.00	-5,142.24	81.6%
430.356 · Drug/Alcohol Testing	166.86	500.00	-333.14	33.4%
430.36 · Utilities	4,958.79	7,000.00	-2,041.21	70.8%
430.37 · Vehicle Repairs	9,867.67	10,000.00	-132.33	98.7%
430.42 · Licenses, Permits and Training	426.00	1,000.00	-574.00	42.6%
430.74 · Capital Outlay - minor equip	280.54	5,000.00	-4,719.46	5.6%
430.742 · Pub.Works - Cap. Outlay Equip	0.00	5,000.00	-5,000.00	0.0%
432.14 · Wages - Snow Removal Overtime	2,276.09	10,000.00	-7,723.91	22.8%
432.22 · Anti-Skid Materials	33,925.54	50,000.00	-16,074.46	67.9%
433.22 · Signs & Posts	1,628.45	5,000.00	-3,371.55	32.6%
433.45 · Signals Maintenance	1,119.00	10,000.00	-8,881.00	11.2%
433.451 · Electricity Signals	5,162.92	4,500.00	662.92	114.7%
434.45 · Street Lighting	76,735.53	90,000.00	-13,264.47	85.3%
435.22 · Material Curbing Supplies	207.12	500.00	-292.88	41.4%
435.245 · Stairs and Sidewalks	693.53	5,000.00	-4,306.47	13.9%
438.22 · Material Roads Supplies	17,613.00	10,000.00	7,613.00	176.1%
438.38 · Rental Equipment	1,621.82	1,500.00	121.82	108.1%
Total 430 · Public Works Department	724,217.71	872,900.00	-148,682.29	83.0%

BOROUGH OF CRAFTON
GENERAL FUND FINANCIAL REPORT

January 1, through November 30, 2017

	Jan - Nov 17	Budget	\$ Over Bu...	% of Bu...
452 · Recreation				
452.01 · Social Security	6,102.24	6,500.00	-397.76	93.9%
452.14 · Wages - Pool Personnel	68,575.36	72,000.00	-3,424.64	95.2%
452.15 · Wages - Pool Concess.	11,196.95	11,000.00	196.95	101.8%
452.162 · Unemployment Compensation	2,300.33	1,000.00	1,300.33	230.0%
452.20 · Pool Lic., Pmts,Trng, Clrnc	1,114.25	1,500.00	-385.75	74.3%
452.21 · Maintenance Supplies	1,695.53	2,500.00	-804.47	67.8%
452.22 · Pool Filtration	7,420.39	12,000.00	-4,579.61	61.8%
452.23 · Operating Supplies	2,152.71	5,000.00	-2,847.29	43.1%
452.25 · Pool Repairs/Maintenance	1,671.35	2,500.00	-828.65	66.9%
452.26 · Pool Minor Equipment	5,310.83	3,000.00	2,310.83	177.0%
452.27 · Computer H/W & Internet	559.50	1,000.00	-440.50	56.0%
452.32 · Communications	513.91	500.00	13.91	102.8%
452.354 · Worker's Compensation	4,568.86	4,000.00	568.86	114.2%
452.36 · Utilities	12,193.26	12,000.00	193.26	101.6%
452.37 · Pool Bldgs - Rep/Maint	689.13	7,000.00	-6,310.87	9.8%
452.371 · Concession - Rep/Maint/Eq	1,394.24	4,000.00	-2,605.76	34.9%
453.21 · Supplies - Concession Stand	13,060.60	15,000.00	-1,939.40	87.1%
453.23 · Sr. Dinner (offset 367.50)	3,633.59	3,500.00	133.59	103.8%
453.37 · Maint/Repairs - Mini Golf	561.65			
453.49 · Rec. Activities - Expenses	62.33	1,000.00	-937.67	6.2%
Total 452 · Recreation	144,777.01	165,000.00	-20,222.99	87.7%
454 · Parks & Shade Trees				
454.25 · Maintenance Supplies	617.82	1,500.00	-882.18	41.2%
454.26 · Minor Equipment	699.94	1,000.00	-300.06	70.0%
454.36 · Utilities	3,798.49	4,000.00	-201.51	95.0%
454.37 · Maintenance - Repairs Services	3,656.44	7,500.00	-3,843.56	48.8%
454.75 · Park Equip.- Cap.Improvements	0.00	5,000.00	-5,000.00	0.0%
454.76 · Refunds - Park Shelters	0.00	100.00	-100.00	0.0%
455.22 · Shade Tree Operating Supplies	171.99	500.00	-328.01	34.4%
455.44 · Shade Tree - Arborist	0.00	3,000.00	-3,000.00	0.0%
455.45 · Trees Maint.- Plantings	1,987.36	5,000.00	-3,012.64	39.7%
455.46 · Boro Gardens	443.49	1,000.00	-556.51	44.3%
Total 454 · Parks & Shade Trees	11,375.53	28,600.00	-17,224.47	39.8%
456 · Community Services				
456.54 · Library Contributions	64,166.74	70,000.00	-5,833.26	91.7%
458.22 · Comm Ctr Supplies	0.00	250.00	-250.00	0.0%
458.55 · Crafton Performing Arts	0.00	250.00	-250.00	0.0%
458.56 · Borough Tributes	677.43	1,000.00	-322.57	67.7%
458.57 · Misc. Contributions	19.99	200.00	-180.01	10.0%
459.54 · Celebrates Fireworks	4,000.00			
462.34 · Community Dev/Promotion	580.00	500.00	80.00	116.0%
462.50 · Military Banner Expenses	16,433.96			
Total 456 · Community Services	85,878.12	72,200.00	13,678.12	118.9%
471 · Debt Services - Principal				
471.21 · PNC-Duncan Gen Ob Note	262,562.04	257,500.00	5,062.04	102.0%
471.35 · PNC Lease Agmt. Hvy Eq.	44,012.94	16,500.00	27,512.94	266.7%
Total 471 · Debt Services - Principal	306,574.98	274,000.00	32,574.98	111.9%
472 · Debt Services - Interest				
472.21 · PNC-Duncan Prop-Interest	11,569.63	17,500.00	-5,930.37	66.1%
472.35 · PNC Lease Agmt. Hvy Eq.	2,995.77	3,800.00	-804.23	78.8%
Total 472 · Debt Services - Interest	14,565.40	21,300.00	-6,734.60	68.4%
480 · Insurance				
480.03 · Drug Screening	1,896.10	1,800.00	96.10	105.3%
486.00 · Compreh. Liability/Property Ins	77,691.39	80,000.00	-2,308.61	97.1%
486.81 · Property Loss Claims-Borough	9,430.09	10,000.00	-569.91	94.3%
Total 480 · Insurance	89,017.58	91,800.00	-2,782.42	97.0%
483 · Agency And Trust				
483.001 · Police Pension Contrib.	35,950.28	35,000.00	950.28	102.7%
483.02 · Foreign Fire Relief	28,193.24	31,000.00	-2,806.76	90.9%

**BOROUGH OF CRAFTON
GENERAL FUND FINANCIAL REPORT**

January 1, through November 30, 2017

	Jan - Nov 17	Budget	\$ Over Bu...	% of Bu...
483.10 · Police Pension Fund MMO	82,588.56	75,000.00	7,588.56	110.1%
483.30 · Employee Pension Fund MMO	71,037.00	71,000.00	37.00	100.1%
Total 483 · Agency And Trust	217,769.08	212,000.00	5,769.08	102.7%
66900 · Reconciliation Discrepancies	-160.00			
Total Expense	3,882,798.16	4,289,000.00	-406,201.84	90.5%
Net Income	559,127.69	0.00	559,127.69	100.0%

**Capital Projects Reserve Fund
Capital Project Reserve Fund Financial Report**
January 1, 2017 to November 30, 2017

Accrual Basis

	Jan - Nov 17	Budget	\$ Over Budget	% of ...
Income				
354.01 GROW Grant Alcosan	76,944.00	213,000.00	-136,056.00	36.1%
354.02 Small Water/Sewer Grant	0.00	164,000.00	-164,000.00	0.0%
355.12 DCED - Planning Grant	54,861.42	47,000.00	7,861.42	116.7%
395.01 GF Reserve Trf-PLGIT	0.00	175,000.00	-175,000.00	0.0%
Total Income	131,805.42	599,000.00	-467,194.58	22.0%
Expense				
409.10 Boro Bldg Upgrades	0.00	20,000.00	-20,000.00	0.0%
411.74 CVFD-SCBA Equip Reserve	0.00	78,000.00	-78,000.00	0.0%
414.75 Multi-Munic. Comp Plan	75,892.64	47,000.00	28,892.64	161.5%
429.611 GROW Grant-Expenditure	58,587.57	258,000.00	-199,412.43	22.7%
429.612 Small Water/Sewer Grant	0.00	193,000.00	-193,000.00	0.0%
430.74 P/W Equipment	0.00	3,000.00	-3,000.00	0.0%
Total Expense	134,480.21	599,000.00	-464,519.79	22.5%
Net Income	-2,674.79	0.00	-2,674.79	100.0%

**Road Tax Fund
ROAD TAX FUND FINANCIAL REPORT**
January 1, 2017 through November 30, 2017

Accrual Basis

	Jan - Nov 17	Budget	\$ Over Budget	% of B...
Income				
301.10 Road Tax - Current	470,937.24	430,000.00	40,937.24	109.5%
301.20 Road Tax - Prior	14,744.00	15,000.00	-256.00	98.3%
319.01 Road Tax - P & I	3,789.25	5,000.00	-1,210.75	75.8%
399.00 Cap Proj. Fund Carryover	0.00	240,000.00	-240,000.00	0.0%
Total Income	489,470.49	690,000.00	-200,529.51	70.9%
Expense				
430.31 Engineering - Roads	54,409.55	78,000.00	-23,590.45	69.8%
437. Equipment Repairs	681.36			
438.45 Road - Contract Services	584.00	10,000.00	-9,416.00	5.8%
438.74 Cap. Outlay - Equipment	27,040.00	35,000.00	-7,960.00	77.3%
439.45 Road Paving Program	328,852.43	567,000.00	-238,147.57	58.0%
491.10 Tax Refunds - Current	2,454.94			
491.20 Tax Refund - Prior	1,852.38			
Total Expense	415,874.66	690,000.00	-274,125.34	60.3%
Net Income	73,595.83	0.00	73,595.83	100.0%

Sewer Fund
Sewer Fund Financial Report
January 1, 2017 to November 30, 2017

Cash Basis

	Jan - Nov 17	Budget	\$ Over Bud...	% of Bu...
Income				
319 · . Interest/Penalty-Jordan	21,877.62	25,000.00	-3,122.38	87.5%
341 · Interest on Investment-PLGIT	7,047.74	500.00	6,547.74	1,409.5%
364 · Current Sewer User Fees	1,750,588.61	1,750,000.00	588.61	100.0%
364.01 · Delinquent Sewer User F...	14,336.17	20,000.00	-5,663.83	71.7%
380 · Other - Alcosan Billing Rel...	6,373.51	6,000.00	373.51	106.2%
382 · Misc Income	85,144.10	0.00	85,144.10	100.0%
383.10 · Sewer Tap In Fees	0.00	0.00	0.00	0.0%
399 · Sinking Fund Carryover	0.00	0.00	0.00	0.0%
Total Income	1,885,367.75	1,801,500.00	83,867.75	104.7%
Expense				
421 · Office Supplies-Postage	519.00	500.00	19.00	103.8%
425 · Maint/Rep.Materials	4,985.38	4,000.00	985.38	124.6%
430 · Billing Fee - PAWC/Jordan	25,163.91	65,000.00	-39,836.09	38.7%
431 · Prof. Services - Engineering	155,123.85	150,000.00	5,123.85	103.4%
432 · Prof. Services - Legal	0.00	1,000.00	-1,000.00	0.0%
436 · Alocsan - Qtrly Usage Chgs	674,688.14	932,500.00	-257,811.86	72.4%
437 · Equipment Repairs	8,905.21	12,000.00	-3,094.79	74.2%
438 · Fuel - Sweeper- Trk#108	4,623.82	3,000.00	1,623.82	154.1%
439 · Water - St Sweeper	0.00	500.00	-500.00	0.0%
442 · Dues - Permits	7,913.66	7,500.00	413.66	105.5%
445 · Vactor charge	6,720.00	10,000.00	-3,280.00	67.2%
446 · Munic. Claim Commission	4,121.66	4,000.00	121.66	103.0%
470.1 · Principal - Pennvest I	46,515.49	51,000.00	-4,484.51	91.2%
470.2 · Principal - Pennvest II	34,112.89	37,500.00	-3,387.11	91.0%
471.1 · Interest - Pennvest I	14,293.50	16,000.00	-1,706.50	89.3%
471.2 · Interest - Pennvest II	10,392.89	11,500.00	-1,107.11	90.4%
473 · COA Requirements	264,032.91	460,500.00	-196,467.09	57.3%
475 · Cap Equipment Purchases	8,699.13			
491 · Refunds	4,607.26			
492 · Capital Project - Reserve Fu...	0.00	35,000.00	-35,000.00	0.0%
Total Expense	1,275,418.70	1,801,500.00	-526,081.30	70.8%
Net Income	609,949.05	0.00	609,949.05	100.0%



Jordan Tax Service, Inc.

102 Rahway Road • McMurray, PA 15317-3349

(412) 835-5243 • Fax (412) 835-5244

(724) 731-2300 • Fax (724) 731-2398

www.jordantax.com

Tax & Record
Services
Municipal
Business
Individual

December 13, 2017

Borough of Crafton
Ann C. Scott, Borough Manager
Municipal Building
100 Stotz Avenue
Pittsburgh, PA 15205

RE: Delinquent Earned Income & Net Profits Tax
Collection Summary Report
November, 2017

Detailed below are the Delinquent Earned Income Tax Collections remitted to the Borough for the Month of November, 2017:

PERIOD	TAX	PEN & INT	MUNICIPAL SHARE (50.00%)	
			MONTH	YEAR TO DATE
2011 and Prior	\$ 3,800.58	\$ 7.10	\$ 3,807.68	\$ 58,235.05
Add: Commissions	380.78	-	380.78	5,781.78
Refunds Issued	-	-	-	-
Net Collections	<u>\$ 4,181.36</u>	<u>\$ 7.10</u>	<u>\$ 4,188.46</u>	<u>\$ 64,016.83</u>

Amounts Transferred:

Date	Reference	Amount
11/30/17	Ck #1916	\$ 4,188.46

Total Transfers \$ 4,188.46

We have enclosed our invoice for services.

Very truly yours,
JORDAN TAX SERVICE, INC.


WILLIAM R. LINNERT, JR.

WRLjr/hlk

	Resident Tax Amount	Non-Resident Tax Amount	Pen/Int Amount	Costs & Credits	Total Collections	Dist Year	Resident Tax Amount	Non-Resident Tax Amount	Pen/Int Amount	TCD Commission	Charges & Credits	Total Distribution
2012 Collections	1,185.79	(6.67)	201.00	0.00	1,380.12	2017	1,185.79	(6.67)	201.00	(24.27)	0.00	YTD \$1,355.85
2012 Refunds	(39.00)	0.00	0.00	0.00	(39.00)	2017	(39.00)	0.00	0.00	0.00	0.00	YTD (\$39.00)
2013 Collections	1,560.88	0.00	258.82	0.00	1,819.70	2017	1,560.88	0.00	258.82	(34.12)	0.00	YTD \$1,785.58
2013 Refunds	9.50	0.00	0.00	0.00	9.50	2017	9.50	0.00	0.00	0.00	0.00	YTD \$9.50
2014 Collections	2,024.61	0.00	157.00	0.00	2,181.61	2017	2,024.61	0.00	157.00	(37.12)	0.00	YTD \$2,144.49
2014 Refunds	(295.50)	0.00	0.00	0.00	(295.50)	2017	(295.50)	0.00	0.00	0.00	0.00	YTD (\$295.50)
2015 Collections	2,355.37	0.00	119.12	0.00	2,474.49	2017	2,355.37	0.00	119.12	(77.34)	0.00	YTD \$2,397.15
2015 Refunds	(543.00)	0.00	0.00	0.00	(543.00)	2017	(543.00)	0.00	0.00	0.00	0.00	YTD (\$543.00)
2016 Collections	238,614.71	1,818.12	118.99	0.00	240,551.82	2017	238,614.71	1,818.12	118.99	(4,256.77)	0.00	YTD \$236,295.05
2016 Refunds	(30,553.50)	(34.00)	0.00	0.00	(30,587.50)	2017	(30,553.50)	(34.00)	0.00	0.00	0.00	YTD (\$30,587.50)
2017 Collections	567,187.67	3,967.79	1.33	0.00	571,156.79	2017	567,187.67	3,967.79	1.33	(10,125.30)	0.00	YTD \$561,031.49
Current Year To Date	781,507.53	5,745.24	866.26	0.00	788,109.03	2017	781,507.53	5,745.24	866.26	(14,554.92)	0.00	YTD \$773,554.11

TOTAL DISTRIBUTIONS BY TAX YEAR SINCE INCEPTION

	Resident Tax Amount	Non-Resident Tax Amount	Pen/Int Amount	Costs & Credits	Total Collections	Dist Year	Resident Tax Amount	Non-Resident Tax Amount	Pen/Int Amount	TCD Commission	Charges & Credits	Total Distribution
2012 Collections	719,598.08	8,202.07	776.53	0.00	728,576.68	ALL	719,598.08	8,202.07	776.53	(13,182.00)	0.00	ALL \$715,394.68
2012 Refunds	(20,642.00)	0.00	0.00	0.00	(20,642.00)	ALL	(20,642.00)	0.00	0.00	0.00	0.00	ALL (\$20,642.00)
2013 Collections	755,772.42	8,394.01	434.32	0.00	764,600.75	ALL	755,772.42	8,394.01	434.32	(13,733.53)	0.00	ALL \$750,867.22
2013 Refunds	(27,121.00)	0.00	0.00	0.00	(27,121.00)	ALL	(27,121.00)	0.00	0.00	0.00	0.00	ALL (\$27,121.00)
2014 Collections	780,792.61	5,197.54	323.94	0.00	786,314.09	ALL	780,792.61	5,197.54	323.94	(14,051.10)	0.00	ALL \$772,262.99
2014 Refunds	(27,971.50)	0.00	0.00	0.00	(27,971.50)	ALL	(27,971.50)	0.00	0.00	0.00	0.00	ALL (\$27,971.50)
2015 Collections	813,298.58	5,253.31	181.62	0.00	818,733.51	ALL	813,298.58	5,253.31	181.62	(14,682.83)	0.00	ALL \$804,050.68
2015 Refunds	(29,841.00)	(61.00)	0.00	0.00	(29,902.00)	ALL	(29,841.00)	(61.00)	0.00	0.00	0.00	ALL (\$29,902.00)
2016 Collections	821,556.61	6,037.95	118.99	0.00	827,713.55	ALL	821,556.61	6,037.95	118.99	(14,718.42)	0.00	ALL \$812,995.13
2016 Refunds	(30,553.50)	(34.00)	0.00	0.00	(30,587.50)	ALL	(30,553.50)	(34.00)	0.00	0.00	0.00	ALL (\$30,587.50)
2017 Collections	567,187.67	3,967.79	1.33	0.00	571,156.79	ALL	567,187.67	3,967.79	1.33	(10,125.30)	0.00	ALL \$561,031.49
Tax Year Totals	4,322,076.97	36,957.67	1,836.73	0.00	4,380,871.37	ALL	4,322,076.97	36,957.67	1,836.73	(80,493.18)	0.00	ALL \$4,280,378.19



Jordan Tax Service, Inc.

102 Rahway Road • McMurray, PA 15317-3349

(412) 835-5243 • Fax (412) 835-5244

(724) 731-2300 • Fax (724) 731-2398

www.jordantax.com

Tax & Record
Services

Municipal

Business

Individual

December 13, 2017

Borough of Crafton
Ann C. Scott, Borough Manager
Municipal Building
100 Stotz Avenue
Pittsburgh, PA 15205

RE: Business Privilege Tax
Collection Summary Report
November, 2017

Detailed below are the Business Privilege Tax Collections remitted to the Borough for the Collection Period of November 1, 2017 through November 30, 2017:

<u>PERIOD</u>	<u>TAX</u>	<u>LICENSE</u>	<u>PEN & INT</u>	<u>TOTAL COLLECTIONS</u>	<u>YEAR TO DATE</u>
2015 and Prior	\$ -	\$ -	\$ -	\$ -	\$ 145.00
2016	-	-	-	-	1,090.10
2017	852.09	30.00	131.72	1,013.81	64,103.20
Total Collections	852.09	30.00	131.72	1,013.81	65,338.30
Refunds Issued	-	-	-	-	-
	<u>\$ 852.09</u>	<u>\$ 30.00</u>	<u>\$ 131.72</u>	<u>\$ 1,013.81</u>	<u>\$ 65,338.30</u>
Net Collections				<u>\$ 1,013.81</u>	<u>\$ 65,338.30</u>


Amounts Deposited:

<u>Date</u>	<u>Batch #</u>	<u>Amount</u>
11/02/17	33	\$ 48.81
11/20/17	34	955.00
11/22/17	35	10.00
Total Deposited		<u>\$ 1,013.81</u>

We have enclosed our invoice for services.

Very truly yours,
JORDAN TAX SERVICE, INC.

WILLIAM R. LINNERT, JR.



Jordan Tax Service, Inc.

102 Rahway Road • McMurray, PA 15317-3349

(412) 835-5243 • Fax (412) 835-5244

(724) 731-2300 • Fax (724) 731-2398

www.jordantax.com

Tax & Record
Services
Municipal
Business
Individual

December 19, 2017

Borough of Crafton
Ann C. Scott, Borough Manager
Municipal Building
100 Stotz Avenue
Pittsburgh, PA 15205

RE: Local Services Tax Collections
Collection Summary Report
November, 2017

Detailed below are the Local Services Tax Collections remitted to the Borough for the Collection Period of November 1, 2017 through November 30, 2017:

<u>PERIOD</u>	<u>TAX</u>	<u>PEN & INT</u>	<u>TOTAL COLLECTIONS</u>	<u>YEAR TO DATE</u>
2015 and Prior	\$ -	\$ -	\$ -	\$ 396.00
2016	-	-	-	12,135.13
2017	11,030.49	-	11,030.49	36,879.01
Total Collections	11,030.49	-	11,030.49	49,410.14
Refunds Issued	-	-	-	(574.58)
	<u>\$ 11,030.49</u>	<u>\$ -</u>	<u>\$ 11,030.49</u>	<u>\$ 48,835.56</u>
Net Collections			<u>\$ 11,030.49</u>	<u>\$ 48,835.56</u>

Amounts Remitted:


<u>Date</u>	<u>Batch #</u>	<u>Amount</u>
11/09/17	28	\$ 200.00
11/09/17	29	3,765.17
11/10/17	30	123.00
11/16/17	31	3,592.50
11/20/17	32	1,232.58
11/21/17	33	2,117.24

Total Deposited \$ 11,030.49

We have enclosed our invoice for services.

Very truly yours,
JORDAN TAX SERVICE, INC.

WILLIAM R. LINNERT, JR.



Jordan Tax Service, Inc.

102 Rahway Road • McMurray, PA 15317-3349

(412) 835-5243 • Fax (412) 835-5244

(724) 731-2300 • Fax (724) 731-2398

www.jordantax.com

Tax & Record
Services

Municipal

Business

Individual

December 13, 2017

Borough of Crafton
Ann C. Scott, Borough Manager
Municipal Building
100 Stotz Avenue
Pittsburgh, PA 15205

RE: Mercantile Tax
Collection Summary Report
November, 2017

Detailed below are the Mercantile Tax Collections remitted to the Borough for the Collection Period of November 1, 2017 through November 30, 2017:

<u>PERIOD</u>	<u>TAX</u>	<u>PEN & INT</u>	<u>TOTAL COLLECTIONS</u>	<u>YEAR TO DATE</u>
2015 and Prior	\$ -	\$ -	\$ -	\$ -
2016	-	-	-	31,980.95
2017	21,286.96	-	21,286.96	75,887.05
	<u>\$ 21,286.96</u>	<u>\$ -</u>		
Total Collections			<u>\$ 21,286.96</u>	<u>\$ 107,868.00</u>

Amounts Deposited:


<u>Date</u>	<u>Batch #</u>	<u>Amount</u>
11/02/17	20	\$ 886.43
11/13/17	21	3,353.08
11/20/17	22	17,047.45

Total Deposited \$ 21,286.96

We have enclosed our invoice for services.

Very truly yours,
JORDAN TAX SERVICE, INC.

WILLIAM R. LINNERT, JR.



Jordan Tax Service, Inc.

102 Rahway Road • McMurray, PA 15317-3349

(412) 835-5243 • Fax (412) 835-5244

(724) 731-2300 • Fax (724) 731-2398

www.jordantax.com

Tax & Record
Services

Municipal

Business

Individual

December 13, 2017

Borough of Crafton
Ann C. Scott, Borough Manager
Municipal Building
100 Stotz Avenue
Pittsburgh, PA 15205

RE: Trash Removal
Collection Summary Report
November, 2017

Detailed below are the 2017 Trash Removal Collections remitted to the Borough for the Month of November, 2017:

	<u>BILLING FEE</u>	<u>GARBAGE</u>	<u>TOTAL</u> <u>CURRENT PERIOD</u>	<u>YEAR TO DATE</u>
FACE TAX	\$ 25.00	\$ 1,586.97	\$ 1,611.97	\$ 469,545.67
Less: Discount	-	-	-	(17,374.38)
Plus: Penalty	-	120.64	120.64	3,197.79
Total Collections	\$ 25.00	\$ 1,707.61	\$ 1,732.61	\$ 455,369.08

Amounts Deposited:

<u>Date</u>	<u>Batch #</u>	<u>Amount</u>
11/08/17	28	\$ 1,328.41
11/20/17	29	404.20
Total		1,732.61
Less: Refunds		-
Total Deposits		\$ 1,732.61

	<u>BILLING</u>	<u>GARBAGE</u>	<u>YEAR-TO-DATE</u>
FACE BALANCE 02/01/2017	\$ 9,875.00	\$ 552,896.00	\$ 562,771.00
Add: Additions	-	-	-
Less: Deletions	-	-	-
ADJUSTED FACE BALANCE	9,875.00	552,896.00	562,771.00
Less: Total Collections	(8,405.00)	(461,140.67)	(469,545.67)
Less: Turned Over to Delinquent	-	-	-
FACE BALANCE 11/30/2017	\$ 1,470.00	\$ 91,755.33	\$ 93,225.33

Very truly yours,
JORDAN TAX SERVICE, INC.

William R. Linnert, Jr.
WILLIAM R. LINNERT, JR.



Jordan Tax Service, Inc.

102 Rahway Road • McMurray, PA 15317-3349
 (412) 835-5243 • Fax (412) 835-5244
 (724) 731-2300 • Fax (724) 731-2398
 www.jordantax.com

Tax & Record
 Services
 Municipal
 Business
 Individual

December 13, 2017

Borough of Crafton
 Ann C. Scott, Borough Manager
 Municipal Building
 100 Stotz Avenue
 Pittsburgh, PA 15205

RE: Real Estate Taxes
 Collection Summary Report
 November, 2017

Detailed below are the 2017 Real Estate Tax Collections deposited to the Borough account for the Month of November, 2017:

	CURRENT PERIOD			YEAR TO DAT
	REAL ESTATE	ROAD	TOTAL	
FACE TAX	\$ 845.36	\$ 426.06	\$ 1,271.42	\$ 1,902,218.53
Less: Discount	9.64	3.26	12.90	(32,913.46)
Plus: Penalty	216.08	65.65	281.73	3,761.27
Total Collections	\$ 1,071.08	\$ 494.97	\$ 1,566.05	\$ 1,873,066.34

Amounts Deposited:

Date	Batch #	Amount
11/06/17	38	\$ 2,531.21
11/29/17	39	1,625.47
Total Deposits		4,156.68
Less: Refunds:	1002	(2,590.63)
Net Collections		\$ 1,566.05

	2016	2016	2017	2017	TOTAL
	REAL ESTATE	ROAD	REAL ESTATE	ROAD	
FACE BALANCE 3/1/2017	\$ -	\$ -	\$ 1,493,726.79	\$ 505,811.75	\$ 1,999,538.54
Add: Additions	-	-	8,588.13	2,908.12	11,496.25
Less: Exonerations	-	-	(4,609.54)	(1,560.95)	(6,170.49)
ADJUSTED FACE BALANCE	-	-	1,497,705.38	507,158.92	2,004,864.30
Less: Total Collections	-	-	(1,421,013.17)	(481,205.36)	(1,902,218.53)
Less: Turned Over to Delinquent	-	-	-	-	-
FACE BALANCE 11/30/2017	\$ -	\$ -	\$ 76,692.21	\$ 25,953.56	\$ 102,645.77

Very truly yours,
 JORDAN TAX SERVICE, INC.

WILLIAM R. LINNERT, JR.

JORDAN TAX SERVICE, INC.
102 RAIHWAY ROAD
MCMURRAY, PA 15317-3349
(724) 731-2300

DELINQ. TRASH, SEWAGE AND PROPERTY TAX COLL.: NOVEMBER 2017

December 14, 2017

Borough of Crafton
 Ann C. Scott, Borough Manager
 Municipal Building
 100 Stotz Avenue
 Pittsburgh, PA 15205

Gentlemen:

We are forwarding herewith counterfoils for delinquent taxes and municipal claims collected and satisfied since date of our last report. We are also forwarding deposit slips as summarized below and the Prothonotary's receipts for satisfaction costs advanced by our office.

DELINQUENT TAXES:

Receipts: #13104-13118, 13122-13125 (#13119-13121 "NO CONSIDERATION PASSING")

	Face Tax	Penalty	Interest	Costs	TOTAL
Prior	621.23	-	275.99	34.97	932.19
2016	1,860.09	405.79	99.73	284.39	2,650.00
Record/Sheriff Sale Costs					217.00
Commission Collected					179.11

MUNICIPAL CLAIMS: "Trash"

Receipts: #1533-1539

	Face Tax	Penalty	Interest	Costs	Comm	TOTAL
Commission Collected	378.53	43.34	0.39	13.86	-	436.12
						22.61

MUNICIPAL CLAIMS: "Trash"

Receipts: #3890, 3892-3894, 3896-3897, 3899, 3901

	Face Tax	Penalty	Interest	Costs	Comm	TOTAL
*	719.70	47.83	66.58	294.00	-	1,128.11
Commission Collected						71.10

MUNICIPAL CLAIMS: "Sewage"

Receipts: #3891, 3895, 3898, 3900

	Face Tax	Penalty	Interest	Costs	Comm	TOTAL
Commission Collected	248.45	-	-	-	-	248.45
						14.24

Total Collections, Taxes and Claims:

Taxes	S	3,978.30	Ck. #1364	<u>S 5,898.93</u>
Trash	S	1,657.94	Ck. #1365	
Sewage	S	262.69	Ck. #1366	

Deposits Per Enclosed Receipts:


DATE	AMOUNT	DATE	AMOUNT	DATE	AMOUNT
11/03/17	25.26	11/10/17	457.74	11/20/17	407.98
11/06/17	65.38	11/13/17	250.64	11/29/17	60.00
11/06/17	189.20	11/15/17	117.45	11/29/17	398.00
11/06/17	1,193.34	11/15/17	1,319.77	11/30/17	562.63
11/09/17	416.96	11/16/17	434.58		

Total Deposits

5,898.93

*Partial Payments Not Yet Applied -\$939.37

JORDAN TAX SERVICE, INC.


 William R. Linnert, Jr.

**BOROUGH OF CRAFTON
POLICE DEPARTMENT**

**MARK A. SUMPTER
CHIEF OF POLICE**

100 STOTZ AVENUE
CRAFTON, PENNSYLVANIA 15205

**JAMES G. BLOOM
MAYOR**



December 21, 2017

Crafton Police responded to 236 complaints during the month of November 2017.

The following 4 pages attached show a print out of the calls answered by Crafton Police.

Paid parking tags paid at the window - \$105.00

Copies of Police Reports - \$195.00

No solicitor permits were issued for the month of November

No truck permits were issued for the month of November

Fines collected by the Magistrate and paid to the borough for November - \$1,390.83

There were 107 citations issued, 43 citation warnings, 7 parking tags, 24 AccuTrak – 181 total

One EMS narcotic related call. Naloxone (Narcan) was NOT used by EMS or the Police Department, male was DOA.

Mileage on Police Cars:

Unit #11-1 - 2,363 miles ending at 28,285

Unit #11-2 - 2,313 miles ending at 8,195

Unit #11-3 - 498 miles ending at 30,869

Respectfully submitted,

Barbara H. Berkhouse

Barbara H. Berkhouse
Police Secretary



NorthWest EMS

366 Helen Street | McKees Rocks, PA 15136
412.331.2600 OFFICE | 412.331.3133 FAX

Crafton Borough Report November 2017

Total Run Numbers:

- Total Emergency and Non-Emergency 911 Responses: **64**
Average Response Time (E0-E4): **6 min. 11 sec.**
- Total Emergency 911 Response: **61**
Average Response Time (E0-E3): **6 min. 16 sec.**
- Total Highest Priority Response: **34**
Average Response Time (E0-E1): **4 min. 55 sec.**

Response Times by Category and NFPA Compliance:

- E0 Response: **10**
Average Response Time: **5 min. 15 sec.**
NFPA Compliance: **90%**
- E1 Response: **24**
Average Response Time: **4 min. 47 sec.**
NFPA Compliance: **92%**
- E0 + E1 Response: **34**
Average Response Time: **4 min. 55 sec.**
NFPA Compliance: **91%**
- E2 Response: **16**
Average Response Time: **9 min. 59 sec.**
- E3 Response: **11**
Average Response Time: **5 min. 03 sec.**
- E4 Response: **3**
Average Response Time: **4 min. 23 sec.**

Standbys:

- Scott Township EMS (Station 740) Standby Request: **0**
Calls Given to Station 740 in Crafton: **0**
- Ingram EMS (Station 760) Standby Request: **0**
Calls Given to Station 760 in Crafton: **0**
- Robinson EMS (Station 810) Standby Request: **0**
Calls Given to Station 810 in Crafton: **0**
- Average Response Time for Mutual Aid Services: **0 min. 0 sec.**
- NorthWest EMS Requested to Standby: **6**
Calls Taken for Station 810: **2**
Calls Taken for Station 740: **0**
Calls Taken for Station 760: **2**
Calls taken for Southbridge EMS (Station 815): **2**

Crafton Borough EMS Report Notes

November 2017

All numbers for this report from Allegheny County 911 CAD system.

NFPA compliance target **achieved** for serious calls: E-0: **90%**

NFPA compliance target **achieved** for serious calls: E-1: **92%**

NFPA compliance target **achieved** for serious calls: E-0 + E-1: **91%**

An E-0 priority call on 20 November had a 9 min. 53 sec. response time due to high system utilization. The primary crew went out on a call approximately 40 min earlier, and the crew that was moved up to cover the Borough went out on a call 32 min. later. We were just preparing to move the Collier crew to cover the Borough when the call in question came in. As they had just left the station and were not at their normal post, a longer than normal response resulted.

An E-1 priority call on 10 November had a 9 min. 44 sec. response time due to the fact that the crew slowed their response due to updates from County 911 indicating that the call was of a lower priority. Another E-1 priority call missed the target by 54 seconds due to the crew being re-routed to the rear of the residence on a different street.

FYI, a Borough employee questioned one of our crews as to whether they were Advanced Life Support (ALS) or Basic Life Support (BLS). A BLS crew has two emergency medical technicians (EMT's) and an ALS crew has at least one paramedic or Prehospital RN (PHRN). Please note that NorthWest EMS schedules an ALS crew at the Crafton station 24/7/365. We do, however, utilize BLS crews out of our McKees Rocks station, as well as response paramedics or PHRNs. NorthWest EMS is the only agency in Allegheny County who diligently practices system status management (SSM), which is the process of moving a crew into position to cover an area *prior* to the next call coming in. That is why NorthWest EMS consistently has the fastest response times in the County. With this in mind, Crafton Borough may end up with a BLS crew assigned to cover the area in the event that the Crafton crew is out on a call. The BLS crew can handle all essential lifesaving treatments until the ALS response unit arrives on scene, usually within 5 to 10 minutes. In some cases, the ALS response unit may arrive before the ambulance. In any case, it is always our practice to get the closest personnel to the scene of the call. Also note that a BLS crew can handle close to **50% of all calls** without assistance, since the higher level treatments performed by paramedics and PHRNs is not necessary for lower priority cases.

Mutual aid was not used in November.

NWEMS provided mutual aid 6 times in November as follows: Ingram (2), Robinson (2), Carnegie/Scott Twp. (0), and Southbridge (2).

Finally, 11 calls (17.2%) occurred between the hours of 11 pm and 7 am in November, demonstrating the need for 24 hour coverage in Crafton Borough.

CODE ENFORCEMENT
VIOLATIONS 2017-PUBLIC

Date Received	Property Address	Violation/Complaint	Action Taken	Date	Completed	Time Given
		November-December 2017				
11/3/2017	Crafton Boulevard	Excess Garbage	Phone call to Property Management Team	11/3/2017	Completed 11/7	5
11/3/2017	Dinsmore Avenue	Garbage, Debris and Construction Materials	1st Notice	11/7/2017	Work Begun	10
11/7/2017	Mueller Avenue	High Grass/Construction Materials	Final Notice	11/7/2017	Pending	5
11/9/2017	Barr Avenue	Garbage w/o lids	2nd Notice	11/9/2017	Pending	5
11/14/2017	Mueller Avenue	High Grass/Weeds/Wood Pile	Citation	11/14/2017	Pending	
11/15/2017	Crafton Boulevard	Debris/Garbage	Door Hanger	11/15/2017	Completed	1
11/21/2017	Crafton Boulevard	Debris/Garbage	Email to Property Management Team	11/21/2017	Completed	1
11/28/2017	Crafton Boulevard	Garbage/Debris	Citation	11/28/2017	Pending	
12/4/2017	W. Steuben Street	Rental Inspection	Reminder Notice	12/5/2017	Pending	30
12/4/2017	Clearview Avenue	Rental Inspection	Reminder Notice	12/5/2017	App. Rcvd	30
12/4/2017	Division Street	Garbage/Debris	Notice	12/5/2017	Completed	5
12/4/2017	Division Street	Garbage/Debris	Notice	12/5/2017	Completed	5
12/4/2017	Division Street	Garbage/Debris	Notice	12/5/2017	Completed	5
12/8/2017	Barr Avenue	Garbage/Debris	Final Notice	12/8/2017	Pending	5
12/14/2017	Bradford Avenue	Leaves	Verbal	12/14/2017	Completed	3
12/20/2017	Division Street	Garbage/Debris	Notice	12/20/2017	Owner Called	5

Building Inspection Report

November 2017

November Reports Received

(Attached)

Building Inspection Underwriters
Allegheny County R/E Transfer

Certificates & Permits Issued

(November 2017)

Rental Inspection Certificates Issued	9
Zoning Use/Occupancy Certificates Issued	11
Building/Zoning Permits Issued	4