


MONTHLY REPORTS

NOVEMBER 2016

FOR PUBLIC INSPECTION



Jordan Tax Service, Inc.

102 Rahway Road • McMurray, PA 15317-3349

(412) 835-5243 • Fax (412) 835-5244

(724) 731-2300 • Fax (724) 731-2398

www.jordantax.com

Tax & Record
Services

Municipal

Business

Individual

December 6, 2016

Borough of Crafton
Ann C. Scott, Borough Manager
Municipal Building
100 Stotz Avenue
Pittsburgh, PA 15205

RE: Delinquent Earned Income & Net Profits Tax
Collection Summary Report
November, 2016

Detailed below are the Delinquent Earned Income Tax Collections remitted to the Borough for the Month of November, 2016:

<u>PERIOD</u>	<u>TAX</u>	<u>PEN & INT</u>	<u>MUNICIPAL SHARE (50.00%)</u>	
			<u>MONTH</u>	<u>YEAR TO DATE</u>
2011 and Prior	\$ 954.31	\$ 0.33	\$ 954.64	\$ 41,082.93
Add: Commissions	94.91	-	94.91	3,955.40
Refunds Issued	-	-	-	(204.32)
Net Collections	<u>\$ 1,049.22</u>	<u>\$ 0.33</u>	<u>\$ 1,049.55</u>	<u>\$ 44,834.01</u>

Amounts Transferred:

<u>Date</u>	<u>Reference</u>	<u>Amount</u>
11/30/16	Ck #1807	\$ 1,049.55

Total Transfers \$ 1,049.55

We have enclosed our invoice for services.

Very truly yours,
JORDAN TAX SERVICE, INC.


WRLjr/hlk

WILLIAM R. LINNERT, JR.

EIT Collection Report – November 2016

CURRENT YEAR TO DATE DISTRIBUTIONS													
	Resident Tax Amount	Non-Resident Tax Amount	Per/Int Amount	Costs & Credits	Total Collections	Dist Year	Resident Tax Amount	Non-Resident Tax Amount	Per/Int Amount	TCD Commission	Charges & Credits		Total Distribution
2012 Collections	483.61	0.00	135.00	0.00	618.61	2016	483.61	0.00	135.00	(23.72)	0.00	YTD	\$594.89
2012 Refunds	(260.50)	0.00	0.00	0.00	(260.50)	2016	(260.50)	0.00	0.00	0.00	0.00	YTD	(\$260.50)
2013 Collections	(581.97)	0.00	119.00	0.00	(462.97)	2016	(581.97)	0.00	119.00	9.47	0.00	YTD	(\$453.50)
2013 Refunds	2.50	0.00	0.00	0.00	2.50	2016	2.50	0.00	0.00	0.00	0.00	YTD	\$2.50
2014 Collections	2,531.86	0.00	145.44	0.00	2,677.30	2016	2,531.86	0.00	145.44	(50.17)	0.00	YTD	\$2,627.13
2014 Refunds	(1,502.50)	0.00	0.00	0.00	(1,502.50)	2016	(1,502.50)	0.00	0.00	0.00	0.00	YTD	(\$1,502.50)
2015 Collections	238,842.70	2,073.87	55.50	0.00	240,972.07	2016	238,842.70	2,073.87	55.50	(4,275.53)	0.00	YTD	\$236,696.54
2015 Refunds	(29,202.50)	(61.00)	0.00	0.00	(29,263.50)	2016	(29,202.50)	(61.00)	0.00	0.00	0.00	YTD	(\$29,263.50)
2016 Collections	541,120.40	4,152.95	0.00	0.00	545,273.35	2016	541,120.40	4,152.95	0.00	(9,707.83)	0.00	YTD	\$535,565.52
Current Year To Date	751,433.60	6,165.82	454.94	0.00	758,054.36	2016	751,433.60	6,165.82	454.94	(14,047.78)	0.00	YTD	\$744,006.58

TOTAL DISTRIBUTIONS BY TAX YEAR SINCE INCEPTION													
	Resident Tax Amount	Non-Resident Tax Amount	Per/Int Amount	Costs & Credits	Total Collections	Dist Year	Resident Tax Amount	Non-Resident Tax Amount	Per/Int Amount	TCD Commission	Charges & Credits		Total Distribution
2012 Collections	718,363.37	8,206.45	576.00	0.00	727,145.82	ALL	718,363.37	8,206.45	576.00	(13,106.99)	0.00	ALL	\$714,038.83
2012 Refunds	(20,603.00)	0.00	0.00	0.00	(20,603.00)	ALL	(20,603.00)	0.00	0.00	0.00	0.00	ALL	(\$20,603.00)
2013 Collections	754,242.06	8,394.01	175.50	0.00	762,811.57	ALL	754,242.06	8,394.01	175.50	(13,729.93)	0.00	ALL	\$749,081.64
2013 Refunds	(27,130.50)	0.00	0.00	0.00	(27,130.50)	ALL	(27,130.50)	0.00	0.00	0.00	0.00	ALL	(\$27,130.50)
2014 Collections	778,759.21	5,197.54	166.94	0.00	784,123.69	ALL	778,759.21	5,197.54	166.94	(14,096.41)	0.00	ALL	\$770,027.28
2014 Refunds	(27,526.00)	0.00	0.00	0.00	(27,526.00)	ALL	(27,526.00)	0.00	0.00	0.00	0.00	ALL	(\$27,526.00)
2015 Collections	809,599.84	5,253.31	55.50	0.00	814,908.65	ALL	809,599.84	5,253.31	55.50	(14,581.21)	0.00	ALL	\$800,327.44
2015 Refunds	(29,202.50)	(61.00)	0.00	0.00	(29,263.50)	ALL	(29,202.50)	(61.00)	0.00	0.00	0.00	ALL	(\$29,263.50)
2016 Collections	541,120.40	4,152.95	0.00	0.00	545,273.35	ALL	541,120.40	4,152.95	0.00	(9,707.83)	0.00	ALL	\$535,565.52
Tax Year Totals	3,497,622.88	31,143.26	973.94	0.00	3,529,740.08	ALL	3,497,622.88	31,143.26	973.94	(65,222.37)	0.00	ALL	\$3,484,517.71



Jordan Tax Service, Inc.

102 Rahway Road • McMurray, PA 15317-3349

(412) 835-5243 • Fax (412) 835-5244

(724) 731-2300 • Fax (724) 731-2398

www.jordantax.com

Tax & Record
Services

Municipal

Business

Individual

December 6, 2016

Borough of Crafton
Ann C. Scott, Borough Manager
Municipal Building
100 Stotz Avenue
Pittsburgh, PA 15205

RE: Business Privilege Tax
Collection Summary Report
November, 2016

Detailed below are the Business Privilege Tax Collections remitted to the Borough for the Collection Period of November 1, 2016 through November 30, 2016:

<u>PERIOD</u>	<u>TAX</u>	<u>LICENSE</u>	<u>PEN & INT</u>	<u>TOTAL COLLECTIONS</u>	<u>YEAR TO DATE</u>
2014 and Prior	\$ -	\$ -	\$ -	\$ -	\$ 32.85
2015	-	-	-	-	166.78
2016	779.83	50.00	115.55	945.38	62,587.85
Total Collections	779.83	50.00	115.55	945.38	62,787.48
Refunds Issued	-	-	-	-	-
	<u>\$ 779.83</u>	<u>\$ 50.00</u>	<u>\$ 115.55</u>		
Net Collections				<u>\$ 945.38</u>	<u>\$ 62,787.48</u>


Amounts Deposited:

<u>Date</u>	<u>Batch #</u>	<u>Amount</u>
11/15/16	25	\$ 857.59
11/17/16	26	10.00
11/23/16	27	77.79
Total Deposited		<u>\$ 945.38</u>

We have enclosed our invoice for services.

Very truly yours,
JORDAN TAX SERVICE, INC.

WILLIAM R. LINNERT, JR.



Jordan Tax Service, Inc.

102 Rahway Road • McMurray, PA 15317-3349

(412) 835-5243 • Fax (412) 835-5244

(724) 731-2300 • Fax (724) 731-2398

www.jordantax.com

Tax & Record
Services

Municipal

Business

Individual

December 6, 2016

Borough of Crafton
Ann C. Scott, Borough Manager
Municipal Building
100 Stotz Avenue
Pittsburgh, PA 15205

RE: Local Services Tax Collections
Collection Summary Report
November, 2016

Detailed below are the Local Services Tax Collections remitted to the Borough for the Collection Period of November 1, 2016 through November 30, 2016:

<u>PERIOD</u>	<u>TAX</u>	<u>PEN & INT</u>	<u>TOTAL COLLECTIONS</u>	<u>YEAR TO DATE</u>
2014 and Prior	\$ -	\$ -	\$ -	\$ 22.85
2015	-	-	-	14,386.98
2016	11,171.75	-	11,171.75	37,152.50
Total Collections	11,171.75	-	11,171.75	51,562.33
Refunds Issued	-	-	-	(312.08)
	<u>\$ 11,171.75</u>	<u>\$ -</u>		
Net Collections			<u>\$ 11,171.75</u>	<u>\$ 51,250.25</u>

Amounts Remitted:

<u>Date</u>	<u>Batch #</u>	<u>Amount</u>
11/01/16	25	\$ 1,309.54
11/08/16	26	6,537.64
11/10/16	27	1,970.96
11/14/16	28	923.62
11/15/16	29	13.99
11/17/16	30	90.00
11/18/16	31	271.00
11/23/16	32	55.00


Total Deposited

\$ 11,171.75

We have enclosed our invoice for services.

Very truly yours,
JORDAN TAX SERVICE, INC.

WILLIAM R. LINNERT, JR.



Jordan Tax Service, Inc.

102 Rahway Road • McMurray, PA 15317-3349

(412) 835-5243 • Fax (412) 835-5244

(724) 731-2300 • Fax (724) 731-2398

www.jordantax.com

Tax & Record
Services

Municipal

Business

Individual

December 6, 2016

Borough of Crafton
Ann C. Scott, Borough Manager
Municipal Building
100 Stotz Avenue
Pittsburgh, PA 15205

RE: Mercantile Tax
Collection Summary Report
November, 2016

Detailed below are the Mercantile Tax Collections remitted to the Borough for the Collection Period of November 1, 2016 through November 30, 2016:

<u>PERIOD</u>	<u>TAX</u>	<u>PEN & INT</u>	<u>TOTAL COLLECTIONS</u>	<u>YEAR TO DATE</u>
2014 and Prior	\$ -	\$ -	\$ -	\$ -
2015	-	-	-	28,967.07
2016	10,166.76	-	10,166.76	81,560.45
	<u>\$ 10,166.76</u>	<u>\$ -</u>		
Total Collections			<u>\$ 10,166.76</u>	<u>\$ 110,527.52</u>

Amounts Deposited:


<u>Date</u>	<u>Batch #</u>	<u>Amount</u>
11/15/16	19	\$ 10,156.76
11/17/16	20	10.00

Total Deposited \$ 10,166.76

We have enclosed our invoice for services.

Very truly yours,
JORDAN TAX SERVICE, INC.

WILLIAM R. LINNERT, JR.



Jordan Tax Service, Inc.

102 Rahway Road • McMurray, PA 15317-3349

(412) 835-5243 • Fax (412) 835-5244

(724) 731-2300 • Fax (724) 731-2398

www.jordantax.com

Tax & Record
Services

Municipal

Business

Individual

December 6, 2016

Borough of Crafton
Ann C. Scott, Borough Manager
Municipal Building
100 Stotz Avenue
Pittsburgh, PA 15205

RE: Trash Removal
Collection Summary Report
November, 2016

Detailed below are the 2016 Trash Removal Collections remitted to the Borough for the Month of November, 2016:

	<u>BILLING FEE</u>	<u>GARBAGE</u>	<u>TOTAL CURRENT PERIOD</u>	<u>YEAR TO DATE</u>
FACE TAX	\$ 15.00	\$ 498.66	\$ 513.66	\$ 462,750.15
Less: Discount	-	(0.50)	(0.50)	(15,828.90)
Plus: Penalty	-	141.94	141.94	2,908.38
Total Collections	\$ 15.00	\$ 640.10	\$ 655.10	\$ 449,829.63


Amounts Deposited:

<u>Date</u>	<u>Batch #</u>	<u>Amount</u>
11/10/16	29	\$ 1,223.81
11/28/16	30	1,028.48
Total		2,252.29
Less: Refunds	1001	(1,597.19)
Total Deposits		\$ 655.10

	<u>BILLING</u>	<u>GARBAGE</u>	<u>YEAR-TO-DATE</u>
FACE BALANCE 2/1/2016	\$ 9,890.00	\$ 539,235.00	\$ 549,125.00
Add: Additions	5.00	1,863.00	1,868.00
Less: Deletions	(20.00)	(1,242.00)	(1,262.00)
ADJUSTED FACE BALANCE	9,875.00	539,856.00	549,731.00
Less: Total Collections	(8,415.00)	(454,335.15)	(462,750.15)
Less: Turned Over to Delinquent	(1,460.00)	(74,727.00)	(76,187.00)
FACE BALANCE 11/30/2016	\$ -	\$ 10,793.85	\$ 10,793.85

Very truly yours,
JORDAN TAX SERVICE, INC.

WILLIAM R. LINNERT, JR.



Jordan Tax Service, Inc.

102 Rahway Road • McMurray, PA 15317-3349

(412) 835-5243 • Fax (412) 835-5244

(724) 731-2300 • Fax (724) 731-2398

www.jordantax.com

Tax & Record
Services

Municipal
Business
Individual

December 6, 2016

Borough of Crafton
Ann C. Scott, Borough Manager
Municipal Building
100 Stotz Avenue
Pittsburgh, PA 15205

RE: Real Estate Taxes
Collection Summary Report
November, 2016

Detailed below are the 2016 Real Estate Tax Collections deposited to the Borough account for the Month of November, 2016:

	CURRENT PERIOD			YEAR TO DATE
	REAL ESTATE	ROAD	TOTAL	
FACE TAX	\$ 2,193.31	\$ 742.72	\$ 2,936.03	\$ 1,907,649.64
Less: Discount	(5.25)	(1.82)	(7.07)	(33,020.70)
Plus: Penalty	214.79	42.99	257.78	3,419.71
Total Collections	\$ 2,402.85	\$ 783.89	\$ 3,186.74	\$ 1,878,048.65

Amounts Deposited:

Date	Batch #	Amount
11/09/16	35	\$ 1,192.62
11/16/16	36	1,706.35
11/22/16	37	391.16
Total Deposits		3,290.13
Less: Refunds:	1003	(103.39)
Net Collections		\$ 3,186.74

	2015	2015	2016	2016	TOTAL
	REAL ESTATE	ROAD	REAL ESTATE	ROAD	
FACE BALANCE 3/1/2016	\$ -	\$ -	\$ 1,490,301.35	\$ 504,651.86	\$ 1,994,953.21
Add: Additions	-	-	7,220.93	2,445.18	9,666.11
Less: Exonerations	-	-	(4,810.28)	(1,628.87)	(6,439.15)
ADJUSTED FACE BALANCE	-	-	1,492,712.00	505,468.17	1,998,180.17
Less: Total Collections	-	-	(1,425,675.23)	(481,974.41)	(1,907,649.64)
Less: Turned Over to Delinquent	-	-	-	-	-
FACE BALANCE 11/30/2016	\$ -	\$ -	\$ 67,036.77	\$ 23,493.76	\$ 90,530.53

Very truly yours,
JORDAN TAX SERVICE, INC.

William R. Linnert, Jr.
WILLIAM R. LINNERT, JR.

Tax Collector's Monthly Report to Taxing Districts

For the Month of NOVEMBER, 2016
 BOROUGH OF CRAFTON Taxing District

		Real Estate	Road	Prior Years Real Estate	Prior Years Road
A. Collections					
1.	Balance Collectable-Beginning of Month	69,308.89	24,263.17	0.00	0.00
2A.	Additions: During the Month(*)				
2B.	Deductions: Credits During the Month - (from line 17)				
3.	Total Collectable	69,308.89	24,263.17	0.00	0.00
4.	Less: Face Collections for the Month	2,193.31	742.72		
5.	Less: Deletions from the List (Gentrifications)				
6.	Less: Exonerations (*)	78.81	26.69		
7.	Less: Liens/Non-Lienable Installments(*)				
8.	Balance Collectable - End of Month	67,036.77	23,493.76	0.00	0.00
B. Reconciliation of Cash Collected					
9.	Face Amount of Collections - (must agree with line 4)	2,193.31	742.72	0.00	0.00
10.	Plus: Penalties	214.79	42.99		
11.	Less: Discounts	5.25	1.82		
12.	Total Cash Collector per Column	2,402.85	783.89	0.00	0.00
13.	Total Cash Collected				3,186.74
C. Payment of Taxes					
14.	Amount Remitted During the Month (*)				TOTAL ALL TAXES
	Date	Transaction #	Amount		
	11/9/2016	35	1,192.62		
	11/16/2016	36	1,706.35		
	11/22/2016	37	391.16		
		1003 - Refunds	(103.39)		
15.	Amount paid with this Report Applicable to this Reporting Month		Total		\$ 3,186.74
16.	Total Remitted This Month				\$ 3,186.74
17.	List, Other Credit Adjustments (*)	Parcel #	Name	Amount	
18.	Interest Earnings (if applicable)				

Taxing District Use (Optional)	
Carryover from Previous Month	\$
Amount Collected This Month	\$
Less Amount Paid This Month	\$
Ending Balance	\$

*+ Prior Yr. Collection: *1526/15*
 I verify this is a complete and accurate reporting of the balance collectable, taxes collected
 Received by (taxing district): _____ Title: _____ Date: _____
 I acknowledge the receipt of this report.

William Stewart
 Agent Acting on behalf of the Tax Collector
 Date *12/16/15*

**BOROUGH OF CRAFTON
POLICE DEPARTMENT**

MARK A. SUMPTER
CHIEF OF POLICE

100 STOTZ AVENUE
CRAFTON, PENNSYLVANIA 15205

JAMES G. BLOOM
MAYOR



December 22, 2016

Crafton Police responded to 215 complaints during the month of November 2016.

The following 3 pages attached show a print out of the calls answered by Crafton Police.

Paid parking tags paid at the window - \$105.00

Copies of Police Reports - \$195.00

No solicitor permits were issued for the month of November

Three truck permits were issued for the month of November - \$30.00

Fines collected by the Magistrate and paid to the borough for November - \$1,465.02

There were 47 citations issued, 31 citation warnings, 9 parking tags, 6 AccuTrak – 93 total

Two EMS narcotic related calls. Naloxone (Narcan) was used two times by EMS and police did not use Narcan on either call.

Mileage on Police Cars:

Unit #11-1 - 2,245 miles ending at 5,812

Unit #11-2 - 1,091 miles ending at 74,552

Unit #11-3 - 93 miles ending at 6,836

Respectfully submitted,

Handwritten signature of Barbara H. Berkhouse in blue ink.

Barbara H. Berkhouse
Police Secretary

Crafton Borough Report

November 2016

Total Run Numers:

- Total Emergency and Non-Emergency 911 Responses: **59**
Average Response Time (E0-E4): **4 min. 57 sec.**
- Total Emergency 911 Response: **57**
Average Response Time (E0-E3): **4 min. 52 sec.**
- Total Highest Priority Response: **36**
Average Response Time (E0-E1): **5 min. 0 sec.**

Response Times by Category and NFPA Compliance:

- E0 Response: **11**
Average Response Time: **4 min. 43 sec.**
NFPA Compliance: **100%**
- E1 Response: **25**
Average Response Time: **5 min. 7 sec.**
NFPA Compliance: **92%**
- E0 + E1 Response: **36**
Average Response Time: **5 min. 0 sec.**
NFPA Compliance: **94.4%**
- E2 Response: **13**
Average Response Time: **4 min. 33 sec.**
- E3 Response: **8**
Average Response Time: **4 min. 41 sec.**
- E4 Response: **2**
Average Response Time: **7 min. 21 sec.**

Standbys:

- Carnegie EMS (Station 715) Standby Request: **0**
Calls Given to Station 715 in Crafton: **0**
- Scott Township EMS (Station 740) Standby Request: **0**
Calls Given to Station 740 in Crafton: **0**
- Ingram EMS (Station 760) Standby Request: **0**
Calls Given to Station 760 in Crafton: **0**
- Average Response Time for Mutual Aid Services: **N/A**
- NorthWest EMS Requested to Standby: **12**
Calls Taken for Station 810: **2**
Calls Taken for Station 715: **4**
Calls Taken for Station 760: **6**

Crafton Borough EMS Report Notes

November 2016

All numbers for this report from Allegheny County 911 CAD system.

NFPA compliance target **achieved** for serious calls: E-0: **100%**

NFPA compliance target **achieved** for serious calls: E-1: **92%**

NFPA compliance target **achieved** for serious calls: E-0 + E-1: **94.4%**

November was unusual in that the call volume was rather low (59) for this time of the year. Furthermore, almost 1/3 of the total number of calls occurred between the hours of 11:00 PM and 7:00 AM. Response times were good, and the only two calls that missed the 8 minute target (both E-1 priority) missed by 37 seconds and 33 seconds respectively.

Mutual aid was not needed in November, but we provided mutual aid to other areas at an unusually high rate (12). Carnegie EMS backed up our crew on 11 November for a serious call, although our crew consisted of a paramedic, EMT/paramedic student, and an EMT, as well as members of the Crafton VFD QRS and the Crafton PD who also responded.

With the completion of repairs of the garage door, we don't anticipate any further issues moving forward. NorthWest EMS will most certainly pay for any damage done to the door from this point on (as well as any other damage done to the facilities). Since our garage door contractor replaced the lift, we will automatically contact them and pay for repairs in the event they are necessary.

We had an issue where the crews were apparently unlocking the doors after hours (and then neglecting to re-lock them) in order to facilitate their smoking. We are addressing this issue very seriously.

Mutual aid responses are included in the calculations, and are shaded on the spreadsheet (none for November).

Average mutual aid response time: N/A.

NWEMS provided mutual aid 12 times in November as follows: Ingram (6), Robinson (2), and Carnegie (4).

Finally, 19 calls (32.2%) occurred between the hours of 11 pm and 7 am, demonstrating the need for 24 hour coverage in the Borough.

Best wishes to all for a safe and joyous Christmas and a healthy and prosperous new year!

Building Inspection Report

November 2016

November Reports Received

(Attached)

Building Inspection Underwriters

Allegheny County R/E Transfer

Certificates & Permits Issued

(NOVEMBER 2016)

Rental Inspection Certificates Issued	8
Zoning Use/Occupancy Certificates Issued	10
Building/Zoning Permits Issued	1

PUBLIC WORKS / PARKS OPERATIONS REPORT

Council Meeting

December 12, 2016

Crew report 11-28-16 thru 12-12-16.

- **Leaf Collection** - 567 cubic yards collected. 288 man hours this period. Leaf vacs and box removed. Trucks switched over for winter operations. *Totals for 2016 leaf season*; Leaf vac man hours 822; 150 loads collected. (approximately 2,172 cubic yards) Mechanical sweeping 252 hours collecting 657 cubic yards of leaves. Total leaves collected 2,829 cubic yards.
- **Winter Storm Response**- Response to various snow and ice conditions Dec 10; 11, 12 tons of salt used 69.5.
- **One Call** responses at various locations
- **Litter Can maintenance**-weekly.
- **Traffic monitoring device** removal/installation -Crafton Blvd., Clearview
- **Park maintenance**- Cut all parks and facilities 1 times. Playground inspections,
- **Facility Maintenance**- Repair Furnace Community Center, investigate plumbing problem CBB basement. Assist volunteers with Holiday lights and decorating of Borough lands and buildings.
- **Compost Site**- Windrow Maintenance
- **Street Sweeping Program**- 159 miles 16 loads 2016 Street Sweeping Program ended Dec 08, 2016
- **Sign Repairs/ Replacement**-Various locations
- **Street Repairs**- Cold Patch various locations.

Admin.

Regular meetings with manager to discuss issues regarding DPW .

Field inspections regarding street openings; ordinance violations

Managing day to operations/administration for Public Works and Parks maintenance and repairs.

Respond to constituents request for information and service.

Order supplies and material.

Programmed /downloaded data from Traffic Logix Speed monitoring device. Used data to generate Traffic reports.

Routine Field investigations, routine paperwork.

Crafton Volunteer Fire Department
8 Stotz Avenue – Pittsburgh, Pennsylvania 15205
412-875-0022 – Station 412-875-0021 Station Fax

TO: Ann Scott – Crafton Borough Manager
FROM: Mike Crown, Fire Chief
DATE: December 6, 2016
RE: **November 2016 Monthly Report**

The Crafton Volunteer Fire Department responded to 28 requests for assistance for the month:

MAJOR INCIDENT TYPE	# INCIDENTS	% of TOTAL
Fires	3	11.54%
Rescue & Emergency Medical Service	14	53.85%
Hazardous Condition (No Fire)	1	3.85%
Service Call	1	3.85%
Good Intent Call	2	7.69%
False Alarm & False Call	5	19.23%
TOTAL	26	100.00%

The CVFD has been busy again this month, especially in the training realm. We had 6 members complete the Essentials of Firefighting Course Module I and Hazardous Material Refresher Course. We have members complete Structure Burn Class, Fire Officer I Training, Fire Instructor Training, Ropes I and Ropes II class. Many members also did station training familiarizing themselves with equipment placement and uses, Firefighting Nozzles and High Rise uses.

We will be around the streets to support and show generosity to our young folks with Santa on December 17th starting at 9AM.

We would like to also meet with Council discuss some other issues that have been outlying for a few years and see if we can wrap them up within the next few months. Our response times are in par with career firefighter's times and well within the NFPA standard of 9 minutes. We take a great deal of pride in performing our duties to the best of our abilities in lieu of a paid fire department.

Total man hours spend on Fire Related activities and Training was 736.44 hours for the month.



December 2016

Dear Council Members,

The Crafton Public Library continues to be grateful for the support of Council and the community of Crafton.

For December we are looking forward to the Gingerbread House making, the Library After Dark Wine and Cheese Reception and the Holiday Celebration for all library friends but especially honoring all those who volunteered their time or talents.

The library staff is happy to answer any questions and would welcome the opportunity to help you with your informational or recreational needs.

We wish everyone the best for this Holiday Season.

Regards,

Kathy Robinson
Executive Director

CPL 2016 Running Stats													
	Jan	Feb	Mar	Apr	May	Jun	Jul	Aug	Sep	Oct	Nov	Dec	Total
Patrons													
Registrations for the library (#44)	11	29	28	31	32	43	31	35	23	31	29		323
Collection													
Items Withdrawn (#66)	729	1,020	359	563	112	128	265	46	223	96	n/a		3,541
Total Items Added (#67)	159	208	258	174	261	184	214	192	233	209	155		2,247
Total Items in collection													0
Circulation Numbers													
Total Circulation + Renewals (#84)	3,791	4,233	4,437	4,333	3,793	4,315	4,107	4,193	3,435	3,822	3,620		44,079
Items Lent (#88)	1,151	1,061	1,062	868	899	1,033	993	986	994	1,003	981		11,031
Items Borrowed (#89)	1,719	1,830	1,889	1,902	1,564	1,664	1,655	1,591	1,538	1,810	1,546		18,708
Overdrive (e-books, e-audio, e-video)	452	443	517	422	562	650	566	636	619	622	n/a		5,489
Technology Usage													
Computers Logins (#256b)	723	727	785	852	704	803	672	922	815	787	677		8,467
Minutes on our computers	44,325	50,392	57,303	43,374	36,121	40,679	39,931	52,858	43,410	43,094	42,857		494,344
Laptop logins (included above)	8	11	4	4	5	6	13	27	9	9	7		103
Laptop minutes (included above)	550	758	785	247	366	435	800	2,003	649	992	497		8,082
Wifi Logons	296	289	320	267	327	317	533	360	329	272	254		3,564
WiFi Minutes	42,274	39,604	42,364	35,469	38,585	37,337	64,969	46,860	43,329	34,329	35,359		460,479
Number of Days Open	25	25	27	27	25	25	24	27	27	26	25		283.0
Hours a month	195	196	212	195	196	196	188	212	211	203	196		2,200.0
Juvenile Programs (Children & Families) (#94)	24	30	28	25	9	8	10	9	7	15	11		176
Juvenile Program Attendance (Children & Adults) (#92)	182	295	252	331	154	70	72	29	39	94	49		1,567
Teen Programs	5	7	3	4	1	5	0	2	7	8	0		42
Teen Program Attendance	31	51	14	21	28	1	4	3	22	31	1		207
Adult Programs (#95)	7	10	9	8	9	125	9	8	10	14	6		215
Adult Program Attendance (#93)	134	188	190	193	79	11	148	96	102	206	97		1,444
Total Programs	36	47	40	37	19	138	19	19	24	37	17	0	433
Total People	347	534	456	545	261	82	224	128	163	331	147	0	3,218