
MONTHLY REPORTS

OCTOBER 2016

FOR PUBLIC INSPECTION

**BOROUGH OF CRAFTON
TREASURER'S REPORT
October 31, 2016**

DEMAND DEPOSITS

Balance to General Fund	796,628.04	
Total Receipts	125,833.57	
Subtotal	922,461.61	
Total Disbursements	(332,019.82)	
General Fund		590,441.79
Payroll Account		5,536.99
Alcosan		2,574.88
Capital Projects Reserve Fund		40,613.51
Fire Equipment Fund		1,187.57
Road Tax Fund		362,033.86
Insurance Escrow		1.00
Med Saver		1,355.58
Crafton Celebrates		10,927.79
Planning Commission		200.00
Total Demand Deposits		1,014,872.97

INVESTMENTS

Pennsylvania Local Government Trust General Fund		668,021.02
Pennsylvania Local Government Trust Sewer Account		878,162.20
Pennsylvania Local Government Trust Highway Aid		162,036.19
PNC DB Trust Police Pension		3,974,801.93
PNC DB Trust Employee Pension		1,255,026.96
Total Investments		6,938,048.30

TOTAL DEMAND DEPOSITS AND INVESTMENT ACCOUNTS

7,952,921.27

Annette M Lherbier

Annette M. Lherbier, Treasurer

P:\Carissima's Public Docs\Treasurer-Annette\[Treasurer Reports 2016.xlsx]Oct TR

BOROUGH OF CRAFTON
Year-to-Date Financial Statement
 January through October 2016

	Jan - Oct 16	Budget	\$ Over B...	% of B...
Income				
301 · Real Estate Taxes				
301.10 · Real Estate - Current	1,405,162.87	1,385,000.00	20,162.87	101.5%
301.20 · R.E. Tax - Prior Year	8,044.66	7,000.00	1,044.66	114.9%
301.30 · Road Tax Interfund Trf	5,131.26			
301.31 · Road Tax Refunds	0.00			
301.35 · Road - Pen / Interest-Transfer	415.89			
301.50 · R.E. Tax - Delinq.-Leined	69,538.08	50,000.00	19,538.08	139.1%
Total 301 · Real Estate Taxes	1,488,292.76	1,442,000.00	46,292.76	103.2%
310 · Act 511 Taxes				
310.10 · Real Estate Transfer	81,152.46	55,000.00	26,152.46	147.5%
310.21 · EIT - Current	417,910.53	500,000.00	-82,089.47	83.6%
310.22 · EIT - Prior	245,553.94	275,000.00	-29,446.06	89.3%
310.31 · Mercantile - Current	99,937.83	105,000.00	-5,062.17	95.2%
310.36 · Business Priviledge - Current	59,061.96	55,000.00	4,061.96	107.4%
310.51 · LST-OccTax - Current	40,316.12	45,000.00	-4,683.88	89.6%
Total 310 · Act 511 Taxes	943,932.84	1,035,000.00	-91,067.16	91.2%
319 · Penalty/Interest				
319.01 · P/I Real Estate Taxes	3,189.63	18,000.00	-14,810.37	17.7%
319.02 · P/I Delq. R/E Taxes	31,664.86			
319.12 · P/I EIT	8,156.55	10,000.00	-1,843.45	81.6%
319.13 · P/I Mercantile	422.93	250.00	172.93	169.2%
319.15 · P/I LST- OPT	74.46			
319.18 · P/I Business Priviledge	429.94	750.00	-320.06	57.3%
319.20 · Magistrate-EIT/Other	1,112.79	1,250.00	-137.21	89.0%
319.30 · P/I - Garbage Collection	16,845.38	15,000.00	1,845.38	112.3%
Total 319 · Penalty/Interest	61,896.54	45,250.00	16,646.54	136.8%
321 · Licenses & Permits				
321.61 · Soliciting Permits	110.00	250.00	-140.00	44.0%
321.75 · Mechanical Devices	2,850.00	5,000.00	-2,150.00	57.0%
321.80 · Cable Franchise Fees	83,912.57	95,000.00	-11,087.43	88.3%
321.90 · Business Licenses	2,370.00	2,500.00	-130.00	94.8%
322.80 · Street Openings	10,939.00	10,000.00	939.00	109.4%
322.81 · Pole Permits	120.00			
322.83 · Truck Parking Permits	270.00	100.00	170.00	270.0%
Total 321 · Licenses & Permits	100,571.57	112,850.00	-12,278.43	89.1%
331 · Fines & Forfeits				
331.13 · Fines-Magistrate/County	33,655.94	40,000.00	-6,344.06	84.1%
331.14 · M/Veh Violations/State Police	3,077.26	5,000.00	-1,922.74	61.5%
Total 331 · Fines & Forfeits	36,733.20	45,000.00	-8,266.80	81.6%
341 · Interest Earnings				
341.01 · Income on Investments	2,080.88	500.00	1,580.88	416.2%
342.00 · Rental Income	21,100.30	25,000.00	-3,899.70	84.4%
Total 341 · Interest Earnings	23,181.18	25,500.00	-2,318.82	90.9%
354 · Grant Proceeds				
354.15 · Act 101 Recycling Grant	5,247.00	4,000.00	1,247.00	131.2%
354.20 · Miscellaneous Grants	3,500.00	4,500.00	-1,000.00	77.8%
354.25 · DCNR-Parks, Rec Study	0.00	1,000.00	-1,000.00	0.0%
Total 354 · Grant Proceeds	8,747.00	9,500.00	-753.00	92.1%
355 · State Entitlements				

BOROUGH OF CRAFTON
Year-to-Date Financial Statement

January through October 2016

	Jan - Oct 16	Budget	\$ Over B...	% of B...
355.01 · PURTA	3,338.77	3,650.00	-311.23	91.5%
355.04 · Liquor Licenses	1,000.00	1,000.00	0.00	100.0%
355.05 · Pension State Aid	111,256.38	106,000.00	5,256.38	105.0%
355.07 · Foreign Fire Fund	30,945.13	32,000.00	-1,054.87	96.7%
355.09 · Act 13 Impact Fee	674.40	500.00	174.40	134.9%
357.01 · 1% Sales Tax	181,266.08	200,000.00	-18,733.92	90.6%
Total 355 · State Entitlements	328,480.76	343,150.00	-14,669.24	95.7%
358 · Intergov. Contract Services				
358.10 · Police Services-Thornburg	77,223.80	93,169.00	-15,945.20	82.9%
358.11 · Fire Protection Services	7,083.40	8,500.00	-1,416.60	83.3%
358.12 · Reimb. VehExp-Code Official	0.00	1,500.00	-1,500.00	0.0%
Total 358 · Intergov. Contract Services	84,307.20	103,169.00	-18,861.80	81.7%
360 · Charges For Service				
361.00 · Jordan-Trash Billing Fee	8,385.00	7,000.00	1,385.00	119.8%
361.31 · Subdivision Fees	900.00			
361.33 · Conditional Use Hearing Fees	0.00	500.00	-500.00	0.0%
361.34 · Zoning Hearing Board Fees	1,500.00	1,000.00	500.00	150.0%
362.11 · Sale of Accident Reports	1,320.00	1,500.00	-180.00	88.0%
362.141 · Crossing Guard Reimb.	35,673.93	40,500.00	-4,826.07	88.1%
362.41 · Bldg./Elec. Permit Fees	11,822.50	15,000.00	-3,177.50	78.8%
362.48 · Rental Inspection Fee	3,090.00	5,000.00	-1,910.00	61.8%
362.50 · Zoning Use Permits	3,740.00	2,500.00	1,240.00	149.6%
362.51 · Occupancy Permits	7,170.00	4,000.00	3,170.00	179.3%
363.51 · PennDot Snow Removal	0.00	6,000.00	-6,000.00	0.0%
Total 360 · Charges For Service	73,601.43	83,000.00	-9,398.57	88.7%
364 · Sanitation - Garbage Collection				
364.30 · Current Garbage Collection Fee	442,277.37	465,000.00	-22,722.63	95.1%
364.35 · Prior Garbage Collection Fee	44,932.31	50,000.00	-5,067.69	89.9%
Total 364 · Sanitation - Garbage Collection	487,209.68	515,000.00	-27,790.32	94.6%
367 · Recreation Fees				
367.20 · Pool Passes	32,150.00	25,000.00	7,150.00	128.6%
367.21 · Pool General Admission	52,073.90	33,000.00	19,073.90	157.8%
367.22 · Swimming Lessons	4,070.00	3,000.00	1,070.00	135.7%
367.23 · Pool Rentals	4,001.00	3,000.00	1,001.00	133.4%
367.24 · AquaRobics	342.00	500.00	-158.00	68.4%
367.25 · Chair Rentals-Locks	1,176.00	1,000.00	176.00	117.6%
367.30 · Sale of Wood Chips/Compost	220.00			
367.40 · Pool Concessions	28,481.07	19,000.00	9,481.07	149.9%
367.41 · Community Center Rentals	1,975.00	2,000.00	-25.00	98.8%
367.42 · Park Shelter Rentals	3,757.00	3,000.00	757.00	125.2%
367.50 · Senior Dinner-Fees	1,718.00	2,000.00	-282.00	85.9%
367.52 · Fundraising-Recreation	2,118.00	1,500.00	618.00	141.2%
Total 367 · Recreation Fees	132,081.97	93,000.00	39,081.97	142.0%
380 · Misc. Revenues				
380.01 · Refunds on Current Expenditures	8,409.80	1,000.00	7,409.80	841.0%
380.02 · Other	173.75	1,000.00	-826.25	17.4%
380.03 · Insurance Dividends	33,930.13	25,000.00	8,930.13	135.7%
380.04 · Reimb. Exp-Comp.Plan Ingram	763.14	17,300.00	-16,536.86	4.4%
380.05 · Drug Task Force OT	3,619.86	500.00	3,119.86	724.0%
380.12 · Reimbursed-P/D Overtime Details	65,776.04	0.00	65,776.04	100.0%
Total 380 · Misc. Revenues	112,672.72	44,800.00	67,872.72	251.5%

BOROUGH OF CRAFTON
Year-to-Date Financial Statement
 January through October 2016

	Jan - Oct 16	Budget	\$ Over B...	% of B...
388 · Fiduciary Funds				
388.01 · Police Pension Contribution	32,994.56	37,000.00	-4,005.44	89.2%
Total 388 · Fiduciary Funds	32,994.56	37,000.00	-4,005.44	89.2%
390 · Other Financing Sources				
391.10 · Sale of Fixed Assets	156.00	0.00	156.00	100.0%
391.20 · Compensation of Fixed Assets	54,462.99	5,000.00	49,462.99	1,089.3%
Total 390 · Other Financing Sources	54,618.99	5,000.00	49,618.99	1,092.4%
392 · Interfund Transfers				
392.85 · Trf From Highway Aid	161,346.65	157,000.00	4,346.65	102.8%
Total 392 · Interfund Transfers	161,346.65	157,000.00	4,346.65	102.8%
395 · Refunds of Prior Years				
395.04 · Other	0.00	1,500.00	-1,500.00	0.0%
399.00 · Sinking Fund Carryover	0.00	499,381.00	-499,381.00	0.0%
Total 395 · Refunds of Prior Years	0.00	500,881.00	-500,881.00	0.0%
Total Income	4,130,669.05	4,597,100.00	-466,430.95	89.9%
Gross Profit	4,130,669.05	4,597,100.00	-466,430.95	89.9%
Expense				
400 · Borough Administration				
400.11 · Salary of Council	7,000.00	8,400.00	-1,400.00	83.3%
400.14 · Clerical - Part-time	17,511.50	21,000.00	-3,488.50	83.4%
400.154 · Health & Accident & STD	649.05	1,100.00	-450.95	59.0%
400.156 · Hospitalization	31,261.20	45,000.00	-13,738.80	69.5%
400.161 · Social Security	10,030.70	15,000.00	-4,969.30	66.9%
400.162 · Unemployment Compensation	1,183.58	2,500.00	-1,316.42	47.3%
400.163 · FSA	845.78	1,500.00	-654.22	56.4%
400.164 · HRA	808.03	3,000.00	-2,191.97	26.9%
400.17 · Retirement Incentive-Admin	4,000.00	6,000.00	-2,000.00	66.7%
400.21 · Office Supplies/Postage	3,036.95	4,000.00	-963.05	75.9%
400.22 · Newsletter-Printing/Postage	1,526.29	1,000.00	526.29	152.6%
400.26 · Minor Equipment	515.99	1,000.00	-484.01	51.6%
400.30 · Computer HW/SW Maint	531.00	1,000.00	-469.00	53.1%
400.32 · Communications	3,848.32	5,000.00	-1,151.68	77.0%
400.33 · Travel Expense	0.00	1,000.00	-1,000.00	0.0%
400.34 · Advertising	1,417.45	2,500.00	-1,082.55	56.7%
400.35 · Bonds	951.00	500.00	451.00	190.2%
400.354 · Worker's Compensation	746.98	1,000.00	-253.02	74.7%
400.356 · Drug & Alcohol Testing	0.00	1,500.00	-1,500.00	0.0%
400.37 · Maint. & Repairs Equipment	2,648.80	2,000.00	648.80	132.4%
400.38 · Postage Meter Rental	576.00	1,000.00	-424.00	57.6%
400.39 · Equipmt. Lease - Copier	6,568.80	8,000.00	-1,431.20	82.1%
400.42 · Council-Conventions, Training	696.82	8,000.00	-7,303.18	8.7%
400.43 · Subscriptions-Dues	2,135.60	2,000.00	135.60	106.8%
400.45 · Payroll Contract	5,095.30	6,500.00	-1,404.70	78.4%
400.74 · Major Equipment	0.00	5,000.00	-5,000.00	0.0%
401.11 · Mayor - Salary	1,500.00	1,800.00	-300.00	83.3%
401.42 · Mayor - Membershp Dues/Semi...	130.00	200.00	-70.00	65.0%
402.11 · Auditing - Professional Auditor	11,999.50	12,500.00	-500.50	96.0%
402.12 · Salary - Treasurer	2,500.00	2,700.00	-200.00	92.6%
404.31 · Solicitor Expenses	28,008.71	35,000.00	-6,991.29	80.0%
404.32 · Legal-Litigation	0.00	5,000.00	-5,000.00	0.0%
404.332 · Labor Counsel	1,764.76	12,000.00	-10,235.24	14.7%

BOROUGH OF CRAFTON
Year-to-Date Financial Statement

January through October 2016

	Jan - Oct 16	Budget	\$ Over B...	% of B...
405.12 · Salary - Admin. Assistant	36,798.48	38,000.00	-1,201.52	96.8%
405.13 · Salary - Manager	69,583.40	83,500.00	-13,916.60	83.3%
405.18 · Stipend Council Meetings	60.00	0.00	60.00	100.0%
406.46 · Training Seminars--Admin.	4,871.00	5,000.00	-129.00	97.4%
407.32 · IT Expenses	3,427.16	4,000.00	-572.84	85.7%
408.31 · Engineer Retainer	900.00	1,200.00	-300.00	75.0%
Total 400 · Borough Administration	265,128.15	355,400.00	-90,271.85	74.6%
403 · Tax Collection				
403.11 · Salary - Property Tax Collector	400.00	500.00	-100.00	80.0%
403.351 · Bonds - Prop.Tax Collector	0.00	400.00	-400.00	0.0%
403.46 · Jordan-Liens-Revivals-SherSales	7,612.00	10,000.00	-2,388.00	76.1%
403.461 · Jordan Tax - TCF Fees	14,642.64	17,000.00	-2,357.36	86.1%
403.462 · Jordan Tax - R/E Tax Collec Fee	0.00	7,500.00	-7,500.00	0.0%
403.463 · Jordan Tax-Prior R/E Tax Fee	16,415.60	15,000.00	1,415.60	109.4%
403.47 · Jordan Act 511 Fees	7,426.55	12,000.00	-4,573.45	61.9%
403.48 · Jordan-Act 32 SWTax District	11,714.18	15,000.00	-3,285.82	78.1%
403.76 · Rad Tax Payment	1,108.56			
491.02 · RE Tax Refund - Prior	2,062.54	1,000.00	1,062.54	206.3%
491.03 · Refunds - OPT	312.08	500.00	-187.92	62.4%
491.06 · Refunds - Trash Collection	0.00	500.00	-500.00	0.0%
Total 403 · Tax Collection	61,694.15	79,400.00	-17,705.85	77.7%
409 · Municipal Properties				
409.21 · Maintenance Supplies	1,440.75	1,500.00	-59.25	96.1%
409.26 · Minor Equipment	0.00	500.00	-500.00	0.0%
409.36 · Utilities	18,284.65	21,000.00	-2,715.35	87.1%
409.361 · Utilities - District Magistrate	4,024.46	6,000.00	-1,975.54	67.1%
409.37 · Repairs/Maintenance	9,709.44	19,000.00	-9,290.56	51.1%
409.371 · Repairs/Maint- Dist. Magistrate	974.12	5,000.00	-4,025.88	19.5%
409.45 · Contracts - Custodian/Mats	6,760.00	8,000.00	-1,240.00	84.5%
409.50 · Municipal Prop. Misc.	1,500.00	3,000.00	-1,500.00	50.0%
409.71 · Cap Improvements - Dist. Magist	0.00	5,000.00	-5,000.00	0.0%
409.76 · Refunds - Community Center	0.00	100.00	-100.00	0.0%
Total 409 · Municipal Properties	42,693.42	69,100.00	-26,406.58	61.8%
410 · Police Services				
410.12 · Salaries - Police Officers	475,704.85	565,000.00	-89,295.15	84.2%
410.121 · Salary - Chief	74,669.60	89,000.00	-14,330.40	83.9%
410.13 · Longevity - Police	3,000.00	3,000.00	0.00	100.0%
410.14 · Salary - Police Secretary	20,870.40	36,000.00	-15,129.60	58.0%
410.154 · Health & Accident & STD	3,251.10	4,000.00	-748.90	81.3%
410.156 · Hospitalization	93,013.40	135,000.00	-41,986.60	68.9%
410.161 · Social Security	57,458.44	62,000.00	-4,541.56	92.7%
410.162 · Unemployment Compensation	5,561.68	8,500.00	-2,938.32	65.4%
410.163 · FSA	2,377.97	4,500.00	-2,122.03	52.8%
410.164 · HRA	2,216.27	6,000.00	-3,783.73	36.9%
410.18 · Wages - Crossing Guards	66,996.00	81,000.00	-14,004.00	82.7%
410.181 · Wages - Jail Guards	350.00	1,000.00	-650.00	35.0%
410.19 · O.T. Police (see 380.12 Reimb.)	62,172.18	20,000.00	42,172.18	310.9%
410.191 · Court /School - Reimb Expenses	1,360.00	2,000.00	-640.00	68.0%
410.192 · Court Overtime	38,356.65	40,000.00	-1,643.35	95.9%
410.193 · DANET O.T. (See 380.05 offset)	3,632.48	3,000.00	632.48	121.1%
410.21 · Office Supplies/Postage	2,116.77	3,000.00	-883.23	70.6%
410.22 · Ammunition	403.17	1,500.00	-1,096.83	26.9%
410.23 · Uniform Allowance	8,115.86	7,700.00	415.86	105.4%
410.232 · Uniform Allowance - Crossing ...	752.20	1,250.00	-497.80	60.2%

BOROUGH OF CRAFTON
Year-to-Date Financial Statement

January through October 2016

	Jan - Oct 16	Budget	\$ Over B...	% of B...
410.24 · Fuel Expense	6,890.37	15,000.00	-8,109.63	45.9%
410.25 · Maintenance Equip.-Supplies	1,738.00	3,500.00	-1,762.00	49.7%
410.26 · Minor Equipment	868.49	5,000.00	-4,131.51	17.4%
410.32 · Communications	7,759.35	15,000.00	-7,240.65	51.7%
410.321 · IT Expense	4,651.00	5,000.00	-349.00	93.0%
410.354 · Worker's Compensation	34,509.80	42,000.00	-7,490.20	82.2%
410.355 · Worker's Comp.--School Guards	5,205.56	6,500.00	-1,294.44	80.1%
410.37 · Vehicle Maintenance	4,166.58	10,000.00	-5,833.42	41.7%
410.42 · Dues Police Chief	802.00	900.00	-98.00	89.1%
410.421 · Dues - Police Officers	0.00	500.00	-500.00	0.0%
410.45 · Animal Control	2,790.00	4,800.00	-2,010.00	58.1%
410.53 · Civil Service Commission	254.00	2,000.00	-1,746.00	12.7%
410.74 · Capital Outlay	69,045.00	72,000.00	-2,955.00	95.9%
410.75 · Training - Police Officers	4,957.73	8,000.00	-3,042.27	62.0%
410.751 · Training - Police Chief	1,349.45	1,500.00	-150.55	90.0%
410.76 · Computer Expense	3,084.00	10,000.00	-6,916.00	30.8%
410.77 · Video Recording Devices	8,549.53	8,000.00	549.53	106.9%
Total 410 · Police Services	1,078,999.88	1,283,150.00	-204,150.12	84.1%
411 · Fire Protection				
411.10 · Physicals-Annual CVFD	4,799.00	2,000.00	2,799.00	240.0%
411.22 · Operating Supplies	1,395.19	2,000.00	-604.81	69.8%
411.23 · Minor Equip. Repair	5,251.50	5,000.00	251.50	105.0%
411.231 · Minor Equip. Purchase	5,784.98	5,000.00	784.98	115.7%
411.24 · Fuel, Oil	3,450.26	4,000.00	-549.74	86.3%
411.32 · Communications	4,161.90	5,000.00	-838.10	83.2%
411.354 · Worker's Compensation	14,024.00	15,000.00	-976.00	93.5%
411.37 · Vehicle Maintenance	7,172.73	11,500.00	-4,327.27	62.4%
411.38 · Hydrant Rental	19,706.48	23,250.00	-3,543.52	84.8%
411.45 · Equip. Inspection & Testing	7,359.88	5,000.00	2,359.88	147.2%
411.53 · Annual Contribution	33,333.30	40,000.00	-6,666.70	83.3%
411.70 · Major Equipment	0.00	15,000.00	-15,000.00	0.0%
411.90 · Trf to Major Equipment Fund	37,400.00	37,400.00	0.00	100.0%
411.901 · Trf to Minor Equipment Fund	0.00	22,000.00	-22,000.00	0.0%
Total 411 · Fire Protection	143,839.22	192,150.00	-48,310.78	74.9%
413 · Building Inspection				
413.12 · Salary - Fire Marshal	0.00	500.00	-500.00	0.0%
413.13 · Salary - Ordinance Officer	10,217.60	12,000.00	-1,782.40	85.1%
413.14 · Zoning inspections	7,901.00	8,500.00	-599.00	93.0%
413.15 · Training & Education	0.00	500.00	-500.00	0.0%
413.161 · Social Security	781.66	800.00	-18.34	97.7%
413.162 · Unemployment Compensation	306.72	500.00	-193.28	61.3%
413.21 · Office Supplies	117.56	500.00	-382.44	23.5%
413.24 · Fuel	46.89	1,000.00	-953.11	4.7%
413.32 · Communic/Internet - Ord. Offcr	1,727.96	1,200.00	527.96	144.0%
413.354 · Worker's Compensation	28.16	500.00	-471.84	5.6%
413.37 · Vehicle Repairs	1,099.33	3,000.00	-1,900.67	36.6%
413.45 · Demolition-Blight Props	5,150.00	10,000.00	-4,850.00	51.5%
413.47 · Bldg Permit DCED	160.00	200.00	-40.00	80.0%
414.12 · Bldg Permit-Inspection Fees	9,020.40	12,000.00	-2,979.60	75.2%
414.14 · ZHB - Court Reporter/Sec'y	330.00	250.00	80.00	132.0%
414.21 · ZHB Office-Adv-Postage	122.00	400.00	-278.00	30.5%
414.31 · ZHB Legal Services	3,196.75	1,500.00	1,696.75	213.1%
414.46 · Recodify Boro Ordinances	1,195.00	4,000.00	-2,805.00	29.9%
Total 413 · Building Inspection	41,401.03	57,350.00	-15,948.97	72.2%

BOROUGH OF CRAFTON
Year-to-Date Financial Statement

January through October 2016

	Jan - Oct 16	Budget	\$ Over B...	% of B...
427 - Refuse - Recycling Removal				
427.10 · Garbage Contract	364,008.00	436,860.00	-72,852.00	83.3%
427.12 · Recycling Contract	58,314.50	69,190.00	-10,875.50	84.3%
Total 427 · Refuse - Recycling Removal	422,322.50	506,050.00	-83,727.50	83.5%
430 - Public Works Department				
430.10 · Salary - P/W Supervisor	54,166.80	65,000.00	-10,833.20	83.3%
430.14 · Salaries - Full Time Employees	227,001.36	283,000.00	-55,998.64	80.2%
430.15 · P/W Overtime Pay	1,807.54	5,000.00	-3,192.46	36.2%
430.154 · Health & Accident & STD	2,134.90	2,300.00	-165.10	92.8%
430.156 · Hospitalization	80,509.87	110,000.00	-29,490.13	73.2%
430.16 · Wages Part Time	0.00	10,000.00	-10,000.00	0.0%
430.161 · Social Security	23,647.18	25,000.00	-1,352.82	94.6%
430.162 · Unemployment Compensation	2,623.54	3,500.00	-876.46	75.0%
430.163 · FSA	1,501.01	3,000.00	-1,498.99	50.0%
430.164 · HRA	1,906.25	5,500.00	-3,593.75	34.7%
430.18 · Wages - Part Time Employees	21,361.50	25,000.00	-3,638.50	85.4%
430.21 · Public Works - Misc. Supplies	1,742.93	2,000.00	-257.07	87.1%
430.23 · Uniforms	5,332.27	6,200.00	-867.73	86.0%
430.24 · Fuel	6,334.94	11,000.00	-4,665.06	57.6%
430.25 · Repairs - Maintenance	10,804.96	6,000.00	4,804.96	180.1%
430.26 · Small Tools	2,394.45	3,000.00	-605.55	79.8%
430.31 · Engineering Services	43,352.48	45,000.00	-1,647.52	96.3%
430.32 · Communications	2,917.44	3,500.00	-582.56	83.4%
430.354 · Worker's Compensation	20,068.56	23,500.00	-3,431.44	85.4%
430.356 · Drug/Alcohol Testing	201.30	1,000.00	-798.70	20.1%
430.36 · Utilities	4,363.62	7,500.00	-3,136.38	58.2%
430.37 · Vehicle Repairs	6,633.32	15,000.00	-8,366.68	44.2%
430.42 · Seminars	439.00	1,000.00	-561.00	43.9%
430.74 · Capital Outlay - minor equip	2,324.28	5,000.00	-2,675.72	46.5%
430.742 · Pub.Works - Cap. Outlay Equip	0.00	12,000.00	-12,000.00	0.0%
432.14 · Salaries Snow Removal	6,006.64	11,500.00	-5,493.36	52.2%
432.22 · Anti-Skid Materials	49,145.70	45,500.00	3,645.70	108.0%
433.22 · Signs & Posts	3,003.89	5,000.00	-1,996.11	60.1%
433.45 · Signals Maintenance	3,223.90	3,000.00	223.90	107.5%
433.451 · Electricity Signals	4,109.24	4,200.00	-90.76	97.8%
434.45 · Street Lighting	67,176.37	90,000.00	-22,823.63	74.6%
435.22 · Material Curbing Supplies	40.01	500.00	-459.99	8.0%
435.245 · Stairs and Sidewalks	3,959.45	5,000.00	-1,040.55	79.2%
438.22 · Material Roads Supplies	7,074.58	12,000.00	-4,925.42	59.0%
438.38 · Rental Equipment	488.95	2,500.00	-2,011.05	19.6%
Total 430 · Public Works Department	667,798.23	858,200.00	-190,401.77	77.8%
452 - Recreation				
452.01 · Social Security	6,344.49	6,000.00	344.49	105.7%
452.14 · Wages - Pool Personnel	71,828.48	65,000.00	6,828.48	110.5%
452.15 · Wages - Pool Concess.	11,109.50	11,000.00	109.50	101.0%
452.162 · Unemployment Compensation	2,317.97	1,000.00	1,317.97	231.8%
452.20 · Pool License, Permit, Training	1,237.00	1,500.00	-263.00	82.5%
452.21 · Supplies	2,637.42	1,000.00	1,637.42	263.7%
452.22 · Pool Filtration	11,123.80	10,000.00	1,123.80	111.2%
452.23 · Oper/Supplies, Permits, Training	3,746.62	5,000.00	-1,253.38	74.9%
452.25 · Pool Repairs/Maintenance	2,436.24	6,000.00	-3,563.76	40.6%
452.26 · Pool Minor Equipment	0.00	3,500.00	-3,500.00	0.0%
452.27 · Computer H/W & Internet	703.50	500.00	203.50	140.7%
452.32 · Communications	462.04	500.00	-37.96	92.4%
452.354 · Worker's Compensation	4,382.94	4,200.00	182.94	104.4%

BOROUGH OF CRAFTON
Year-to-Date Financial Statement

January through October 2016

	Jan - Oct 16	Budget	\$ Over B...	% of B...
452.36 · Utilities	13,105.09	9,000.00	4,105.09	145.6%
452.37 · Pool Bldgs - Rep/Maint	4,274.64	5,000.00	-725.36	85.5%
452.371 · Concession - Rep/Maint/Eq	904.44	2,500.00	-1,595.56	36.2%
453.21 · Supplies - Concession Stand	15,747.42	12,000.00	3,747.42	131.2%
453.23 · Sr. Dinner (offset 367.50)	2,109.49	3,500.00	-1,390.51	60.3%
453.49 · Rec. Activities - Expenses	247.44	1,000.00	-752.56	24.7%
Total 452 · Recreation	154,718.52	148,200.00	6,518.52	104.4%
454 · Parks & Shade Trees				
454.25 · Maintenance Supplies	0.00	2,500.00	-2,500.00	0.0%
454.26 · Minor Equipment	0.00	2,500.00	-2,500.00	0.0%
454.36 · Utilities	3,880.34	4,000.00	-119.66	97.0%
454.37 · Maintenance - Repairs Services	5,810.42	6,000.00	-189.58	96.8%
454.75 · Park Equip.- Cap.Improvements	7,623.22	5,000.00	2,623.22	152.5%
454.76 · Refunds - Park Shelters	0.00	100.00	-100.00	0.0%
455.22 · Shade Tree Operating Supplies	213.00	500.00	-287.00	42.6%
455.44 · Shade Tree - Arborist	0.00	4,000.00	-4,000.00	0.0%
455.45 · Tree Maint.- Plantings	471.00	6,000.00	-5,529.00	7.9%
455.46 · Boro Gardens	164.55	1,000.00	-835.45	16.5%
Total 454 · Parks & Shade Trees	18,162.53	31,600.00	-13,437.47	57.5%
456 · Community Services				
456.54 · Library Contributions	58,333.40	70,000.00	-11,666.60	83.3%
458.22 · Comm Ctr Supplies	0.00	200.00	-200.00	0.0%
458.55 · Crafton Performing Arts	0.00	250.00	-250.00	0.0%
458.56 · Borough Tributes	791.91	200.00	591.91	396.0%
458.57 · Misc. Contributions	0.00	250.00	-250.00	0.0%
462.34 · Community Dev/Promotion	0.00	3,000.00	-3,000.00	0.0%
Total 456 · Community Services	59,125.31	73,900.00	-14,774.69	80.0%
471 · Debt Services - Principal				
471.21 · PNC-Duncan Gen Ob Note	257,247.78	257,500.00	-252.22	99.9%
471.35 · PNC Lease Agmt. Hvy Eq.	7,952.83			
Total 471 · Debt Services - Principal	265,200.61	257,500.00	7,700.61	103.0%
472 · Debt Services - Interest				
472.21 · PNC-Duncan Prop-Interest	16,835.51	17,000.00	-164.49	99.0%
472.35 · PNC Lease Agmt. Hvy Eq.	2,123.63			
Total 472 · Debt Services - Interest	18,959.14	17,000.00	1,959.14	111.5%
480 · Insurance				
480.03 · Drug Screening	1,612.05	1,500.00	112.05	107.5%
486.00 · Compreh. Liability/Property Ins	76,384.98	70,000.00	6,384.98	109.1%
486.81 · Property Loss Claims-Borough	73,598.36	11,000.00	62,598.36	669.1%
486.82 · Property Loss-Damages - Other	0.00	2,000.00	-2,000.00	0.0%
Total 480 · Insurance	151,595.39	84,500.00	67,095.39	179.4%
483 · Agency And Trust				
483.001 · Police Pension Contrib.	32,994.56	37,000.00	-4,005.44	89.2%
483.02 · Foreign Fire Relief	30,946.13	32,000.00	-1,053.87	96.7%
483.10 · Police Pension Fund MMO	78,743.52	71,000.00	7,743.52	110.9%
483.30 · Employee Pension Fund MMO	69,188.28	65,000.00	4,188.28	106.4%
Total 483 · Agency And Trust	211,872.49	205,000.00	6,872.49	103.4%
492 · Interfund Operating Transfers				
492.30 · Transf. to Capital Reserve Fund	0.00	378,600.00	-378,600.00	0.0%

BOROUGH OF CRAFTON
Year-to-Date Financial Statement
 January through October 2016

	Jan - Oct 16	Budget	\$ Over B...	% of B...
Total 492 · Interfund Operating Transfers	0.00	378,600.00	-378,600.00	0.0%
Total Expense	3,603,510.57	4,597,100.00	-993,589.43	78.4%
Net Income	527,158.48	0.00	527,158.48	100.0%

9:26 AM
 11/23/16
 Accrual Basis

Capital Projects Reserve Fund
Profit & Loss Budget vs. Actual
 January through October 2016

	Jan - Oct 16	Budget	\$ Over Budget	% of ...
Income				
355.10 DCED-Pool Grow. Greener	192,074.00	250,000.00	-57,926.00	76.8%
355.12 DCED - Planning Grant	11,633.50	65,400.00	-53,766.50	17.8%
355.20 DCED-Clearview G.Greener	44,805.60	25,000.00	19,805.60	179.2%
395.01 GF Reserve Trf-PLGIT	0.00	400,600.00	-400,600.00	0.0%
395.07 Trf-Rental Acct GF#342	0.00	40,000.00	-40,000.00	0.0%
395.12 County Planning Grant	42,430.14	60,000.00	-17,569.86	70.7%
399.00 Carryover Capital Fund	0.00	25,000.00	-25,000.00	0.0%
Total Income	290,943.24	866,000.00	-575,056.76	33.6%
Expense				
409.10 Boro Bldg Upgrades	11,770.38	25,000.00	-13,229.62	47.1%
411.74 CVFD-SCBA Equip Reserve	0.00	66,000.00	-66,000.00	0.0%
414.75 Multi-Munic. Comp Plan	51,479.61	140,000.00	-88,520.39	36.8%
430.74 P/W Equipment	43,588.00	75,000.00	-31,412.00	58.1%
452.75 Pool Redevelopment	231,959.32	500,000.00	-268,040.68	46.4%
492.30 Future Projects Reserve	0.00	60,000.00	-60,000.00	0.0%
Total Expense	338,797.31	866,000.00	-527,202.69	39.1%
Net Income	-47,854.07	0.00	-47,854.07	100.0%

Road Tax Fund
Year to Date: FINANCIAL REPORT
 January through October 2016

Cash Basis


	Jan - Oct 16	Budget	\$ Over Bud...	% of Budget
Income				
301.10 Road Tax - Current	473,140.33	461,500.00	11,640.33	102.5%
301.20 Road Tax - Prior	16,855.69	20,000.00	-3,144.31	84.3%
319.01 Road Tax - P & I	8,419.37	7,500.00	919.37	112.3%
363.25 Utility Reimburse-Paving	43,495.68			
399.00 Cap Proj. Fund Carryover	0.00	92,500.00	-92,500.00	0.0%
Total Income	541,911.07	581,500.00	-39,588.93	93.2%
Expense				
421.00 Bank Fees	194.98			
430.31 Engineering - Roads	59,696.70	60,000.00	-303.30	99.5%
438.45 Road - Contract Services	394.00	21,500.00	-21,106.00	1.8%
439.45 Road Paving Program	370,879.90	500,000.00	-129,120.10	74.2%
491.10 Tax Refunds - Current	886.21			
491.20 Tax Refund - Prior	490.61			
Total Expense	432,542.40	581,500.00	-148,957.60	74.4%
Net Income	109,368.67	0.00	109,368.67	100.0%

Sewer Fund Financial Statement

January through October 2016

Cash Basis

	Jan - Oct 16	Budget	\$ Over Bud...	% of B...
Income				
319 · Interest/Penalty-Jordan	20,311.73	25,000.00	-4,688.27	81.2%
341 · Interest on Investment-PLGIT	1,962.45	100.00	1,862.45	1,962.5%
364 · Current Sewer User Fees	1,540,245.86	1,724,000.00	-183,754.14	89.3%
364.01 · Delinquent Sewer User F...	20,033.44			
380 · Other - Alcosan Billing Rei...	6,379.48	6,000.00	379.48	106.3%
381 · Reimb. Current Exp	0.00	100.00	-100.00	0.0%
382 · Misc Income	0.00	0.00	0.00	0.0%
392 · Trnf from PLGIT	0.00	0.00	0.00	0.0%
397 · A/P Reserve Transfer Return	0.00	0.00	0.00	0.0%
399 · Sinking Fund Carryover	0.00	0.00	0.00	0.0%
Total Income	1,588,932.96	1,755,200.00	-166,267.04	90.5%
Expense				
421 · Office Supplies-Postage	929.00	200.00	729.00	464.5%
425 · Maint/Rep.Materials	3,919.36	5,000.00	-1,080.64	78.4%
430 · Billing Fee - PAWC/Jordan	51,259.11	60,000.00	-8,740.89	85.4%
431 · Prof. Services - Engineering	150,956.14	150,000.00	956.14	100.6%
432 · Prof. Services - Legal	0.00	1,000.00	-1,000.00	0.0%
436 · Alocsan - Qtrly Usage Chgs	613,237.11	840,000.00	-226,762.89	73.0%
437 · Equipment Repairs	15,626.72	5,000.00	10,626.72	312.5%
438 · Fuel - Sweeper- Trk#108	3,288.56	3,500.00	-211.44	94.0%
439 · Water - St Sweeper	0.00	500.00	-500.00	0.0%
442 · Dues - Permits	7,038.66	7,500.00	-461.34	93.8%
445 · Vactor charge	9,590.00	15,000.00	-5,410.00	63.9%
446 · Munic. Claim Commission	3,570.00	4,000.00	-430.00	89.3%
470.1 · Principal - Pennvest I	31,455.52	48,000.00	-16,544.48	65.5%
470.2 · Principal - Pennvest II	30,684.24	15,000.00	15,684.24	204.6%
470.3 · Principal - Pennvest III	0.00	0.00	0.00	0.0%
471.1 · Interest - Pennvest I	17,896.94	19,000.00	-1,103.06	94.2%
471.2 · Interest - Pennvest II	15,704.00	35,000.00	-19,296.00	44.9%
473 · COA Requirements	391,282.68	497,000.00	-105,717.32	78.7%
491 · Refunds	0.00	500.00	-500.00	0.0%
492 · Capital Project - Reserve Fu...	0.00	49,000.00	-49,000.00	0.0%
Total Expense	1,346,438.04	1,755,200.00	-408,761.96	76.7%
Net Income	242,494.92	0.00	242,494.92	100.0%



Jordan Tax Service, Inc.

102 Rahway Road • McMurray, PA 15317-3349

(412) 835-5243 • Fax (412) 835-5244

(724) 731-2300 • Fax (724) 731-2398

www.jordantax.com

Tax & Record
Services

Municipal

Business

Individual

November 15, 2016

Borough of Crafton
Ann C. Scott, Borough Manager
Municipal Building
100 Stotz Avenue
Pittsburgh, PA 15205

RE: Delinquent Earned Income & Net Profits Tax
Collection Summary Report
October, 2016

Detailed below are the Delinquent Earned Income Tax Collections remitted to the Borough for the Month of October, 2016:

PERIOD	TAX	PEN & INT	MUNICIPAL SHARE (50.00%)	
			MONTH	YEAR TO DATE
2011 and Prior	\$ 2,732.91	\$ 623.79	\$ 3,356.70	\$ 40,128.29
Add: Commissions	334.42	-	334.42	3,860.49
Refunds Issued	-	-	-	(204.32)
Net Collections	<u>\$ 3,067.33</u>	<u>\$ 623.79</u>	<u>\$ 3,691.12</u>	<u>\$ 43,784.46</u>

Amounts Transferred:

Date	Reference	Amount
10/31/16	Ck #1801	\$ 3,691.12

Total Transfers \$ 3,691.12

We have enclosed our invoice for services.


Very truly yours,
JORDAN TAX SERVICE, INC.

WRLjr/hlk

WILLIAM R. LINNERT, JR.

	Resident Tax Amount	Non-Resident Tax Amount	Pen/Int Amount	Costs & Credits	Total Collections	Dist Year	Resident Tax Amount	Non-Resident Tax Amount	Pen/Int Amount	TCD Commission	Charges & Credits	Total Distribution
2012 Collections	283.28	0.00	135.00	0.00	418.28	2016	283.28	0.00	135.00	(20.11)	0.00	\$398.17
2012 Refunds	(260.50)	0.00	0.00	0.00	(260.50)	2016	(260.50)	0.00	0.00	0.00	0.00	(\$260.50)
2013 Collections	(361.98)	0.00	119.00	0.00	(242.98)	2016	(361.98)	0.00	119.00	5.51	0.00	(\$237.47)
2013 Refunds	2.50	0.00	0.00	0.00	2.50	2016	2.50	0.00	0.00	0.00	0.00	\$2.50
2014 Collections	1,964.65	0.00	145.44	0.00	2,110.09	2016	1,964.65	0.00	145.44	(39.97)	0.00	\$2,070.12
2014 Refunds	(1,502.50)	0.00	0.00	0.00	(1,502.50)	2016	(1,502.50)	0.00	0.00	0.00	0.00	(\$1,502.50)
2015 Collections	237,155.00	2,073.87	22.00	0.00	239,250.87	2016	237,155.00	2,073.87	22.00	(4,244.48)	0.00	\$235,006.39
2015 Refunds	(29,165.50)	(61.00)	0.00	0.00	(29,226.50)	2016	(29,165.50)	(61.00)	0.00	0.00	0.00	(\$29,226.50)
2016 Collections	415,216.86	2,693.67	0.00	0.00	417,910.53	2016	415,216.86	2,693.67	0.00	(7,415.13)	0.00	\$410,495.40
Current Year To Date	628,331.81	4,706.54	421.44	0.00	628,459.79	2016	628,331.81	4,706.54	421.44	(11,714.18)	0.00	\$616,745.61

TOTAL DISTRIBUTIONS BY TAX YEAR SINCE INCEPTION												
	Resident Tax Amount	Non-Resident Tax Amount	Pen/Int Amount	Costs & Credits	Total Collections	Dist Year	Resident Tax Amount	Non-Resident Tax Amount	Pen/Int Amount	TCD Commission	Charges & Credits	Total Distribution
2012 Collections	718,163.04	8,206.45	576.00	0.00	726,945.49	ALL	718,163.04	8,206.45	576.00	(13,103.38)	0.00	\$713,842.11
2012 Refunds	(20,603.00)	0.00	0.00	0.00	(20,603.00)	ALL	(20,603.00)	0.00	0.00	0.00	0.00	(\$20,603.00)
2013 Collections	754,462.05	8,394.01	175.50	0.00	763,031.56	ALL	754,462.05	8,394.01	175.50	(13,733.89)	0.00	\$749,297.67
2013 Refunds	(27,130.50)	0.00	0.00	0.00	(27,130.50)	ALL	(27,130.50)	0.00	0.00	0.00	0.00	(\$27,130.50)
2014 Collections	778,192.00	5,197.54	166.94	0.00	783,556.48	ALL	778,192.00	5,197.54	166.94	(14,086.21)	0.00	\$769,470.27
2014 Refunds	(27,526.00)	0.00	0.00	0.00	(27,526.00)	ALL	(27,526.00)	0.00	0.00	0.00	0.00	(\$27,526.00)
2015 Collections	807,912.14	5,253.31	22.00	0.00	813,187.45	ALL	807,912.14	5,253.31	22.00	(14,550.16)	0.00	\$798,637.29
2015 Refunds	(29,165.50)	(61.00)	0.00	0.00	(29,226.50)	ALL	(29,165.50)	(61.00)	0.00	0.00	0.00	(\$29,226.50)
2016 Collections	415,216.86	2,693.67	0.00	0.00	417,910.53	ALL	415,216.86	2,693.67	0.00	(7,415.13)	0.00	\$410,495.40
Tax Year Totals	3,389,521.09	29,683.98	940.44	0.00	3,400,145.51	ALL	3,389,521.09	29,683.98	940.44	(62,988.77)	0.00	\$3,337,268.74



Jordan Tax Service, Inc.

102 Rahway Road • McMurray, PA 15317-3349

(412) 835-5243 • Fax (412) 835-5244

(724) 731-2300 • Fax (724) 731-2398

www.jordantax.com

Tax & Record
Services
Municipal
Business
Individual

November 15, 2016

Borough of Crafton
Ann C. Scott, Borough Manager
Municipal Building
100 Stotz Avenue
Pittsburgh, PA 15205

RE: Business Privilege Tax
Collection Summary Report
October, 2016

Detailed below are the Business Privilege Tax Collections remitted to the Borough for the Collection Period of October 1, 2016 through October 31, 2016:

<u>PERIOD</u>	<u>TAX</u>	<u>LICENSE</u>	<u>PEN & INT</u>	<u>TOTAL COLLECTIONS</u>	<u>YEAR TO DATE</u>
2014 and Prior	\$ 22.85	\$ 10.00	\$ -	\$ 32.85	\$ 32.85
2015	23.33	10.00	-	33.33	166.71
2016	1,247.06	60.00	167.06	1,474.12	61,642.41
Total Collections	1,293.24	80.00	167.06	1,540.30	61,842.11
Refunds Issued	-	-	-	-	-
	<u>\$ 1,293.24</u>	<u>\$ 80.00</u>	<u>\$ 167.06</u>		
Net Collections				<u>\$ 1,540.30</u>	<u>\$ 61,842.11</u>


Amounts Deposited:

<u>Date</u>	<u>Batch #</u>	<u>Amount</u>
10/17/16	28/24/22	\$ 108.01
10/24/16	23	1,362.69
10/27/16	24	69.60
Total Deposited		<u>\$ 1,540.30</u>

We have enclosed our invoice for services.

Very truly yours,
JORDAN TAX SERVICE, INC.

WILLIAM R. LINNERT, JR.



Jordan Tax Service, Inc.

102 Rahway Road • McMurray, PA 15317-3349

(412) 835-5243 • Fax (412) 835-5244

(724) 731-2300 • Fax (724) 731-2398

www.jordantax.com

Tax & Record
Services

Municipal

Business

Individual

November 15, 2016

Borough of Crafton
Ann C. Scott, Borough Manager
Municipal Building
100 Stotz Avenue
Pittsburgh, PA 15205

RE: Local Services Tax Collections
Collection Summary Report
October, 2016

Detailed below are the Local Services Tax Collections remitted to the Borough for the Collection Period of October 1, 2016 through October 31, 2016:

<u>PERIOD</u>	<u>TAX</u>	<u>PEN & INT</u>	<u>TOTAL COLLECTIONS</u>	<u>YEAR TO DATE</u>
2014 and Prior	\$ 10.85	\$ -	\$ 10.85	\$ 22.85
2015	-	-	-	14,386.98
2016	1,905.12	1.60	1,906.72	25,980.75
Total Collections	1,915.97	1.60	1,917.57	40,390.58
Refunds Issued	-	-	-	(312.08)
	<u>\$ 1,915.97</u>	<u>\$ 1.60</u>		
Net Collections			<u>\$ 1,917.57</u>	<u>\$ 40,078.50</u>

Amounts Remitted:


<u>Date</u>	<u>Batch #</u>	<u>Amount</u>
10/17/16	22	\$ 760.46
10/21/16	42 / 23	34.85
10/21/16	24	1,122.26

Total Deposited \$ 1,917.57

We have enclosed our invoice for services.

Very truly yours,
JORDAN TAX SERVICE, INC.

WILLIAM R. LINNERT, JR.



Jordan Tax Service, Inc.

102 Rahway Road • McMurray, PA 15317-3349

(412) 835-5243 • Fax (412) 835-5244

(724) 731-2300 • Fax (724) 731-2398

www.jordantax.com

Tax & Record
Services
Municipal
Business
Individual

November 15, 2016

Borough of Crafton
Ann C. Scott, Borough Manager
Municipal Building
100 Stotz Avenue
Pittsburgh, PA 15205

RE: Mercantile Tax
Collection Summary Report
October, 2016

Detailed below are the Mercantile Tax Collections remitted to the Borough for the Collection Period of October 1, 2016 through October 31, 2016:

<u>PERIOD</u>	<u>TAX</u>	<u>PEN & INT</u>	<u>TOTAL COLLECTIONS</u>	<u>YEAR TO DATE</u>
2014 and Prior	\$ -	\$ -	\$ -	\$ -
2015	69.07	-	69.07	28,967.07
2016	17,761.86	163.42	17,925.28	71,393.69
	<u>\$ 17,830.93</u>	<u>\$ 163.42</u>		
Total Collections			<u>\$ 17,994.35</u>	<u>\$ 100,360.76</u>

Amounts Deposited:


<u>Date</u>	<u>Batch #</u>	<u>Amount</u>
10/07/16	15	\$ 1,862.46
10/19/16	29/16	89.82
10/24/16	17	13,801.79
10/27/16	18	2,240.28

Total Deposited \$ 17,994.35

We have enclosed our invoice for services.

Very truly yours,
JORDAN TAX SERVICE, INC.

WILLIAM R. LINNERT, JR.



Jordan Tax Service, Inc.

102 Rahway Road • McMurray, PA 15317-3349
 (412) 835-5243 • Fax (412) 835-5244
 (724) 731-2300 • Fax (724) 731-2398
 www.jordantax.com

Tax & Record
 Services
 Municipal
 Business
 Individual

November 15, 2016

Borough of Crafton
 Ann C. Scott, Borough Manager
 Municipal Building
 100 Stotz Avenue
 Pittsburgh, PA 15205

RE: Trash Removal
 Collection Summary Report
 October, 2016

Detailed below are the 2016 Trash Removal Collections remitted to the Borough for the Month of October, 2016:

	<u>BILLING FEE</u>	<u>GARBAGE</u>	<u>TOTAL CURRENT PERIOD</u>	<u>YEAR TO DATE</u>
FACE TAX	\$ 15.00	\$ 5,287.63	\$ 5,302.63	\$ 462,236.49
Less: Discount	-	-	-	(15,828.40)
Plus: Penalty	-	163.12	163.12	2,766.44
Total Collections	\$ 15.00	\$ 5,450.75	\$ 5,465.75	\$ 449,174.53


Amounts Deposited:

<u>Date</u>	<u>Batch #</u>	<u>Amount</u>
10/18/16	28	\$ 5,465.75
Total		5,465.75
Less: Refunds		-
Total Deposits		\$ 5,465.75

	<u>BILLING</u>	<u>GARBAGE</u>	<u>YEAR-TO-DATE</u>
FACE BALANCE 2/1/2016	\$ 9,890.00	\$ 539,235.00	\$ 549,125.00
Add: Additions	5.00	1,656.00	1,661.00
Less: Deletions	(15.00)	(1,035.00)	(1,050.00)
ADJUSTED FACE BALANCE	9,880.00	539,856.00	549,736.00
Less: Total Collections	(8,400.00)	(453,836.49)	(462,236.49)
Less: Turned Over to Delinquent	-	-	-
FACE BALANCE 10/31/2016	\$ 1,480.00	\$ 86,019.51	\$ 87,499.51

Very truly yours,
 JORDAN TAX SERVICE, INC.

William R. Linnert, Jr.
 WILLIAM R. LINNERT, JR.



Jordan Tax Service, Inc.

102 Rahway Road • McMurray, PA 15317-3349

(412) 835-5243 • Fax (412) 835-5244

(724) 731-2300 • Fax (724) 731-2398

www.jordantax.com

Tax & Record
Services

Municipal
Business
Individual

November 15, 2016

Borough of Crafton
Ann C. Scott, Borough Manager
Municipal Building
100 Stotz Avenue
Pittsburgh, PA 15205

RE: Real Estate Taxes
Collection Summary Report
October, 2016

Detailed below are the 2016 Real Estate Tax Collections deposited to the Borough account for the Month of October, 2016:

	CURRENT PERIOD			YEAR TO DATE
	REAL ESTATE	ROAD	TOTAL	
FACE TAX	\$ 7,594.73	\$ 2,487.52	\$ 10,082.25	\$ 1,904,713.61
Less: Discount	30.44	14.38	44.82	(33,013.63)
Plus: Penalty	350.87	95.65	446.52	3,161.93
Total Collections	<u>\$ 7,976.04</u>	<u>\$ 2,597.55</u>	<u>\$ 10,573.59</u>	<u>\$ 1,874,861.91</u>

Amounts Deposited:

Date	Batch #	Amount
10/06/16	32	\$ 14,147.11
10/14/16	33	1,877.13
10/31/16	34	3,163.29
Total Deposits		19,187.53
Less: Refunds:	1002	(8,613.94)
Net Collections		<u>\$ 10,573.59</u>

	2015		2016		TOTAL
	REAL ESTATE	ROAD	REAL ESTATE	ROAD	
FACE BALANCE 3/1/2016	\$ -	\$ -	\$ 1,490,301.35	\$ 504,651.86	\$ 1,994,953.21
Add: Additions	-	-	7,220.93	2,445.18	9,666.11
Less: Exonerations	-	-	(4,731.47)	(1,602.18)	(6,333.65)
ADJUSTED FACE BALANCE	-	-	1,492,790.81	505,494.86	1,998,285.67
Less: Total Collections	-	-	(1,423,481.92)	(481,231.69)	(1,904,713.61)
Less: Turned Over to Delinquent	-	-	-	-	-
FACE BALANCE 10/31/2016	<u>\$ -</u>	<u>\$ -</u>	<u>\$ 69,308.89</u>	<u>\$ 24,263.17</u>	<u>\$ 93,572.06</u>

Very truly yours,
JORDAN TAX SERVICE, INC.

William R. Linnert, Jr.
WILLIAM R. LINNERT, JR.

JORDAN TAX SERVICE, INC.
102 RAILWAY ROAD
MCMURRAY, PA 15317-3349
(724) 731-2300

November 17, 2016

Delinquent Property Tax, Trash, and Sewage Collections
October 2016

Borough of Crafton
 Ann C. Scott, Borough Manager
 Municipal Building
 100 Stotz Avenue
 Pittsburgh, PA 15205

Gentlemen,

We are forwarding herewith counterfoils for delinquent taxes and municipal claims collected and satisfied since date of our last report. We are also forwarding deposit slips as summarized below and the Prothonotary's receipts for satisfaction costs advanced by our office.

DELINQUENT TAXES:

Receipts: #12782-12803

	Face Tax	Penalty	Interest	Costs	TOTAL
Prior	1,398.67	65.93	264.96	96.41	1,825.97
2015	904.20	228.62	163.79	68.59	1,365.20
Record/Sheriff Sale Costs					505.49
Commission Collected					165.50

MUNICIPAL CLAIMS: "Trash"

Receipts: #1245-1253

	Face Tax	Penalty	Interest	Costs	Comm	TOTAL
	532.90	48.28	-	10.00	-	591.18
Commission Collected						29.57

MUNICIPAL CLAIMS: "Trash"

Receipts: #3662-3663, 3665-3666

	Face Tax	Penalty	Interest	Costs	Comm	TOTAL
*	1,322.18	55.20	82.80	149.00	-	1,609.18
Record/Sheriff Sale Costs						60.00
Commission Collected						91.37

MUNICIPAL CLAIMS: "Sewage"

Receipts: #271-272

	Face Tax	Penalty	Interest	Costs	Comm	TOTAL
	56.98	-	7.63	-	-	64.61
Commission Collected						6.46

MUNICIPAL CLAIMS: "Sewage"

Receipts: #3664, 3667

	Face Tax	Penalty	Interest	Costs	Comm	TOTAL
*	607.98	27.38	41.07	149.00	-	825.43
Commission Collected						41.27

Total Collections, Taxes and Claims:	Taxes	\$	3,862.16	Ck. #1323	\$	7,181.23
	Trash	\$	2,381.30	Ck. #1324		
	Sewage	\$	937.77	Ck. #1325		


Deposits Per Enclosed Receipts:

DATE	AMOUNT	DATE	AMOUNT	DATE	AMOUNT
10/05/16	361.68	10/18/16	54.00	10/21/16	100.00
10/05/16	1,903.43	10/18/16	64.11	10/21/16	911.00
10/06/16	98.00	10/19/16	78.58	10/28/16	20.49
10/11/16	80.00	10/19/16	180.00	10/28/16	696.69
10/11/16	1,611.55	10/20/16	150.00	10/28/16	861.70
10/18/16	10.00				

Total Deposits **7,181.23**

*Partial Payments Not Yet Applied - \$222.94

JORDAN TAX SERVICE, INC.


 William R. Linnert, Jr.

**BOROUGH OF CRAFTON
POLICE DEPARTMENT**

MARK A. SUMPTER
CHIEF OF POLICE

100 STOTZ AVENUE
CRAFTON, PENNSYLVANIA 15205

JAMES G. BLOOM
MAYOR



November 22, 2016

Crafton Police responded to 311 complaints during the month of October 2016.

The following 4 pages attached show a print out of the calls answered by Crafton Police.

Paid parking tags paid at the window - \$80.00

Copies of Police Reports - \$180.00

No solicitor permits were issued for the month of October

One truck permit was issued for the month of October - \$10.00

Fines collected by the Magistrate and paid to the borough for October - \$2,108.22

There were 61 citations issued, 25 citation warnings, 6 parking tags, 1 AccuTrak – 93 total

Three EMS narcotic related calls. Naloxone (Narcan) was used once by police and three times by EMS.

Mileage on Police Cars:

Unit #11-1 - 2,226 miles ending at 3,567

Unit #11-2 - 1,241 miles ending at 73,461

Unit #11-3 - 1,163 miles ending at 5,743

Respectfully submitted,

Barbara H. Berkhouse

Barbara H. Berkhouse
Police Secretary



NorthWest EMS

366 Helen Street | McKees Rocks, PA 15136
412.331.2600 OFFICE | 412.331.3133 FAX

Crafton Borough Report

October 2016

Total Run Numers:

- Total Emergency and Non-Emergency 911 Responses: 87
Average Response Time (E0-E4): **5 min. 11 sec.**
- Total Emergency 911 Response: 81
Average Response Time (E0-E3): **5 min. 9 sec.**
- Total Highest Priority Response: 43
Average Response Time (E0-E1): **4 min. 34 sec.**

Response Times by Category and NFPA Compliance:

- E0 Response: 9
Average Response Time: **3 min. 11 sec.**
NFPA Compliance: **100%**
- E1 Response: 34
Average Response Time: **4 min. 56 sec.**
NFPA Compliance: **93.9%**
- E0 + E1 Response: 43
Average Response Time: **4 min. 34 sec.**
NFPA Compliance: **95%**
- E2 Response: 18
Average Response Time: **4 min. 29 sec.**
- E3 Response: 20
Average Response Time: **6 min. 52 sec.**
- E4 Response: 6
Average Response Time: **5 min. 49 sec.**

Standbys:

- Carnegie EMS (Station 715) Standby Request: 0
Calls Given to Station 715 in Crafton: 0
- Scott Township EMS (Station 740) Standby Request: 1
Calls Given to Station 740 in Crafton: 1
- Ingram EMS (Station 760) Standby Request: 5
Calls Given to Station 760 in Crafton: 1
- Average Response Time for Mutual Aid Services: **10 min. 19 sec.**
- NorthWest EMS Requested to Standby: 14
Calls Taken for Station 810: 3
Calls Taken for Station 715: 0
Calls Taken for Station 760: 4

Submitted by: George Dudash III 412-779-1927 gdudash@northwestems.net



NorthWest EMS

366 Helen Street | McKees Rocks, PA 15136
412.331.2600 OFFICE | 412.331.3133 FAX

Crafton Borough EMS Report Notes

October 2016

All numbers for this report from Allegheny County 911 CAD system.

NFPA compliance target **achieved** for serious calls: E-0: **100%**

NFPA compliance target **achieved** for serious calls: E-1: **93.9%**

NFPA compliance target **achieved** for serious calls: E-0 + E-1: **95%**

October was a very unusual month, and it is illustrative of the random nature of EMS and why we go to great lengths to minimize elements of chance. Our response times improved significantly from September, but other than progress with the installation of mobile data terminals in the ambulances (MDT's), we did not do anything significantly different than we usually do. One call that occurred on 17 October had a 16 minute response time due to the fact that the MDT was not operational in that unit and the crew that was covering the area (who were normally assigned to another station) got lost. We reviewed with the crew members the importance of using the street directories and calling for assistance from either our dispatch center or the County 911 center. All of our ambulances now have MDT's on line.

Probably the most unusual aspect noted in October was the extremely high number of calls that did not result in transports. A total of 40 calls (46% of total dispatches) were either cancelled enroute (5), patient refusals (18), lift assists (6), false medical alarms (5), DOA (2), Police matters (2), fire standbys (1), and no patient found (1).

NorthWest EMS recently underwent its licensure renewal inspection by the PA DOH, and all 10 units and 2 squads are now licensed for 3 more years.

On 1 November I was called to the Borough garage to deal with an issue with the garage door. Apparently one of the springs broke, and the door would not go down. We were concerned with security, so it was decided to lower the door manually...we were unsuccessful due to the cables being tangled. After consulting with the police officers on duty, they agreed to move the police vehicles to the middle bay, upon which we would cut the cables to lower the door. The ambulance was assigned the police bay. This was accomplished, and the door springs and cables were repaired the next day.

I wish to note that the damage that existed on the door happened when Robinson EMS was using the bay. I do recall a situation where the door came down on top of one of our ambulances, and that is why we replaced the old opener earlier in the year at our expense, and added electric eyes to prevent a repeat of the previous incident as well as an auto close function in the event the crew does not close the door after leaving the base.

Mutual aid responses are included in the calculations, and are shaded on the spreadsheet.

NWEMS used mutual aid 2 times in October, by Scott Twp. EMS (1), and Ingram (1).

Average mutual aid response time: **10 min. 19 sec.**

Finally, 17 calls (19.5%) occurred between the hours of 11 pm and 7 am, demonstrating the need for 24 hour coverage in the Borough.

Submitted by: George Dudash III 412-779-1927 gdudash@northwestems.net

Building Inspection Report

October 2016

October Reports Received

(Attached)

Building Inspection Underwriters

Allegheny County R/E Transfer

Certificates & Permits Issued

(OCTOBER 2016)

Rental Inspection Certificates Issued	7
Zoning Use/Occupancy Certificates Issued	5
Building/Zoning Permits Issued	5

PUBLIC WORKS / PARKS OPERATIONS REPORT

Council Meeting

November 28, 2016

Crew report 10-21-16 thru 11-28-16.

- **Catch Basins Cleaning**-119 Basins cleaned. (Barr, Clearview, Dinsmore, McMunn, Bradford, Noble, and Steuben.)
- **Leaf Collection** - 1404 cubic yards collected.
- **One Call** responses at various locations
- **Litter Can maintenance**-weekly.
- **Traffic monitoring device** removal/installation -Crafton Blvd., Bradford,
- **Park maintenance**- Cut all parks and facilities 2 times. Field Maintenance, Playground inspections, repairs,
- **Facility Maintenance**- Pool /Bath House/ Concession Area/ Finalize winterization. Park, Borough Building and Community Center lighting /lights repair installation. Emergency response to sewer back up Library. Bench repair/installation Library.
- **Compost Site**- Windrow Maintenance
- **Street Sweeping Program**- 337 miles swept
- **Step Construction**- East Crafton @Crafton Blvd Completed
- **Sign Repairs/ Replacement**-Various locations

Admin.

Daily site visits regarding Duncan Pipe Bursting project

Work with vendor regarding accepting delivery of new leaf vac and box CSO outfall inspections.

Regular meetings with manager to discuss issues regarding DPW.

Field inspections regarding street openings;

Managing day to operations/administration for Public Works and Parks maintenance and repairs.

Respond to constituents request for information and service.

Order supplies and material.

Programmed /downloaded data from Traffic Logix Speed monitoring device. Used data to generate Traffic reports.

Routine Field investigations, routine paperwork.



Dear Council Members,

The Crafton Public Library continues to be grateful for the support of Council and the community of Crafton.

The Halloween party was a great success with more than 50 people enjoying the activities. For December we are looking forward to the Gingerbread House making, the Library After Dark Wine and Cheese Tasting and the Holiday Celebration.

The library staff is happy to answer any questions and would welcome the opportunity to help you with your informational or recreational needs.

Best,

Kathy Robinson
Executive Director

CPL 2016 Running Stats	Jan	Feb	Mar	Apr	May	Jun	Jul	Aug	Sep	Oct	Nov	Dec	Total
Patrons													
Registrations for the library (#44)	11	29	28	31	32	43	31	35	23	31			294
Collection													
Items Withdrawn (#66)	729	1,020	359	563	112	128	265	46	223	n/a			3,445
Total Items Added (#67)	159	208	258	174	261	184	214	192	233	209			2,092
Total Items in collection													0
Circulation Numbers													
Total Circulation + Renewals (#84)	3,791	4,233	4,437	4,333	3,793	4,315	4,107	4,193	3,435	3,822			40,459
Items Lent (#88)	1,151	1,061	1,062	868	899	1,033	993	986	994	1,003			10,050
Items Borrowed (#89)	1,719	1,830	1,889	1,902	1,564	1,664	1,655	1,591	1,538	1,810			17,162
Overdrive (e-books, e-audio, e-video)	452	443	517	422	562	650	566	636	619	n/a			4,867
Technology Usage													
Computers Logins (#256b)	723	727	785	852	704	803	672	922	815	787			7,790
Minutes on our computers	44,325	50,392	57,303	43,374	36,121	40,679	39,931	52,858	43,410	43,094			451,487
Laptop logins (included above)	8	11	4	4	5	6	13	27	9	9			96
Laptop minutes (included above)	550	758	785	247	366	435	800	2,003	649	992			7,585
Wifi Logons	296	289	320	267	327	317	533	360	329	272			3,310
WiFi Minutes	42,274	39,604	42,364	35,469	38,585	37,337	64,969	46,860	43,329	34,329			425,120
Number of Days Open	25	25	27	27	25	25	24	27	27	26			258.0
Hours a month	195	196	212	195	196	196	188	212	211	203			2,004.0
Juvenile Programs (Children & Families) (#94)	24	30	28	25	9	8	10	9	7	15			165
Juvenile Program Attendance (Children & Adults) (#92)	182	295	252	331	154	70	72	29	39	94			1,518
Teen Programs	5	7	3	4	1	5	0	2	7	8			42
Teen Program Attendance	31	51	14	21	28	1	4	3	22	31			208
Adult Programs (#95)	7	10	9	8	9	125	9	8	10	14			209
Adult Program Attendance (#93)	134	188	190	193	79	11	148	96	102	206			1,347
Total Programs	36	47	40	37	19	138	19	19	24	37	0	0	416
Total People	347	534	456	545	261	82	224	128	163	331	0	0	3,071