

MONTHLY REPORTS

SEPTEMBER 2017

FOR PUBLIC INSPECTION

**BOROUGH OF CRAFTON
TREASURER'S REPORT
September 30, 2017**

DEMAND DEPOSITS

Balance to General Fund	1,082,414.80	
Total Receipts	256,661.19	
Subtotal	1,339,075.99	
Total Disbursements	(470,517.57)	
General Fund		868,558.42
Payroll Account		5,536.99
Alcosan		1,648.82
Capital Projects Reserve Fund		136,250.87
Fire Equipment Fund		1,143.42
Road Tax Fund		763,843.19
Insurance Escrow		1.00
Med Saver		1,355.58
Crafton Celebrates		18,634.57
Planning Commission		700.00
Total Demand Deposits		1,797,672.86

INVESTMENTS

Pennsylvania Local Government Trust General Fund		872,021.41
Pennsylvania Local Government Trust Sewer Account		1,213,305.10
Pennsylvania Local Government Trust Highway Aid		176,450.67
PNC DB Trust Police Pension		4,356,885.11
PNC DB Trust Employee Pension		1,308,979.15
Total Investments		7,927,641.44

TOTAL DEMAND DEPOSITS AND INVESTMENT ACCOUNTS

9,725,314.30



Annette M. Lherbier, Treasurer

BOROUGH OF CRAFTON
GENERAL FUND FINANCIAL REPORT
 January 1, through September 30, 2017

	Jan - Sep 17	Budget	\$ Over Bud...	% of Bu...
Income				
301 · Real Estate Taxes				
301.10 · Real Estate - Current	1,383,861.23	1,380,000.00	3,861.23	100.3%
301.20 · R.E. Tax - Prior Year	2,441.65	7,000.00	-4,558.35	34.9%
301.30 · Road Tax Interfund Trf	41,238.20	0.00	41,238.20	100.0%
301.35 · Road - Pen / Interest-Transfer	1,600.65	0.00	1,600.65	100.0%
301.50 · R.E. Tax - Delinq.-Leined	43,911.75	55,000.00	-11,088.25	79.8%
Total 301 · Real Estate Taxes	1,473,053.48	1,442,000.00	31,053.48	102.2%
310 · Act 511 Taxes				
310.10 · Real Estate Transfer	67,224.04	55,000.00	12,224.04	122.2%
310.21 · EIT - Current	411,549.02	525,000.00	-113,450.98	78.4%
310.22 · EIT - Prior	214,665.70	250,000.00	-35,334.30	85.9%
310.23 · EIT - Delinquent	43,941.48			
310.31 · Mercantile - Current	83,001.27	100,000.00	-16,998.73	83.0%
310.36 · Business Priviledge - Current	60,619.67	56,000.00	4,619.67	108.2%
310.51 · LST-OccTaX - Current	37,146.94	45,000.00	-7,853.06	82.5%
Total 310 · Act 511 Taxes	918,148.12	1,031,000.00	-112,851.88	89.1%
319 · Penalty/Interest				
319.01 · P/I Real Estate Taxes	2,655.56	5,000.00	-2,344.44	53.1%
319.02 · P/I - R/E Taxes - Delinq.	27,805.53	25,000.00	2,805.53	111.2%
319.12 · P/I EIT	777.51	8,000.00	-7,222.49	9.7%
319.122 · P/I EIT - Delinq.	4,106.45			
319.13 · P/I Mercantile	525.92	250.00	275.92	210.4%
319.15 · P/I LST- OPT	29.78	0.00	29.78	100.0%
319.18 · P/I Business Priviledge	148.63	500.00	-351.37	29.7%
319.20 · Magistrate/Other	42.75	1,000.00	-957.25	4.3%
319.30 · P/I - Garbage Collection	2,443.22	15,000.00	-12,556.78	16.3%
319.302 · P/I - Garbage - Delinq.	26,334.33			
Total 319 · Penalty/Interest	64,869.68	54,750.00	10,119.68	118.5%
321 · Licenses & Permits				
321.61 · Soliciting Permits	1,480.00	250.00	1,230.00	592.0%
321.75 · Mechanical Devices	4,200.00	3,000.00	1,200.00	140.0%
321.80 · Cable Franchise Fees	84,337.21	112,000.00	-27,662.79	75.3%
321.90 · Business Licenses	2,010.00	2,500.00	-490.00	80.4%
322.80 · Street Openings	16,246.00	8,000.00	8,246.00	203.1%
322.81 · Pole Permits	60.00	0.00	60.00	100.0%
322.83 · Truck Parking Permits	230.00	100.00	130.00	230.0%
Total 321 · Licenses & Permits	108,563.21	125,850.00	-17,286.79	86.3%
331 · Fines & Forfeits				
331.13 · Fines-Magistrate/County	26,397.30	40,000.00	-13,602.70	66.0%
331.14 · M/Veh Violations/State Police	2,342.25	4,000.00	-1,657.75	58.6%
Total 331 · Fines & Forfeits	28,739.55	44,000.00	-15,260.45	65.3%
341 · Interest Earnings				
341.01 · Income on Investments	4,635.32	1,000.00	3,635.32	463.5%
342.00 · Rental Income	19,606.87	25,000.00	-5,393.13	78.4%
Total 341 · Interest Earnings	24,242.19	26,000.00	-1,757.81	93.2%
354 · Grant Proceeds				
354.15 · Act 101 Recycling Grant	0.00	4,000.00	-4,000.00	0.0%
354.20 · Miscellaneous Grants	73,692.00	0.00	73,692.00	100.0%
Total 354 · Grant Proceeds	73,692.00	4,000.00	69,692.00	1,842.3%
355 · State Entitlements				
355.01 · PURTA	0.00	3,500.00	-3,500.00	0.0%
355.04 · Liquor Licenses	0.00	1,000.00	-1,000.00	0.0%
355.05 · Pension State Aid	118,945.60	112,000.00	6,945.60	106.2%
355.07 · Foreign Fire Fund	28,193.24	31,000.00	-2,806.76	90.9%
355.09 · Act 13 Impact Fee	663.78	700.00	-36.22	94.8%
357.01 · 1% Sales Tax	163,758.95	220,000.00	-56,241.05	74.4%
Total 355 · State Entitlements	311,561.57	368,200.00	-56,638.43	84.6%

BOROUGH OF CRAFTON
GENERAL FUND FINANCIAL REPORT

January 1, through September 30, 2017

	Jan - Sep 17	Budget	\$ Over Bud...	% of Bu...
358 · Intergov. Contract Services				
358.10 · Police Services-Thornburg	61,779.04	95,500.00	-33,720.96	64.7%
358.11 · Fire Protection Services	6,062.56	8,500.00	-2,437.44	71.3%
358.12 · Reimb. VehExp-Code Official	0.00	1,000.00	-1,000.00	0.0%
Total 358 · Intergov. Contract Services	67,841.60	105,000.00	-37,158.40	64.6%
360 · Charges For Service				
361.00 · Jordan-Trash Billing Fee	8,210.00	8,000.00	210.00	102.6%
361.34 · Zoning Hearing Board Fees	500.00	1,000.00	-500.00	50.0%
361.70 · Police Application Fees	0.00	1,000.00	-1,000.00	0.0%
362.11 · Sale of Accident Reports	1,740.00	1,500.00	240.00	116.0%
362.141 · Crossing Guard Reimb.	29,221.58	40,000.00	-10,778.42	73.1%
362.41 · Bldg./Elec. Permit Fees	26,138.00	9,000.00	17,138.00	290.4%
362.48 · Rental Inspection Fee	4,815.00	4,000.00	815.00	120.4%
362.50 · Zoning Use Permits	4,210.00	3,000.00	1,210.00	140.3%
362.51 · Occupancy Permits	6,280.00	6,000.00	280.00	104.7%
362.55 · Other Permits Code Enforce	700.00	0.00	700.00	100.0%
363.51 · PennDot Snow Removal	0.00	7,000.00	-7,000.00	0.0%
Total 360 · Charges For Service	81,814.58	80,500.00	1,314.58	101.6%
364 · Sanitation - Garbage Collection				
364.30 · Current Garbage Collection Fee	430,774.86	470,000.00	-39,225.14	91.7%
364.35 · Garbage Collection - Delinq.	84,588.59	50,000.00	34,588.59	169.2%
Total 364 · Sanitation - Garbage Collection	515,363.45	520,000.00	-4,636.55	99.1%
367 · Recreation Fees				
367.10 · Miniature Golf Pay to Play	110.00	0.00	110.00	100.0%
367.20 · Pool Passes	31,655.00	30,000.00	1,655.00	105.5%
367.21 · Pool General Admission	44,849.00	35,000.00	9,849.00	128.1%
367.22 · Swimming Lessons	3,758.00	4,000.00	-242.00	94.0%
367.23 · Pool/Mini Golf Rentals	4,926.00	4,000.00	926.00	123.2%
367.24 · AquaRobics	171.00	250.00	-79.00	68.4%
367.25 · Chair Rentals-Locks	1,274.00	1,000.00	274.00	127.4%
367.30 · Sale of Wood Chips/Compost	135.00	100.00	35.00	135.0%
367.40 · Pool Concessions	23,481.68	20,000.00	3,481.68	117.4%
367.41 · Community Center Rentals	2,000.00	2,000.00	0.00	100.0%
367.42 · Park Shelter Rentals	4,720.00	3,500.00	1,220.00	134.9%
367.50 · Senior Dinner-Fees	1,450.00	2,000.00	-550.00	72.5%
367.52 · Fundraising-Recreation	1,160.00	1,500.00	-340.00	77.3%
Total 367 · Recreation Fees	119,689.68	103,350.00	16,339.68	115.8%
380 · Misc. Revenues				
380.01 · Refunds on Current Expenditures	641.17	1,000.00	-358.83	64.1%
380.02 · Other	332.79	1,000.00	-667.21	33.3%
380.03 · Insurance Dividends	48,577.18	30,000.00	18,577.18	161.9%
380.04 · Reimb. Exp-Comp.Plan Ingram	0.00	15,000.00	-15,000.00	0.0%
380.05 · Drug Task Force OT	6,878.58	600.00	6,278.58	1,146.4%
380.12 · Reimbursed-P/D Overtime Details	5,129.55	0.00	5,129.55	100.0%
380.50 · Military Banner Receipts	16,105.00			
Total 380 · Misc. Revenues	77,664.27	47,600.00	30,064.27	163.2%
388 · Fiduciary Funds				
388.01 · Police Pension Contribution	27,673.11	35,000.00	-7,326.89	79.1%
Total 388 · Fiduciary Funds	27,673.11	35,000.00	-7,326.89	79.1%
390 · Other Financing Sources				
391.20 · Compensation of Fixed Assets	4,622.04	5,000.00	-377.96	92.4%
Total 390 · Other Financing Sources	4,622.04	5,000.00	-377.96	92.4%
392 · Interfund Transfers				
392.85 · Trf From Highway Aid	168,031.07	165,000.00	3,031.07	101.8%
392.88 · Trf from Road Tax Fund	-144.84	0.00	-144.84	100.0%
Total 392 · Interfund Transfers	167,886.23	165,000.00	2,886.23	101.7%
395 · Refunds of Prior Years				
395.02 · Gasoline Tax Refund	0.00	1,000.00	-1,000.00	0.0%

BOROUGH OF CRAFTON GENERAL FUND FINANCIAL REPORT

January 1, through September 30, 2017

	Jan - Sep 17	Budget	\$ Over Bud...	% of Bu...
395.04 · Other	842.49	0.00	842.49	100.0%
399.00 · Sinking Fund Carryover	0.00	130,750.00	-130,750.00	0.0%
Total 395 · Refunds of Prior Years	842.49	131,750.00	-130,907.51	0.6%
Total Income	4,066,267.25	4,289,000.00	-222,732.75	94.8%
Gross Profit	4,066,267.25	4,289,000.00	-222,732.75	94.8%
Expense				
400 · Borough Administration				
400.11 · Salary of Council	6,300.00	8,400.00	-2,100.00	75.0%
400.14 · Clerical	28,260.06	36,000.00	-7,739.94	78.5%
400.154 · Health & Accident & STD	830.25	800.00	30.25	103.8%
400.156 · Hospitalization	43,382.12	60,000.00	-16,617.88	72.3%
400.161 · Social Security	9,837.21	13,000.00	-3,162.79	75.7%
400.162 · Unemployment Compensation	897.75	2,500.00	-1,602.25	35.9%
400.163 · FSA	770.46	1,000.00	-229.54	77.0%
400.164 · HRA	1,242.10	2,000.00	-757.90	62.1%
400.21 · Office Supplies/Postage	3,326.63	3,500.00	-173.37	95.0%
400.22 · Newsletter-Printing/Postage	306.32	1,000.00	-693.68	30.6%
400.26 · Minor Equipment	125.00	750.00	-625.00	16.7%
400.30 · Computer HW/SW Maint	0.00	1,000.00	-1,000.00	0.0%
400.32 · Communications	3,749.56	4,500.00	-750.44	83.3%
400.33 · Travel Expense	9.00	500.00	-491.00	1.8%
400.34 · Advertising	1,239.80	2,000.00	-760.20	62.0%
400.35 · Bonds	951.00	1,000.00	-49.00	95.1%
400.354 · Worker's Compensation	478.20	1,000.00	-521.80	47.8%
400.356 · Drug & Alcohol Testing	47.38	500.00	-452.62	9.5%
400.37 · Maint. & Repairs Equipment	3,036.81	3,000.00	36.81	101.2%
400.38 · Postage Meter Rental	432.00	750.00	-318.00	57.6%
400.39 · Equipmt. Lease - Copier	6,221.70	7,000.00	-778.30	88.9%
400.42 · Council Meeting Expenses	776.20	1,000.00	-223.80	77.6%
400.43 · Subscriptions-Dues	838.00	1,500.00	-662.00	55.9%
400.45 · Payroll Contract	5,020.36	6,500.00	-1,479.64	77.2%
400.74 · Major Equipment	0.00	1,000.00	-1,000.00	0.0%
401.11 · Mayor - Salary	1,350.00	1,800.00	-450.00	75.0%
401.42 · Mayor - Membershp Dues/Seminars	60.00	200.00	-140.00	30.0%
402.11 · Auditing - Professional Auditor	11,997.50	12,500.00	-502.50	96.0%
402.12 · Salary - Treasurer	2,250.00	2,700.00	-450.00	83.3%
404.31 · Solicitor Expenses	17,852.77	35,000.00	-17,147.23	51.0%
404.32 · Legal-Litigation	0.00	1,000.00	-1,000.00	0.0%
404.332 · Labor Counsel	0.00	2,000.00	-2,000.00	0.0%
405.12 · Salary - Admin. Assistant	29,700.00	40,000.00	-10,300.00	74.3%
405.13 · Salary - Manager	65,174.94	86,900.00	-21,725.06	75.0%
406.46 · Training Seminars	4,857.00	5,000.00	-143.00	97.1%
407.32 · IT Expenses	4,145.00	5,000.00	-855.00	82.9%
408.31 · Engineer Retainer	900.00	1,200.00	-300.00	75.0%
Total 400 · Borough Administration	256,365.12	353,500.00	-97,134.88	72.5%
403 · Tax Collection				
403.11 · Salary - Property Tax Collector	360.00	500.00	-140.00	72.0%
403.351 · Bonds - Prop.Tax Collector	401.00	400.00	1.00	100.3%
403.46 · Jordan-Liens-Revivals-SherSales	16,132.00	10,000.00	6,132.00	161.3%
403.461 · Jordan Tax - TCF Fees	17,101.10	16,000.00	1,101.10	106.9%
403.462 · Jordan Tax - R/E Tax Collec Fee	0.00	7,500.00	-7,500.00	0.0%
403.463 · Jordan Tax-Prior R/E Tax Fee	12,621.64	17,000.00	-4,378.36	74.2%
403.47 · Jordan Act 511 Fees	8,620.52	10,000.00	-1,379.48	86.2%
403.48 · Jordan-Act 32 SWTax District	11,633.53	15,000.00	-3,366.47	77.6%
403.76 · Rad Tax Payment	440.06	1,500.00	-1,059.94	29.3%
491.02 · RE Tax Refund - Prior	5,922.93	2,000.00	3,922.93	296.1%
491.03 · Refunds - LST	574.58	500.00	74.58	114.9%
491.06 · Refunds - Trash Collection	0.00	500.00	-500.00	0.0%
Total 403 · Tax Collection	73,807.36	80,900.00	-7,092.64	91.2%
409 · Municipal Properties				
409.21 · Maintenance Supplies	1,317.43	1,500.00	-182.57	87.8%

BOROUGH OF CRAFTON GENERAL FUND FINANCIAL REPORT

January 1, through September 30, 2017

	Jan - Sep 17	Budget	\$ Over Bud...	% of Bu...
409.26 · Minor Equipment	0.00	500.00	-500.00	0.0%
409.36 · Utilities	16,221.37	20,000.00	-3,778.63	81.1%
409.361 · Utilities - District Magistrate	5,846.41	6,000.00	-153.59	97.4%
409.37 · Repairs/Maintenance	13,794.85	15,000.00	-1,205.15	92.0%
409.371 · Repairs/Maint- Dist. Magistrate	950.73	2,500.00	-1,549.27	38.0%
409.45 · Contracts - Custodian/Mats	7,846.27	9,000.00	-1,153.73	87.2%
409.50 · Municipal Prop. Misc.	2,095.00	1,500.00	595.00	139.7%
409.71 · Cap Improvements - Dist. Magist	0.00	1,000.00	-1,000.00	0.0%
409.76 · Refunds - Community Center	0.00	100.00	-100.00	0.0%
Total 409 · Municipal Properties	48,072.06	57,100.00	-9,027.94	84.2%
410 · Police Services				
410.12 · Salaries - Police Officers	451,509.17	597,000.00	-145,490.83	75.6%
410.121 · Salary - Chief	68,959.44	92,000.00	-23,040.56	75.0%
410.13 · Longevity - Police	4,250.00	4,500.00	-250.00	94.4%
410.14 · Salary - Police Secretary	22,888.20	33,500.00	-10,611.80	68.3%
410.154 · Health & Accident & STD	2,920.05	4,000.00	-1,079.95	73.0%
410.156 · Hospitalization	87,195.15	130,000.00	-42,804.85	67.1%
410.161 · Social Security	52,003.07	69,000.00	-16,996.93	75.4%
410.162 · Unemployment Compensation	4,843.23	8,000.00	-3,156.77	60.5%
410.163 · FSA	2,611.38	4,500.00	-1,888.62	58.0%
410.164 · HRA	3,459.02	6,000.00	-2,540.98	57.7%
410.18 · Wages - Crossing Guards	55,790.00	81,000.00	-25,210.00	68.9%
410.181 · Wages - Jail Guards	255.00	1,000.00	-745.00	25.5%
410.19 · O.T. Police (see 380.12 Reimb.)	14,793.83	20,000.00	-5,206.17	74.0%
410.191 · Court /School - Reimb Expenses	1,591.00	2,000.00	-409.00	79.6%
410.192 · Court Overtime	40,294.02	40,000.00	294.02	100.7%
410.193 · DANET O.T. (See 380.05 offset)	5,193.86	5,000.00	193.86	103.9%
410.21 · Office Supplies/Postage	1,677.99	3,000.00	-1,322.01	55.9%
410.22 · Ammunition	427.53	1,500.00	-1,072.47	28.5%
410.23 · Uniform Allowance	4,364.69	7,700.00	-3,335.31	56.7%
410.232 · Uniform Allowance - Crossing Gu	437.19	1,250.00	-812.81	35.0%
410.24 · Fuel Expense	6,395.05	13,000.00	-6,604.95	49.2%
410.25 · Maintenance Equip.-Supplies	1,804.48	3,500.00	-1,695.52	51.6%
410.26 · Minor Equipment	1,569.92	5,000.00	-3,430.08	31.4%
410.32 · Communications	7,065.24	12,000.00	-4,934.76	58.9%
410.321 · IT Expense	4,051.00	5,000.00	-949.00	81.0%
410.354 · Worker's Compensation	29,579.36	43,000.00	-13,420.64	68.8%
410.355 · Worker's Comp.--School Guards	4,648.40	6,500.00	-1,851.60	71.5%
410.37 · Vehicle Maintenance	4,518.04	10,000.00	-5,481.96	45.2%
410.42 · Dues Police Chief	814.00	900.00	-86.00	90.4%
410.421 · Dues - Police Officers	0.00	700.00	-700.00	0.0%
410.45 · Animal Control	2,745.00	4,800.00	-2,055.00	57.2%
410.53 · Civil Service Commission	47.00	2,500.00	-2,453.00	1.9%
410.74 · Capital Outlay	31,681.00	36,000.00	-4,319.00	88.0%
410.75 · Training - Police Officers	3,141.17	8,000.00	-4,858.83	39.3%
410.751 · Training - Police Chief	95.00	1,500.00	-1,405.00	6.3%
410.76 · Computer Expense	2,601.00	6,000.00	-3,399.00	43.4%
410.77 · Video Recording Devices	0.00	8,000.00	-8,000.00	0.0%
Total 410 · Police Services	926,219.48	1,277,350.00	-351,130.52	72.5%
411 · Fire Protection				
411.10 · Physicals-Annual CVFD	0.00	6,000.00	-6,000.00	0.0%
411.22 · Operating Supplies	945.64	2,500.00	-1,554.36	37.8%
411.23 · Minor Equip. Repair	3,188.50	5,000.00	-1,811.50	63.8%
411.231 · Minor Equip. Purchase	0.00	5,000.00	-5,000.00	0.0%
411.24 · Fuel, Oil	2,945.64	4,500.00	-1,554.36	65.5%
411.32 · Communications	2,563.52	6,000.00	-3,436.48	42.7%
411.354 · Worker's Compensation	15,348.00	18,000.00	-2,652.00	85.3%
411.37 · Vehicle Maintenance	4,179.21	10,000.00	-5,820.79	41.8%
411.38 · Hydrant Rental	17,817.05	23,250.00	-5,432.95	76.6%
411.45 · Equip. Inspection & Testing	12,857.21	5,500.00	7,357.21	233.8%
411.53 · Annual Contribution	29,999.97	40,000.00	-10,000.03	75.0%
411.70 · Major Equipment	604.79	20,300.00	-19,695.21	3.0%
411.90 · Trf to Major Equipment Fund	37,400.00	37,400.00	0.00	100.0%
411.901 · Trf to Minor Equipment Fund	16,095.56	22,000.00	-5,904.44	73.2%

BOROUGH OF CRAFTON GENERAL FUND FINANCIAL REPORT

January 1, through September 30, 2017

	Jan - Sep 17	Budget	\$ Over Bud...	% of Bu...
Total 411 · Fire Protection	143,945.09	205,450.00	-61,504.91	70.1%
413 · Building Inspection				
413.12 · Salary - Fire Marshal	67.03	500.00	-432.97	13.4%
413.13 · Salary - Ordinance Officer	3,600.00	13,000.00	-9,400.00	27.7%
413.14 · Zoning inspections	7,514.00	8,500.00	-986.00	88.4%
413.15 · Training & Education	700.00	500.00	200.00	140.0%
413.161 · Social Security	275.40	800.00	-524.60	34.4%
413.162 · Unemployment Compensation	80.15	500.00	-419.85	16.0%
413.21 · Office Supplies	18.46	200.00	-181.54	9.2%
413.24 · Fuel	364.74	1,000.00	-635.26	36.5%
413.32 · Communic/Internet - Ord. Offcr	1,009.29	2,000.00	-990.71	50.5%
413.354 · Worker's Compensation	25.39	500.00	-474.61	5.1%
413.37 · Vehicle Repairs	1,313.37	1,000.00	313.37	131.3%
413.45 · Demolition-Blight Props	782.66	15,000.00	-14,217.34	5.2%
413.47 · Bldg Permit DCED	76.00	200.00	-124.00	38.0%
414.12 · Bldg Permit-Inspection Fees	19,316.00	12,000.00	7,316.00	161.0%
414.14 · ZHB - Court Reporter/Sec'y	140.00	500.00	-360.00	28.0%
414.21 · ZHB Office-Adv-Postage	107.00	250.00	-143.00	42.8%
414.31 · ZHB Legal Services	735.00	2,000.00	-1,265.00	36.8%
414.46 · Recodify Boro Ordinances	1,195.00	1,500.00	-305.00	79.7%
Total 413 · Building Inspection	37,319.49	59,950.00	-22,630.51	62.3%
427 · Refuse - Recycling Removal				
427.10 · Garbage Contract	334,197.00	445,600.00	-111,403.00	75.0%
427.12 · Recycling Contract	53,424.45	71,350.00	-17,925.55	74.9%
Total 427 · Refuse - Recycling Removal	387,621.45	516,950.00	-129,328.55	75.0%
430 · Public Works Department				
430.10 · Salary - P/W Supervisor	50,700.06	67,600.00	-16,899.94	75.0%
430.14 · Salaries - Full Time Employees	220,690.40	295,000.00	-74,309.60	74.8%
430.15 · Wages - Reg. Overtime Pay	1,176.99	3,000.00	-1,823.01	39.2%
430.154 · Health & Accident & STD	1,927.35	2,300.00	-372.65	83.8%
430.156 · Hospitalization	74,492.64	105,000.00	-30,507.36	70.9%
430.16 · Wages - Part Time	0.00	1,500.00	-1,500.00	0.0%
430.161 · Social Security	22,798.07	26,000.00	-3,201.93	87.7%
430.162 · Unemployment Compensation	2,206.71	3,500.00	-1,293.29	63.0%
430.163 · FSA	525.00	3,000.00	-2,475.00	17.5%
430.164 · HRA	4,473.85	5,500.00	-1,026.15	81.3%
430.18 · Wages - Seasonal Employment	25,135.40	25,000.00	135.40	100.5%
430.21 · Public Works - Misc. Supplis	1,716.18	2,000.00	-283.82	85.8%
430.23 · Uniforms	5,162.15	6,000.00	-837.85	86.0%
430.24 · Fuel	6,711.69	10,000.00	-3,288.31	67.1%
430.25 · Repairs - Maintenance	5,320.59	12,000.00	-6,679.41	44.3%
430.26 · Small Tools	2,473.70	4,000.00	-1,526.30	61.8%
430.31 · Engineering Services	22,968.50	55,000.00	-32,031.50	41.8%
430.32 · Communications	2,747.71	3,500.00	-752.29	78.5%
430.354 · Worker's Compensation	20,338.08	28,000.00	-7,661.92	72.6%
430.356 · Drug/Alcohol Testing	83.43	500.00	-416.57	16.7%
430.36 · Utilities	4,113.26	7,000.00	-2,886.74	58.8%
430.37 · Vehicle Repairs	8,804.14	10,000.00	-1,195.86	88.0%
430.42 · Licenses, Permits and Training	426.00	1,000.00	-574.00	42.6%
430.74 · Capital Outlay - minor equip	280.54	5,000.00	-4,719.46	5.6%
430.742 · Pub.Works - Cap. Outlay Equip	0.00	5,000.00	-5,000.00	0.0%
432.14 · Wages - Snow Removal Overtime	2,276.09	10,000.00	-7,723.91	22.8%
432.22 · Anti-Skid Materials	33,925.54	50,000.00	-16,074.46	67.9%
433.22 · Signs & Posts	1,514.55	5,000.00	-3,485.45	30.3%
433.45 · Signals Maintenance	755.00	10,000.00	-9,245.00	7.6%
433.451 · Electricity Signals	4,137.40	4,500.00	-362.60	91.9%
434.45 · Street Lighting	62,934.23	90,000.00	-27,065.77	69.9%
435.22 · Material Curbing Supplies	207.12	500.00	-292.88	41.4%
435.245 · Stairs and Sidewalks	693.53	5,000.00	-4,306.47	13.9%
438.22 · Material Roads Supplies	16,607.10	10,000.00	6,607.10	166.1%
438.38 · Rental Equipment	1,559.69	1,500.00	59.69	104.0%
Total 430 · Public Works Department	609,882.69	872,900.00	-263,017.31	69.9%

BOROUGH OF CRAFTON
GENERAL FUND FINANCIAL REPORT

January 1, through September 30, 2017

	Jan - Sep 17	Budget	\$ Over Bud...	% of Bu...
452 · Recreation				
452.01 · Social Security	6,102.24	6,500.00	-397.76	93.9%
452.14 · Wages - Pool Personnel	68,575.36	72,000.00	-3,424.64	95.2%
452.15 · Wages - Pool Concess.	11,196.95	11,000.00	196.95	101.8%
452.162 · Unemployment Compensation	692.89	1,000.00	-307.11	69.3%
452.20 · Pool Lic., Pmts,Trng, Cirnc	1,079.25	1,500.00	-420.75	72.0%
452.21 · Maintenance Supplies	1,692.08	2,500.00	-807.92	67.7%
452.22 · Pool Filtration	7,399.68	12,000.00	-4,600.32	61.7%
452.23 · Operating Supplies	2,152.71	5,000.00	-2,847.29	43.1%
452.25 · Pool Repairs/Maintenance	1,483.38	2,500.00	-1,016.62	59.3%
452.26 · Pool Minor Equipment	3,723.95	3,000.00	723.95	124.1%
452.27 · Computer H/W & Internet	447.60	1,000.00	-552.40	44.8%
452.32 · Communications	422.19	500.00	-77.81	84.4%
452.354 · Worker's Compensation	4,065.86	4,000.00	65.86	101.6%
452.36 · Utilities	10,199.71	12,000.00	-1,800.29	85.0%
452.37 · Pool Bldgs - Rep/Maint	689.13	7,000.00	-6,310.87	9.8%
452.371 · Concession - Rep/Maint/Eq	1,394.24	4,000.00	-2,605.76	34.9%
453.21 · Supplies - Concession Stand	13,060.60	15,000.00	-1,939.40	87.1%
453.23 · Sr. Dinner (offset 367.50)	2,618.50	3,500.00	-881.50	74.8%
453.37 · Maint/Repairs - Mini Golf	561.65			
453.49 · Rec. Activities - Expenses	0.00	1,000.00	-1,000.00	0.0%
Total 452 · Recreation	137,557.97	165,000.00	-27,442.03	83.4%
454 · Parks & Shade Trees				
454.25 · Maintenance Supplies	617.82	1,500.00	-882.18	41.2%
454.26 · Minor Equipment	699.94	1,000.00	-300.06	70.0%
454.36 · Utilities	3,181.36	4,000.00	-818.64	79.5%
454.37 · Maintenance - Repairs Services	3,594.46	7,500.00	-3,905.54	47.9%
454.75 · Park Equip.- Cap.Improvements	0.00	5,000.00	-5,000.00	0.0%
454.76 · Refunds - Park Shelters	0.00	100.00	-100.00	0.0%
455.22 · Shade Tree Operating Supplies	171.99	500.00	-328.01	34.4%
455.44 · Shade Tree - Arborist	0.00	3,000.00	-3,000.00	0.0%
455.45 · Tree Maint.- Plantings	1,760.36	5,000.00	-3,239.64	35.2%
455.46 · Boro Gardens	443.49	1,000.00	-556.51	44.3%
Total 454 · Parks & Shade Trees	10,469.42	28,600.00	-18,130.58	36.6%
456 · Community Services				
456.54 · Library Contributions	52,500.06	70,000.00	-17,499.94	75.0%
458.22 · Comm Ctr Supplies	0.00	250.00	-250.00	0.0%
458.55 · Crafton Performing Arts	0.00	250.00	-250.00	0.0%
458.56 · Borough Tributes	319.79	1,000.00	-680.21	32.0%
458.57 · Misc. Contributions	0.00	200.00	-200.00	0.0%
462.34 · Community Dev/Promotion	580.00	500.00	80.00	116.0%
462.50 · Military Banner Expenses	15,763.21			
Total 456 · Community Services	69,163.06	72,200.00	-3,036.94	95.8%
471 · Debt Services - Principal				
471.21 · PNC-Duncan Gen Ob Note	196,417.35	257,500.00	-61,082.65	76.3%
471.35 · PNC Lease Agmt. Hvy Eq.	42,056.76	16,500.00	25,556.76	254.9%
Total 471 · Debt Services - Principal	238,474.11	274,000.00	-35,525.89	87.0%
472 · Debt Services - Interest				
472.21 · PNC-Duncan Prop-Interest	9,223.61	17,500.00	-8,276.39	52.7%
472.35 · PNC Lease Agmt. Hvy Eq.	2,579.05	3,800.00	-1,220.95	67.9%
Total 472 · Debt Services - Interest	11,802.66	21,300.00	-9,497.34	55.4%
480 · Insurance				
480.03 · Drug Screening	1,867.80	1,800.00	67.80	103.8%
486.00 · Compreh. Liability/Property Ins	77,656.10	80,000.00	-2,343.90	97.1%
486.81 · Property Loss Claims-Borough	7,711.74	10,000.00	-2,288.26	77.1%
Total 480 · Insurance	87,235.64	91,800.00	-4,564.36	95.0%
483 · Agency And Trust				
483.001 · Police Pension Contrib.	27,673.11	35,000.00	-7,326.89	79.1%
483.02 · Foreign Fire Relief	28,193.24	31,000.00	-2,806.76	90.9%
483.10 · Police Pension Fund MMO	82,588.56	75,000.00	7,588.56	110.1%

BOROUGH OF CRAFTON
GENERAL FUND FINANCIAL REPORT
 January 1, through September 30, 2017

	Jan - Sep 17	Budget	\$ Over Bud...	% of Bu...
483.30 · Employee Pension Fund MMO	71,037.00	71,000.00	37.00	100.1%
Total 483 · Agency And Trust	209,491.91	212,000.00	-2,508.09	98.8%
66900 · Reconciliation Discrepancies	-160.00			
Total Expense	3,247,267.51	4,289,000.00	-1,041,732.49	75.7%
Net Income	818,999.74	0.00	818,999.74	100.0%

Capital Projects Reserve Fund
Capital Project Reserve Fund Financial Report
 January 1, 2017 to September 30, 2017


	Jan - Sep 17	Budget	\$ Over Budget	% of ...
Income				
354.01 GROW Grant Alcosan	76,944.00	213,000.00	-136,056.00	36.1%
354.02 Small Water/Sewer Grant	0.00	164,000.00	-164,000.00	0.0%
355.12 DCED - Planning Grant	54,861.42	47,000.00	7,861.42	116.7%
395.01 GF Reserve Trf-PLGIT	0.00	175,000.00	-175,000.00	0.0%
Total Income	131,805.42	599,000.00	-467,194.58	22.0%
Expense				
409.10 Boro Bldg Upgrades	0.00	20,000.00	-20,000.00	0.0%
411.74 CVFD-SCBA Equip Reserve	0.00	78,000.00	-78,000.00	0.0%
414.75 Multi-Munic. Comp Plan	73,787.43	47,000.00	26,787.43	157.0%
429.611 GROW Grant-Expenditure	0.00	258,000.00	-258,000.00	0.0%
429.612 Small Water/Sewer Grant	0.00	193,000.00	-193,000.00	0.0%
430.74 P/W Equipment	0.00	3,000.00	-3,000.00	0.0%
Total Expense	73,787.43	599,000.00	-525,212.57	12.3%
Net Income	58,017.99	0.00	58,017.99	100.0%

Road Tax Fund
ROAD TAX FUND FINANCIAL REPORT
 January 1, 2017 through September 30, 2017

	Jan - Sep 17	Budget	\$ Over Budget	% of Bud...
Income				
301.10 Road Tax - Current	479,825.37	430,000.00	49,825.37	111.6%
301.20 Road Tax - Prior	7,456.52	15,000.00	-7,543.48	49.7%
319.01 Road Tax - P & I	2,188.60	5,000.00	-2,811.40	43.8%
399.00 Cap Proj. Fund Carryover	0.00	240,000.00	-240,000.00	0.0%
Total Income	489,470.49	690,000.00	-200,529.51	70.9%
Expense				
430.31 Engineering - Roads	33,434.05	78,000.00	-44,565.95	42.9%
437. Equipment Repairs	681.36			
438.45 Road - Contract Services	584.00	10,000.00	-9,416.00	5.8%
438.74 Cap. Outlay - Equipment	27,040.00	35,000.00	-7,960.00	77.3%
439.45 Road Paving Program	18,779.97	567,000.00	-548,220.03	3.3%
491.10 Tax Refunds - Current	2,454.94			
491.20 Tax Refund - Prior	1,852.38			
Total Expense	84,826.70	690,000.00	-605,173.30	12.3%
Net Income	404,643.79	0.00	404,643.79	100.0%

Sewer Fund
Sewer Fund Financial Report
 January 1, 2017 to September 30, 2017

	<u>Jan - Sep 17</u>	<u>Budget</u>	<u>\$ Over Bud...</u>	<u>% of ...</u>
Income				
319 · Interest/Penalty-Jordan	19,841.13	25,000.00	-5,158.87	79.4%
341 · Interest on Investment-PLGIT	5,269.91	500.00	4,769.91	****
364 · Current Sewer User Fees	1,432,291.54	1,750,000.00	-317,708.46	81.8%
364.01 · Delinquent Sewer User F...	13,995.79	20,000.00	-6,004.21	70.0%
380 · Other - Alcosan Billing Rei...	6,373.51	6,000.00	373.51	106.2%
382 · Misc Income	85,144.10	0.00	85,144.10	100.0%
383.10 · Sewer Tap In Fees	0.00	0.00	0.00	0.0%
399 · Sinking Fund Carryover	0.00	0.00	0.00	0.0%
Total Income	1,562,915.98	1,801,500.00	-238,584.02	86.8%
Expense				
421 · Office Supplies-Postage	469.00	500.00	-31.00	93.8%
425 · Maint/Rep.Materials	2,879.12	4,000.00	-1,120.88	72.0%
430 · Billing Fee - PAWC/Jordan	23,446.32	65,000.00	-41,553.68	36.1%
431 · Prof. Services - Engineering	126,305.35	150,000.00	-23,694.65	84.2%
432 · Prof. Services - Legal	0.00	1,000.00	-1,000.00	0.0%
436 · Alocsan - Qtrly Usage Chgs	674,688.14	932,500.00	-257,811.86	72.4%
437 · Equipment Repairs	8,776.60	12,000.00	-3,223.40	73.1%
438 · Fuel - Sweeper- Trk#108	3,443.52	3,000.00	443.52	114.8%
439 · Water - St Sweeper	0.00	500.00	-500.00	0.0%
442 · Dues - Permits	7,913.66	7,500.00	413.66	105.5%
445 · Vactor charge	2,880.00	10,000.00	-7,120.00	28.8%
446 · Munic. Claim Commission	4,069.14	4,000.00	69.14	101.7%
470.1 · Principal - Pennvest I	27,851.01	51,000.00	-23,148.99	54.6%
470.2 · Principal - Pennvest II	37,965.15	37,500.00	465.15	101.2%
471.1 · Interest - Pennvest I	8,562.81	16,000.00	-7,437.19	53.5%
471.2 · Interest - Pennvest II	11,787.66	11,500.00	287.66	102.5%
473 · COA Requirements	160,091.34	460,500.00	-300,408.66	34.8%
492 · Capital Project - Reserve Fu...	0.00	35,000.00	-35,000.00	0.0%
Total Expense	1,101,128.82	1,801,500.00	-700,371.18	61.1%
Net Income	<u>461,787.16</u>	<u>0.00</u>	<u>461,787.16</u>	<u>100.0%</u>



Jordan Tax Service, Inc.

102 Rahway Road • McMurray, PA 15317-3349

(412) 835-5243 • Fax (412) 835-5244

(724) 731-2300 • Fax (724) 731-2398

www.jordantax.com

Tax & Record
Services

Municipal

Business

Individual

October 13, 2017

Borough of Crafton
Ann C. Scott, Borough Manager
Municipal Building
100 Stotz Avenue
Pittsburgh, PA 15205

RE: Delinquent Earned Income & Net Profits Tax
Collection Summary Report
September, 2017

Detailed below are the Delinquent Earned Income Tax Collections remitted to the Borough for the Month of September, 2017:

PERIOD	TAX	PEN & INT	MUNICIPAL SHARE (50.00%)	
			MONTH	YEAR TO DATE
2011 and Prior	\$ 5,557.68	\$ 268.48	\$ 5,826.16	\$ 48,077.37
Add: Commissions	561.46	-	561.46	4,774.55
Refunds Issued	-	-	-	-
Net Collections	<u>\$ 6,119.14</u>	<u>\$ 268.48</u>	<u>\$ 6,387.62</u>	<u>\$ 52,851.92</u>

Amounts Transferred:

Date	Reference	Amount
09/30/17	Ck #1901	\$ 6,387.62

Total Transfers \$ 6,387.62

We have enclosed our invoice for services.

Very truly yours,
JORDAN TAX SERVICE, INC.

WILLIAM R. LINNERT, JR.

WRLjr/hlk


EIT Collection Report - September 2017

CURRENT YEAR TO DATE DISTRIBUTIONS

	Resident Tax Amount	Non-Pen/Int Resident Tax Amount	Costs & Credits	Total Collections	Dist Year	Resident Tax Amount	Non-Pen/Int Resident Tax Amount	TCD Commission	Charges & Credits	Total Distribution
2012 Collections	990.32	(6.67)	0.00	1,194.97	2017	990.32	(6.67)	(20.94)	0.00	\$1,174.03
2012 Refunds	(39.00)	0.00	0.00	(39.00)	2017	(39.00)	0.00	0.00	0.00	(\$39.00)
2013 Collections	1,529.60	0.00	0.00	1,776.10	2017	1,529.60	0.00	(33.32)	0.00	\$1,742.78
2013 Refunds	9.50	0.00	0.00	9.50	2017	9.50	0.00	0.00	0.00	\$9.50
2014 Collections	1,818.67	0.00	0.00	1,968.17	2017	1,818.67	0.00	(33.26)	0.00	\$1,934.91
2014 Refunds	(265.50)	0.00	0.00	(265.50)	2017	(265.50)	0.00	0.00	0.00	(\$265.50)
2015 Collections	1,558.55	0.00	0.00	1,663.75	2017	1,558.55	0.00	(62.73)	0.00	\$1,601.02
2015 Refunds	(378.50)	0.00	0.00	(378.50)	2017	(378.50)	0.00	0.00	0.00	(\$378.50)
2016 Collections	237,357.34	1,689.39	0.00	239,111.72	2017	237,357.34	1,689.39	(4,230.86)	0.00	\$234,880.86
2016 Refunds	(29,564.00)	(34.00)	0.00	(29,598.00)	2017	(29,564.00)	(34.00)	0.00	0.00	(\$29,598.00)
2017 Collections	408,913.34	2,635.03	0.00	411,549.02	2017	408,913.34	2,635.03	(7,252.42)	0.00	\$404,296.60
Current Year To Date	621,930.32	4,283.75	0.00	626,992.23	2017	621,930.32	4,283.75	(11,633.53)	0.00	\$615,358.70

TOTAL DISTRIBUTIONS BY TAX YEAR SINCE INCEPTION

	Resident Tax Amount	Non-Pen/Int Resident Tax Amount	Costs & Credits	Total Collections	Dist Year	Resident Tax Amount	Non-Pen/Int Resident Tax Amount	TCD Commission	Charges & Credits	Total Distribution
2012 Collections	719,402.61	8,202.07	0.00	728,391.53	ALL	719,402.61	8,202.07	(13,178.67)	0.00	\$715,212.86
2012 Refunds	(20,642.00)	0.00	0.00	(20,642.00)	ALL	(20,642.00)	0.00	0.00	0.00	(\$20,642.00)
2013 Collections	755,741.14	8,394.01	0.00	764,557.15	ALL	755,741.14	8,394.01	(13,732.73)	0.00	\$750,824.42
2013 Refunds	(27,121.00)	0.00	0.00	(27,121.00)	ALL	(27,121.00)	0.00	0.00	0.00	(\$27,121.00)
2014 Collections	780,586.67	5,197.54	0.00	786,100.65	ALL	780,586.67	5,197.54	(14,047.24)	0.00	\$772,053.41
2014 Refunds	(27,941.50)	0.00	0.00	(27,941.50)	ALL	(27,941.50)	0.00	0.00	0.00	(\$27,941.50)
2015 Collections	812,501.76	5,253.31	0.00	817,922.77	ALL	812,501.76	5,253.31	(14,668.22)	0.00	\$803,254.55
2015 Refunds	(29,676.50)	(61.00)	0.00	(29,737.50)	ALL	(29,676.50)	(61.00)	0.00	0.00	(\$29,737.50)
2016 Collections	820,299.24	5,909.22	0.00	826,273.45	ALL	820,299.24	5,909.22	(14,692.51)	0.00	\$811,580.94
2016 Refunds	(29,564.00)	(34.00)	0.00	(29,598.00)	ALL	(29,564.00)	(34.00)	0.00	0.00	(\$29,598.00)
2017 Collections	408,913.34	2,635.03	0.00	411,549.02	ALL	408,913.34	2,635.03	(7,252.42)	0.00	\$404,296.60
Tax Year Totals	4,162,499.76	35,496.18	0.00	4,199,754.57	ALL	4,162,499.76	35,496.18	(77,571.79)	0.00	\$4,122,182.78



Jordan Tax Service, Inc.

102 Rahway Road • McMurray, PA 15317-3349

(412) 835-5243 • Fax (412) 835-5244

(724) 731-2300 • Fax (724) 731-2398

www.jordantax.com

Tax & Record
Services
Municipal
Business
Individual

October 13, 2017

Borough of Crafton
Ann C. Scott, Borough Manager
Municipal Building
100 Stotz Avenue
Pittsburgh, PA 15205

RE: Local Services Tax Collections
Collection Summary Report
September, 2017

Detailed below are the Local Services Tax Collections remitted to the Borough for the Collection Period of September 1, 2017 through September 30, 2017:

<u>PERIOD</u>	<u>TAX</u>	<u>PEN & INT</u>	<u>TOTAL COLLECTIONS</u>	<u>YEAR TO DATE</u>
2015 and Prior	\$ 52.00	\$ 18.00	\$ 70.00	\$ 396.00
2016	52.00	11.00	63.00	12,135.13
2017	176.00	-	176.00	24,645.59
Total Collections	280.00	29.00	309.00	37,176.72
Refunds Issued	-	-	-	(574.58)
	<u>\$ 280.00</u>	<u>\$ 29.00</u>		
Net Collections			<u>\$ 309.00</u>	<u>\$ 36,602.14</u>

Amounts Remitted:

<u>Date</u>	<u>Batch #</u>	<u>Amount</u>
09/05/17	22	\$ 4.00
09/07/17	23	172.00
09/26/17	49	70.00
09/26/17	51	63.00
Total Deposited		<u>\$ 309.00</u>

We have enclosed our invoice for services.

Very truly yours,
JORDAN TAX SERVICE, INC.

WILLIAM R. LINNERT, JR.



Jordan Tax Service, Inc.

102 Rahway Road • McMurray, PA 15317-3349

(412) 835-5243 • Fax (412) 835-5244

(724) 731-2300 • Fax (724) 731-2398

www.jordantax.com

Tax & Record

Services

Municipal

Business

Individual

October 13, 2017

Borough of Crafton
Ann C. Scott, Borough Manager
Municipal Building
100 Stotz Avenue
Pittsburgh, PA 15205

RE: Business Privilege Tax
Collection Summary Report
September, 2017

Detailed below are the Business Privilege Tax Collections remitted to the Borough for the Collection Period of September 1, 2017 through September 30, 2017:

<u>PERIOD</u>	<u>TAX</u>	<u>LICENSE</u>	<u>PEN & INT</u>	<u>TOTAL COLLECTIONS</u>	<u>YEAR TO DATE</u>
2015 and Prior	\$ -	\$ -	\$ -	\$ -	\$ 145.0
2016	-	-	-	-	1,090.1
2017	181.85	20.00	-	201.85	61,543.1
Total Collections	181.85	20.00	-	201.85	62,778.3
Refunds Issued	-	-	-	-	-
	<u>\$ 181.85</u>	<u>\$ 20.00</u>	<u>\$ -</u>	<u>\$ 201.85</u>	<u>\$ 62,778.3</u>
Net Collections				<u>\$ 201.85</u>	<u>\$ 62,778.3</u>


Amounts Deposited:

<u>Date</u>	<u>Batch #</u>	<u>Amount</u>
09/18/17	28	\$ 35.06
09/19/17	29	166.79
Total Deposited		<u>\$ 201.85</u>

We have enclosed our invoice for services.

Very truly yours,
JORDAN TAX SERVICE, INC.

WILLIAM R. LINNERT, JR.



Jordan Tax Service, Inc.

102 Rahway Road • McMurray, PA 15317-3349

(412) 835-5243 • Fax (412) 835-5244

(724) 731-2300 • Fax (724) 731-2398

www.jordantax.com

Tax & Record
Services

Municipal

Business

Individual

October 13, 2017

Borough of Crafton
Ann C. Scott, Borough Manager
Municipal Building
100 Stotz Avenue
Pittsburgh, PA 15205

RE: Mercantile Tax
Collection Summary Report
September, 2017

Detailed below are the Mercantile Tax Collections remitted to the Borough for the Collection Period of September 1, 2017 through September 30, 2017:

<u>PERIOD</u>	<u>TAX</u>	<u>PEN & INT</u>	<u>TOTAL COLLECTIONS</u>	<u>YEAR TO DATE</u>
2015 and Prior	\$ -	\$ -	\$ -	\$ -
2016	19.79	-	19.79	31,980.95
2017	69.39	-	69.39	51,546.24
	<u>\$ 89.18</u>	<u>\$ -</u>	<u>\$ 89.18</u>	<u>\$ 83,527.19</u>
Total Collections			<u>\$ 89.18</u>	<u>\$ 83,527.19</u>

Amounts Deposited:

<u>Date</u>	<u>Batch #</u>	<u>Amount</u>
09/07/17	29/15	\$ 89.18


Total Deposited

\$ 89.18

We have enclosed our invoice for services.

Very truly yours,
JORDAN TAX SERVICE, INC.

WILLIAM R. LINNERT, JR.



Jordan Tax Service, Inc.

102 Rahway Road • McMurray, PA 15317-3349

(412) 835-5243 • Fax (412) 835-5244

(724) 731-2300 • Fax (724) 731-2398

www.jordantax.com

Tax & Record
Services
Municipal
Business
Individual

October 13, 2017

Borough of Crafton
Ann C. Scott, Borough Manager
Municipal Building
100 Stotz Avenue
Pittsburgh, PA 15205

RE: Trash Removal
Collection Summary Report
September, 2017

Detailed below are the 2017 Trash Removal Collections remitted to the Borough for the Month of September, 2017:

	<u>BILLING FEE</u>	<u>GARBAGE</u>	<u>TOTAL</u> <u>CURRENT PERIOD</u>	<u>YEAR TO DATE</u>
FACE TAX	\$ 20.00	\$ 3,407.93	\$ 3,427.93	\$ 455,317.44
Less: Discount	-	-	-	(17,374.38)
Plus: Penalty	-	170.50	170.50	2,396.85
Total Collections	\$ 20.00	\$ 3,578.43	\$ 3,598.43	\$ 440,339.91


Amounts Deposited:

<u>Date</u>	<u>Batch #</u>	<u>Amount</u>
09/20/17	25	\$ 3,598.43
Total		3,598.43
Less: Refunds		-
Total Deposits		\$ 3,598.43

	<u>BILLING</u>	<u>GARBAGE</u>	<u>YEAR-TO-DATE</u>
FACE BALANCE 02/01/2017	\$ 9,875.00	\$ 552,896.00	\$ 562,771.00
Add: Additions	-	-	-
Less: Deletions	-	-	-
ADJUSTED FACE BALANCE	9,875.00	552,896.00	562,771.00
Less: Total Collections	(8,305.00)	(447,012.44)	(455,317.44)
Less: Turned Over to Delinquent	-	-	-
FACE BALANCE 09/30/2017	\$ 1,570.00	\$ 105,883.56	\$ 107,453.56

Very truly yours,
JORDAN TAX SERVICE, INC.

WILLIAM R. LINNERT, JR.



Jordan Tax Service, Inc.

102 Rahway Road • McMurray, PA 15317-3349

(412) 835-5243 • Fax (412) 835-5244

(724) 731-2300 • Fax (724) 731-2398

www.jordantax.com

**Tax & Record
Services**

Municipal

Business

Individual

October 13, 2017

Borough of Crafton
Ann C. Scott, Borough Manager
Municipal Building
100 Stotz Avenue
Pittsburgh, PA 15205

RE: Real Estate Taxes
Collection Summary Report
September, 2017

Detailed below are the 2017 Real Estate Tax Collections deposited to the Borough account for the Month of September, 2017:

	CURRENT PERIOD			YEAR TO DATE
	REAL ESTATE	ROAD	TOTAL	
FACE TAX	\$ 23,580.28	\$ 7,903.59	\$ 31,483.87	\$ 1,885,247.88
Less: Discount	-	-	-	(32,906.78)
Plus: Penalty	586.14	128.63	714.77	3,036.77
Total Collections	\$ 24,166.42	\$ 8,032.22	\$ 32,198.64	\$ 1,855,377.87

Amounts Deposited:

Date	Batch #	Amount
09/07/17	29	\$ 17,932.03
09/11/17	30	2,045.58
09/14/17	31	4,490.58
09/14/17	NSF-Ambrosio	(1,053.11)
09/21/17	32	3,465.54
09/27/17	33	5,318.02
Total Deposits		32,198.64
Less: Refunds:		-
Net Collections		\$ 32,198.64

	2016	2016	2017	2017	TOTAL
	REAL ESTATE	ROAD	REAL ESTATE	ROAD	
FACE BALANCE 3/1/2017	\$ -	\$ -	\$ 1,493,726.79	\$ 505,811.75	\$ 1,999,538.54
Add: Additions	-	-	1,168.02	395.52	1,563.54
Less: Exonerations	-	-	(3,005.07)	(1,017.62)	(4,022.69)
ADJUSTED FACE BALANCE	-	-	1,491,889.74	505,189.65	1,997,079.39
Less: Total Collections	-	-	(1,408,442.49)	(476,805.39)	(1,885,247.88)
Less: Turned Over to Delinquent	-	-	-	-	-
FACE BALANCE 9/30/2017	\$ -	\$ -	\$ 83,447.25	\$ 28,384.26	\$ 111,831.51

Very truly yours,
JORDAN TAX SERVICE, INC.

William R. Linnert, Jr.
WILLIAM R. LINNERT, JR.

Tax Collector's Monthly Report to Taxing Districts

For the Month of SEPTEMBER, 2017
BOROUGH OF CRAFTON Taxing District

	Real Estate	Road	Prior Years Real Estate	Prior Years Road
A. Collections				
1.	Balance Collectable-Beginning of Month	107,027.53	0.00	0.00
2A.	Additions: During the Month(*)			
2B.	Deductions: Credits During the Month - (from line 17)			
3.	Total Collectable	107,027.53	0.00	0.00
4.	Less: Face Collections for the Month	23,580.28		
5.	Less: Deletions from the List (Gentrifications)			
6.	Less: Exonerations (*)			
7.	Less: Liens/Non-Lienable Installments(*)			
8.	Balance Collectable - End of Month	83,447.25	0.00	0.00
B. Reconciliation of Cash Collected				
9.	Face Amount of Collections - (must agree with line 4)	23,580.28	0.00	0.00
10.	Plus: Penalties	586.14		
11.	Less: Discounts	0.00		
12.	Total Cash Collector per Column	24,166.42	0.00	0.00
13.	Total Cash Collected			32,198.64
C. Payment of Taxes				
14.	Amount Remitted During the Month (*)			TOTAL ALL TAXES
	Date	Transaction #	Amount	
	9/7/2017	29	17,932.03	
	9/11/2017	30	2,045.58	
	9/14/2017	31	4,490.58	
	9/14/2017	NSF- Ambrosio	(1,053.11)	
	9/21/2017	32	3,465.54	
	9/27/2017	33	5,318.02	
			Total	\$ 32,198.64
15.	Amount paid with this Report Applicable to this Reporting Month	Trx. #		\$ 32,198.64
16.	Total Remitted This Month			\$ 32,198.64
17.	List, Other Credit Adjustments (*)	Name	Amount	
	Parcel #			
		Total		
18.	Interest Earnings (if applicable)			\$

William R. Furuta
 Agent Acting on behalf of the Tax Collector
 Date 10/16/17
 Received by (taxing district) Cassino, Steven Title: Tax Collector Date 10/16/17

Taxing District Use (Optional)
 Carryover from Previous Month \$ _____
 Amount Collected This Month \$ _____
 Less Amount Paid This Month \$ _____

JORDAN TAX SERVICE, INC.
102 RAHWAY ROAD
MCMURRAY, PA 15317-3349
(724) 731-2300

October 11, 2017

Borough of Crafton
 Ann C. Scott, Borough Manager
 Municipal Building
 100 Stotz Avenue
 Pittsburgh, PA 15205

Delinq. Trash, Sewage and Property Tax Coll. - September 2017

Gentlemen:

We are forwarding herewith counterfoils for delinquent taxes and municipal claims collected and satisfied since date of our last report. We are also forwarding deposit slips as summarized below and the Prothonotary's receipts for satisfaction costs advanced by our office.

DELINQUENT TAXES:

Receipts: #13063-13072, 13074-13076 (#13073, 13077 "NO CONSIDERATION PASSING")

	Face Tax	Penalty	Interest	Costs	TOTAL
Prior	3,187.23	345.23	4,089.99	17.37	7,639.82
2016	0.42	52.96	1.68	65.50	120.56
Record/Sheriff Sale Costs					360.00
Commission Collected					1,251.77

MUNICIPAL CLAIMS: "Trash"

Receipts: #1527-1528

	Face Tax	Penalty	Interest	Costs	Comm	TOTAL
	246.69	36.50	-	11.00	-	294.19
Commission Collected						14.72

MUNICIPAL CLAIMS: "Trash"

Receipts: #3859-3861, 3863, 3865-3868 (#3869-3870, 3872, 3874-3876 "NO CONSIDERATION PASSING")

	Face Tax	Penalty	Interest	Costs	Comm	TOTAL
*	831.89	21.10	10.55	145.00	-	1,008.54
Commission Collected						63.78

MUNICIPAL CLAIMS: "Sewage"

Receipts: #3862, 3864 (#3871, 3873 "NO CONSIDERATION PASSING")

	Face Tax	Penalty	Interest	Costs	Comm	TOTAL
	214.52	-	-	145.00	-	359.52
Commission Collected						5.00

Total Collections, Taxes and Claims:

Taxes	\$	9,372.15	Ck. #1358	\$	11,117.90
Trash	\$	1,381.23	Ck. #1359		
Sewage	\$	364.52	Ck. #1360		

Deposits Per Enclosed Receipts:


DATE	AMOUNT	DATE	AMOUNT	DATE	AMOUNT
09/11/17	326.00	09/19/17	100.00	09/26/17	60.00
09/13/17	45.00	09/21/17	308.91	09/26/17	130.60
09/13/17	1,206.24	09/21/17	318.57	09/29/17	8,622.58

Total Deposits

11,117.90

*Partial Payments Not Yet Applied - \$509.89

JORDAN TAX SERVICE, INC.


 William R. Linnert, Jr.

**BOROUGH OF CRAFTON
POLICE DEPARTMENT**

MARK A. SUMPTER
CHIEF OF POLICE

100 STOTZ AVENUE
CRAFTON, PENNSYLVANIA 15205

JAMES G. BLOOM
MAYOR



October 19, 2017

Crafton Police responded to 246 complaints during the month of September 2017.

The following 3 pages attached show a print out of the calls answered by Crafton Police.

Paid parking tags paid at the window - \$120.00

Copies of Police Reports - \$150.00

One solicitor permit was issued for the month of September - \$70.00

Two truck permits were issued for the month of September - \$20.00

Fines collected by the Magistrate and paid to the borough for September - \$2,526.66

There were 55 citations issued, 48 citation warnings, 8 parking tags, 9 AccuTrak – 120 total

Two EMS narcotic related calls. Naloxone (Narcan) was used four times by EMS and the two times by police for the month of September.

Mileage on Police Cars:

Unit #11-1 - 166 miles ending at 25,408

Unit #11-2 - 2,354 miles ending at 3,558

Unit #11-3 - 1,820 miles ending at 28,491

Respectfully submitted,

Barbara H. Berkhouse
Barbara H. Berkhouse
Police Secretary



NorthWest EMS

366 Helen Street | McKees Rocks, PA 15136
412.331.2600 OFFICE | 412.331.3133 FAX

Crafton Borough Report September 2017

Total Run Numbers:

- Total Emergency and Non-Emergency 911 Responses: **57**
Average Response Time (E0-E4): **5 min. 10 sec.**
- Total Emergency 911 Response: **53**
Average Response Time (E0-E3): **5 min. 18 sec.**
- Total Highest Priority Response: **24**
Average Response Time (E0-E1): **4 min. 20 sec.**

Response Times by Category and NFPA Compliance:

- E0 Response: **5**
Average Response Time: **3 min. 55 sec.**
NFPA Compliance: **100%**
- E1 Response: **19**
Average Response Time: **4 min. 26 sec.**
NFPA Compliance: **100%**
- E0 + E1 Response: **24**
Average Response Time: **4 min. 20 sec.**
NFPA Compliance: **100%**
- E2 Response: **18**
Average Response Time: **5 min. 55 sec.**
- E3 Response: **11**
Average Response Time: **6 min. 23 sec.**
- E4 Response: **4**
Average Response Time: **3 min. 31 sec.**

Standbys:

- Scott Township EMS (Station 740) Standby Request: **0**
Calls Given to Station 740 in Crafton: **0**
- Ingram EMS (Station 760) Standby Request: **0**
Calls Given to Station 760 in Crafton: **1 (Due to need for bariatric equipment)**
- Robinson EMS (Station 810) Standby Request: **0**
Calls Given to Station 810 in Crafton: **0**
- Average Response Time for Mutual Aid Services: **0 min. 0 sec.**
- NorthWest EMS Requested to Standby: **12**
Calls Taken for Station 810: **0**
Calls Taken for Station 740: **0**
Calls Taken for Station 760: **10**
Calls taken for Southbridge EMS (Station 815): **2**



NorthWest EMS

366 Helen Street | McKees Rocks, PA 15136
412.331.2600 OFFICE | 412.331.3133 FAX

Crafton Borough EMS Report Notes

September 2017

All numbers for this report from Allegheny County 911 CAD system.

NFPA compliance target **achieved** for serious calls: E-0: **100%**

NFPA compliance target **achieved** for serious calls: E-1: **100%**

NFPA compliance target **achieved** for serious calls: E-0 + E-1: **100%**

Crafton Borough enjoyed excellent EMS performance once again during the month of September.

Mutual aid was not used in September.

NWEMS provided mutual aid **12** times in September as follows: Ingram (**10**), Robinson (**0**), Carnegie/Scott Twp. (**0**), and Southbridge (**2**).

Crafton Borough should be seeing primarily NorthWest EMS ambulances responding to calls now, as we have received (finally) and put in service three new ambulances. Other than the occasional utilization of a crew from Rennerdale VFD (who we staff with our employees), the days of seeing a colorful and diverse fleet of ambulances have passed. A fourth new ambulance is due in early November, bringing our fleet to 12. A new critical care ground transport (CCGT) truck is due in late November, bringing the total to 13. These new vehicles, combined with an increase in staffing, will afford Crafton Borough an even higher level of service moving forward.

Finally, **10** calls (17.5%) occurred between the hours of 11 pm and 7 am in September, demonstrating the need for 24 hour coverage in Crafton Borough.

Submitted by: George Dudash III 412-779-1927 gdudash@northwestems.net

CODE ENFORCEMENT
 VIOLATIONS 2017-PUBLIC

Date Received	Property Address	Violation/Complaint	Action Taken	Date	Completed	Time Given
		September-October 2017				
9/25/2017	Marion Street	Junk Vehicle	Notice	9/25/2017	Complete	10
9/30/2017	Belvidere Street	High Grass/Weeds	Resident Complaint	10/3/2017	Complete	
10/3/2017	Charliers Avenue	Junk Vehicle	Notice	10/3/2017	Complete	5
10/4/2017	Marion Street	Rental Inspection/Landlord Report	Notice	10/4/2017	Pending	10
10/4/2017	Dinsmore Avenue	Inspection/Landlord Report	Notice	10/4/2017	Paperwork Received	10
10/4/2017	Fountain Street	Roaming Cats	Resident Complaint	10/4/2017	Pending	
10/4/2017	Walnut Street	High Grass/Weeds	Notice	10/4/2017	Pending	5
10/9/2017	Creighton Avenue	Hazardous Tree	Final Notice	10/9/2017	Pending	15
10/10/2017	Clearview Avenue	High Grass/Weeds	Notice	10/10/2017	Complete	5
10/10/2017	Clearview Avenue	High Grass/Weeds	Notice	10/10/2017	Complete	5
10/10/2017	Barr Avenue (Vacant Land)	Hazardous Tree	Notice	10/10/2017	Owner called	ASAP
10/18/2017	Warren Street	High Grass/Weeds	Citation	10/18/2017	Pending	
10/19/2017	Mueller Avenue	High Grass/Weeds/Wood pile	Notice	10/19/2017	Pending	5
10/20/2017	Broadhead Avenue	Garbage Cans at Curb	Notice	10/20/2017	Pending	3

Building Inspection Report

October 23, 2017

September Reports Received

(Attached)

Building Inspection Underwriters

Allegheny County R/E Transfer

Certificates & Permits Issued

(SEPTEMBER 2017)

Rental Inspection Certificates Issued	6
Zoning Use/Occupancy Certificates Issued	9
Building/Zoning Permits Issued	8

PUBLIC WORKS / PARKS OPERATIONS REPORT

Council Meeting

October 23, 2017

Crew report 09-23-17 thru 10-20-17.

- **Leaf Program**-306 cubic yards collected
- **One Call** - responses at various locations
- **Litter Can maintenance**-weekly.
- **Traffic Monitoring Devices** removal/installation - (1) (2) Crafton Blvd (Both Directions)
- **Compost Site**- Windrow Maintenance,
- **Chipper/Mulch Service**- Delivered Various locations
- **Street Repairs**- Community Center entrance way. Mueller. Union and Center. Fire Dept sinkhole.... Newville Way
- **Rain /Wind Storm**- Remove debris resulting from heavy rain and high wind storms including clearing and removal of tree limbs branches. Clear /clean gutter and catch basin openings.
- **Street Sweeping Program**-409 Sweeper Miles
- **Park/Pool Maintenance**- Cut all facilities (2 cuttings.) Remove dead trees Park access road, Begin pool winterization.
- **Equipment Repair and Maintenance** -Leaf Vac, install new clutch fix vacuum tube.
- **Facility Maintenance**- A/C maintenance. Check boiler system. Repair handicap handrail (CBB).Crafton Library-water system repairs, replace ceiling tiles, repair light fixtures lighting. Plumbing repairs ladies room Community Center.
- **Sewer Work**- Install new catch basins (2) and drainage pipes Ewing

Admin.

Attended COG mandatory salt purchasing contract meeting. Attended Best Practices for Code Enforcement seminar; Attended CONNECT Utilities meeting; Attended Three Rivers Wet Weather Conference.


Regular meetings with manager to discuss issues regarding DPW.

Field inspections regarding street openings; ordinance violations,

Managing day to operations/administration for Public Works and Parks maintenance and repairs. Respond to constituents request for information and service.

Order supplies and material. Programmed /downloaded data from Traffic Logix Speed monitoring device. Used data to generate Traffic reports.

Routine Field investigations, routine paperwork.



October 2017

Dear Council Members,

The Crafton Public Library continues to be grateful for the support of Council and the community of Crafton.

The Library Month of Giving was a success with more money raised through the letter campaign and our fundraiser Booktoberfest than last year. We are sincerely appreciative of the support from our community. The first annual Booktoberfest on Saturday September 30th from 2 – 7 p.m at the park was a rousing success. The music was excellent everyone loved the brats and potato salad.

The library staff is happy to answer any questions and would welcome the opportunity to help you with your informational or recreational needs.

Regards,

Kathy Robinson
Executive Director

2017 CPL STATISTICS	Jan	Feb	Mar	Apr	May	Jun	Jul	Aug	Sep	Oct	Nov	Dec	Total
Patrons													
Registrations for the library (#42)	29	23	32	30	26	35	31	38	29				273
Collection													
Items Withdrawn	567	13	95	25	40	184	80	28	7				1,039
Total Items Added	147	132	150	189	206	113	159	126	160				1,382
Circulation Numbers													
Print Circulation + Renewals (#52j)	3,579	3,331	3,972	3,828	3,836	4,257	4,178	4,385	3,754				35,120
E-Resources (#52a)	657	544	571	658	660	n/a	655	756	746				5,247
Total Circulation (#52b)	4,236	3,875	4,543	4,486	4,496	4,257	4,833	5,141	4,500				40,367
Items Lent (#87)	1,022	1,062	1,295	1,038	1,046	1,073	1,121	1,096					8,753
Items Borrowed (#88)	1,686	1,619	1,962	1,923	1,874	1,838	1,960	2,211					15,073
Technology Usage													
Computer Logins	474	531	519	743	729	796	756	772	737				6,057
Minutes Used	30,521	33,502	31,141	43,566	44,614	52,421	56,875	52,568	45,127				390,335
Laptop Logins (included above)	1	2	4	7	4	4	5	1	0				28
Laptop minutes (included above)	178	41	190	765	273	437	251	148	0				28
WiFi Logins	284	298	450	436	410	462	408	451					3,199
WiFi Minutes	43,394	37,424	42,901	51,831	44,596	36,573	44,681	49,216					350,616
Number of Days Open	25	24	27	25	26	25	26	27	26				231
Hours a Month (#46)	196	188	212	195	204	204	203	212	203				1,817
Programming													
Juvenile & Family Programs (#89)	11	21	23	19	21	18	13	16					142
Juvenile & Family Attendance (#92)	44	164	232	144	189	174	98	152					1,197
Teen Programs (#90)	4	1	5	2	0	0	0	0					12
Teen Program Attendance (#93)	27	33	64	30	10	20	2	3					189
Adult Programs (#91)	12	11	13	9	8	6	4	9					72
Adult Program Attendance (#94)	148	193	240	152	170	209	101	130					1,343
Total Programs	27	33	41	30	29	24	17	25					226
Total Attendance	219	390	536	326	369	403	201	285	0	0	0	0	2,729

#s correspond to State Report

All Adults & Teens are reported in Adult & Teen Program Attendance regardless of category of program attended